



## **MASTERS PRE-66 MINIS**

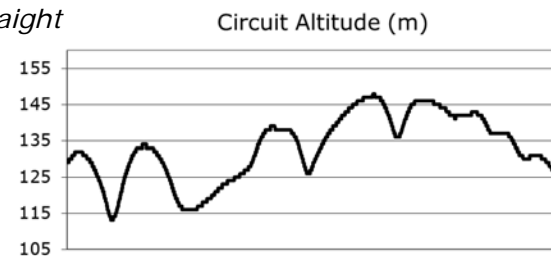
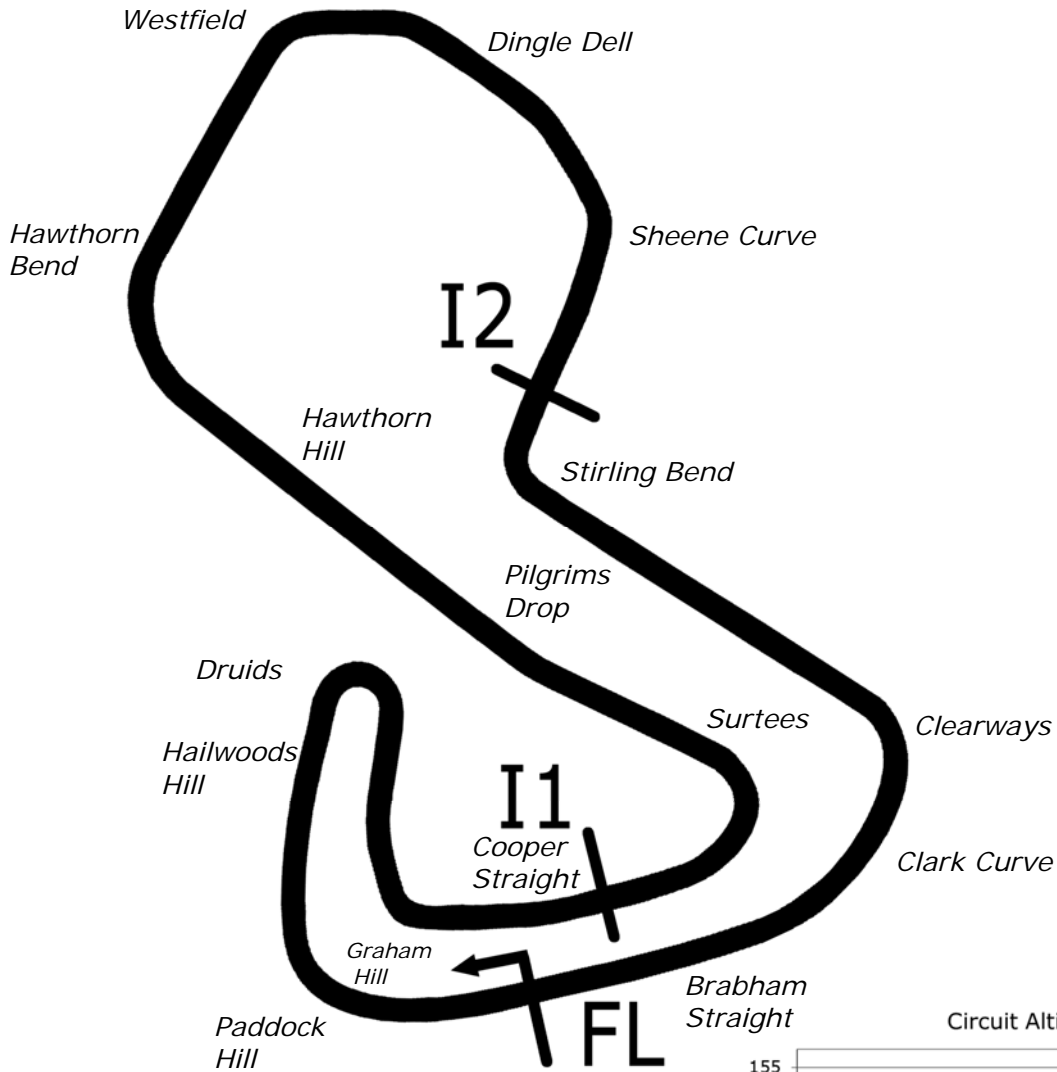
**Brands Hatch GP Circuit**

**30<sup>th</sup> May 2021**



**Results Provided by Timing Solutions Ltd**  
[www.tsl-timing.com](http://www.tsl-timing.com)

# Brands Hatch GP



Length	2.4332 miles	3916.0 m	
FL		51.36032 N	0.26032 E
I1	1116m	51.35934 N	0.25955 E
I2	2928m	51.35532 N	0.26250 E
Pit Entry	3646m	51.35911 N	0.25743 E
Pit Exit	26m after FL	51.36027 N	0.26078 E
Pit Entry-Pit Exit 277m, 19.9s @50kph, 16.6s @60kph			

All results available at [www.tsl-timing.com](http://www.tsl-timing.com)

## Masters Pre-66 Mini

### QUALIFYING - RACE 7 - CLASSIFICATION

POS	NO	NAME	ENTRY	TIME	ON	LAPS	GAP	DIFF	MPH
1	55	Jeff SMITH	Austin Mini Cooper S	1:49.179	9	11			80.23
2	155	Nathan HEATHCOTE	Morris Mini Cooper S	1:49.833	12	12	0.654	0.654	79.75
3	46	Ian CURLEY	Austin Mini Cooper S	1:50.210	11	13	1.031	0.377	79.48
4	67	Michael CULLEN	Austin Mini Cooper S	1:50.602	12	13	1.423	0.392	79.20
5	100	Ollie STREEK	Austin Mini Cooper S	1:51.215	13	13	2.036	0.613	78.76
6	88	Nick PADDY	Austin Mini Cooper S	1:51.339	10	15	2.160	0.124	78.67
7	33	PAGE J / PAGE M	Morris Mini Cooper S	1:51.424	13	13	2.245	0.085	78.61
8	21	Dave EDGECOMBE	Morris Mini Cooper S	1:51.675	6	16	2.496	0.251	78.44
9	151	Elliot STAFFORD	Austin Mini Cooper S	1:52.052	12	12	2.873	0.377	78.17
10	93	Tom WESTLEY	Austin Mini Cooper S	1:53.322	12	12	4.143	1.270	77.30
11	199	Kevin O'CONNOR	Morris Mini Cooper S	1:53.633	9	11	4.454	0.311	77.08
12	306	Jo POLLEY	Austin Mini Cooper S	1:53.971	7	13	4.792	0.338	76.86
13	77	Mark BURNETT	Austin Mini Countryman	1:54.243	11	12	5.064	0.272	76.67
14	333	Giles PAGE	Morris Mini Cooper S	1:54.766	10	13	5.587	0.523	76.32
15	54	NAIRN B / NAIRN C	Morris Mini Cooper S	1:55.131	5	6	5.952	0.365	76.08
16	37	Charles COOPER	Morris Mini Cooper S	1:55.607	8	13	6.428	0.476	75.77
17	888	Daniel WHEELER	Austin Mini Cooper S	1:56.611	2	2	7.432	1.004	75.12
18	44	HALL P / OSBORNE N	Austin Mini Cooper S	1:56.786	2	9	7.607	0.175	75.00

Car #88 - Transponder not working

Weather / Track : Sunny / Dry

These results are provisional until the conclusion of any judicial and technical matters.

Brands Hatch GP

Circuit Length = 2.4332 miles

Start: 12:10 Flag 12:41 End: 12:42

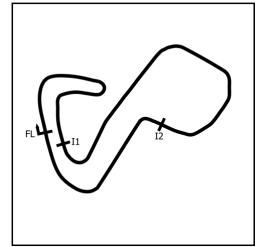
Clerk Of Course : Ian Denyer

Stewards :

Timekeeper : Sarah Evans

# Masters Pre-66 Mini

## QUALIFYING - RACE 7 - SECTOR ANALYSIS



SECTOR 1 = FL to I1, SECTOR 2 = I1 to I2, SECTOR 3 = I2 to FL, DIFF = Difference To Personal Best Lap, P = Crossed Finish Line in Pit Lane, D = Time Disallowed

P1 55 THD Jeff SMITH		Austin Mini Cooper S					
IDEAL LAP TIME : 1:49.179		BEST LAP TIME : 1:49.179		DIFFERENCE : 0.000			
LAP	SECTOR 1	SECTOR 2	SECTOR 3	LAP TIME	MPH	DIFF	TIME OF DAY
1 -	OUTLAP	54.725	28.666	2:07.913	68.48	18.734	12:13:03.515
2 -	35.034	49.275	27.036	1:51.345	78.67	2.166	12:14:54.860
3 -	34.914	50.716	IN PIT	5:59.763 P	24.34	4:10.584	12:20:54.623
4 -	OUTLAP	53.468	27.953	2:05.549	69.77	16.370	12:23:00.172
5 -	34.833	49.626	26.835	1:51.294 (3)	78.70	2.115	12:24:51.466
6 -	34.602	48.897	26.667	1:50.166 (2)	79.51	0.987	12:26:41.632
7 -	34.475	49.245	IN PIT	6:50.217 P	21.35	5:01.038	12:33:31.849
8 -	OUTLAP	56.315	27.871	2:06.849	69.05	17.670	12:35:38.698
9 -	34.365	48.369	26.445	1:49.179 (1)	80.23		12:37:27.877
10 -	34.669	56.133	31.728	2:02.530	71.49	13.351	12:39:30.407
11 -	41.059	1:02.657	28.259	2:11.975	66.37	22.796	12:41:42.382

P2 155 THD Nathan HEATHCOTE		Morris Mini Cooper S					
IDEAL LAP TIME : 1:49.559		BEST LAP TIME : 1:49.833		DIFFERENCE : 0.274			
LAP	SECTOR 1	SECTOR 2	SECTOR 3	LAP TIME	MPH	DIFF	TIME OF DAY
1 -	OUTLAP	54.508	28.856	2:03.983	70.65	14.150	12:13:34.640
2 -	37.846	55.639	27.362	2:00.847	72.48	11.014	12:15:35.487
3 -	40.645	1:30.993	IN PIT	4:12.686 P	34.66	2:22.853	12:19:48.173
4 -	OUTLAP	59.657	32.926	2:20.039	62.55	30.206	12:22:08.212
5 -	36.150	51.453	26.990	1:54.593	76.44	4.760	12:24:02.805
6 -	34.810	50.576	26.844	1:52.230	78.05	2.397	12:25:55.035
7 -	34.588	50.148	26.590	1:51.326	78.68	1.493	12:27:46.361
8 -	38.533	54.661	27.106	2:00.300	72.81	10.467	12:29:46.661
9 -	34.131	49.123	26.713	1:49.967 (2)	79.65	0.134	12:31:36.628
10 -	34.396	49.064	26.774	1:50.234 (3)	79.46	0.401	12:33:26.862
11 -	35.304	52.703	26.914	1:54.921	76.22	5.088	12:35:21.783
12 -	34.306	48.838	26.689	1:49.833 (1)	79.75		12:37:11.616

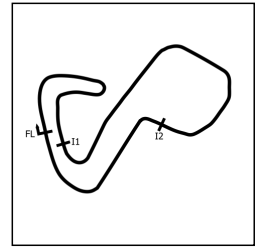
P3 46 THD Ian CURLEY		Austin Mini Cooper S					
IDEAL LAP TIME : 1:50.210		BEST LAP TIME : 1:50.210		DIFFERENCE : 0.000			
LAP	SECTOR 1	SECTOR 2	SECTOR 3	LAP TIME	MPH	DIFF	TIME OF DAY
1 -	34.881	49.920	26.772	1:51.573	78.51	1.363	12:14:46.352
2 -	34.600	49.648	27.950	1:52.198	78.07	1.988	12:16:38.550
3 -	38.260	1:00.744	30.638	2:09.642	67.56	19.432	12:18:48.192
4 -	50.550	1:17.746	31.577	2:39.873	54.79	49.663	12:21:28.065
5 -	34.636	49.381	26.759	1:50.776	79.07	0.566	12:23:18.841
6 -	34.703	50.000	26.683	1:51.386	78.64	1.176	12:25:10.227
7 -	34.605	50.672	IN PIT	4:51.377 P	30.06	3:01.167	12:30:01.604
8 -	OUTLAP	49.808	26.890	1:53.850	76.94	3.640	12:31:55.454
9 -	34.638	49.613	26.785	1:51.036	78.89	0.826	12:33:46.490
10 -	34.790	49.127	26.762	1:50.679 (3)	79.14	0.469	12:35:37.169
11 -	34.562	49.077	26.571	1:50.210 (1)	79.48		12:37:27.379
12 -	35.335	52.305	26.977	1:54.617	76.42	4.407	12:39:21.996
13 -	34.637	49.094	26.596	1:50.327 (2)	79.39	0.117	12:41:12.323

Weather / Track : Sunny / Dry

Brands Hatch GP  
 Circuit Length = 2.4332 miles  
 Start: 12:10 Flag 12:41 End: 12:42

# Masters Pre-66 Mini

## QUALIFYING - RACE 7 - SECTOR ANALYSIS



SECTOR 1 = FL to I1, SECTOR 2 = I1 to I2, SECTOR 3 = I2 to FL, DIFF = Difference To Personal Best Lap, P = Crossed Finish Line in Pit Lane, D = Time Disallowed

P4 67 THD Michael CULLEN		Austin Mini Cooper S					
IDEAL LAP TIME : 1:50.561		BEST LAP TIME : 1:50.602		DIFFERENCE : 0.041			
LAP	SECTOR 1	SECTOR 2	SECTOR 3	LAP TIME	MPH	DIFF	TIME OF DAY
1 -	OUTLAP	53.632	27.555	2:02.986	71.22	12.384	12:12:57.504
2 -	35.669	50.741	27.257	1:53.667	77.06	3.065	12:14:51.171
3 -	35.397	51.962	31.629	1:58.988	73.61	8.386	12:16:50.159
4 -	38.962	51.440	IN PIT	6:13.440 P	23.45	4:22.838	12:23:03.599
5 -	OUTLAP	51.179	27.278	1:58.443	73.95	7.841	12:25:02.042
6 -	35.486	50.432	27.085	1:53.003	77.51	2.401	12:26:55.045
7 -	35.051	49.927	26.748	1:51.726	78.40	1.124	12:28:46.771
8 -	34.786	49.655	27.066	1:51.507	78.55	0.905	12:30:38.278
9 -	34.627	49.757	26.963	1:51.347	78.67	0.745	12:32:29.625
10 -	34.674	49.521	27.170	1:51.365	78.65	0.763	12:34:20.990
11 -	34.641	49.413	26.907	1:50.961 (2)	78.94	0.359	12:36:11.951
12 -	34.668	49.200	26.734	1:50.602 (1)	79.20		12:38:02.553
13 -	34.711	49.342	26.969	1:51.022 (3)	78.90	0.420	12:39:53.575

P5 100 THD Ollie STREEK		Austin Mini Cooper S					
IDEAL LAP TIME : 1:51.176		BEST LAP TIME : 1:51.215		DIFFERENCE : 0.039			
LAP	SECTOR 1	SECTOR 2	SECTOR 3	LAP TIME	MPH	DIFF	TIME OF DAY
1 -	OUTLAP	54.696	28.439	2:03.731	70.79	12.516	12:13:22.235
2 -	36.144	52.011	27.364	1:55.519	75.83	4.304	12:15:17.754
3 -	35.489	1:03.259	IN PIT	5:21.234 P	27.26	3:30.019	12:20:38.988
4 -	OUTLAP	56.389	27.782	2:08.211	68.32	16.996	12:22:47.199
5 -	35.696	50.259	27.180	1:53.135	77.42	1.920	12:24:40.334
6 -	35.260	50.335	27.198	1:52.793	77.66	1.578	12:26:33.127
7 -	35.163	49.743	27.107	1:52.013	78.20	0.798	12:28:25.140
8 -	38.447	54.655	27.570	2:00.672	72.59	9.457	12:30:25.812
9 -	35.007	49.442	27.241	1:51.690 (3)	78.42	0.475	12:32:17.502
10 -	34.990	49.450	27.059	1:51.499 (2)	78.56	0.284	12:34:09.001
11 -	38.328	55.329	IN PIT	3:28.016 P	42.11	1:36.801	12:37:37.017
12 -	OUTLAP	50.580	27.033	1:55.556	75.80	4.341	12:39:32.573
13 -	34.873	49.481	26.861	1:51.215 (1)	78.76		12:41:23.788

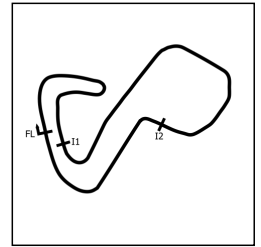
P6 88 THD Nick PADDY		Austin Mini Cooper S					
IDEAL LAP TIME :		BEST LAP TIME : 1:51.339		DIFFERENCE :			
LAP	SECTOR 1	SECTOR 2	SECTOR 3	LAP TIME	MPH	DIFF	TIME OF DAY
1 -				1:53.561	77.13	2.222	12:15:06.634
2 -				2:02.812	71.32	11.473	12:17:09.446
3 -				2:15.038	64.86	23.699	12:19:24.484
4 -				2:14.696	65.03	23.357	12:21:39.180
5 -				1:53.133	77.42	1.794	12:23:32.313
6 -				1:53.118	77.43	1.779	12:25:25.431
7 -				1:54.563	76.46	3.224	12:27:19.994
8 -				1:52.922	77.57	1.583	12:29:12.916
9 -				1:51.932	78.26	0.593	12:31:04.848
10 -				1:51.339 (1)	78.67		12:32:56.187
11 -				1:51.613 (2)	78.48	0.274	12:34:47.800
12 -				1:52.408	77.92	1.069	12:36:40.208
13 -				1:52.667	77.74	1.328	12:38:32.875
14 -				1:51.792 (3)	78.35	0.453	12:40:24.667
15 -				1:56.463	75.21	5.124	12:42:21.130

Weather / Track : Sunny / Dry

Brands Hatch GP  
Circuit Length = 2.4332 miles  
Start: 12:10 Flag 12:41 End: 12:42

# Masters Pre-66 Mini

## QUALIFYING - RACE 7 - SECTOR ANALYSIS



SECTOR 1 = FL to I1, SECTOR 2 = I1 to I2, SECTOR 3 = I2 to FL, DIFF = Difference To Personal Best Lap, P = Crossed Finish Line in Pit Lane, D = Time Disallowed

P7 33 THD		PAGE J / PAGE M		Morris Mini Cooper S			
IDEAL LAP TIME : 1:51.423		BEST LAP TIME : 1:51.424		DIFFERENCE : 0.001			
LAP	SECTOR 1	SECTOR 2	SECTOR 3	LAP TIME	MPH	DIFF	TIME OF DAY
1 -	OUTLAP	53.768	28.109	2:04.424	70.40	13.000	12:13:08.978
2 -	35.597	50.753	27.365	1:53.715	77.03	2.291	12:15:02.693
3 -	35.071	58.192	31.711	2:04.974	70.09	13.550	12:17:07.667
4 -	41.850	1:01.001	32.471	2:15.322	64.73	23.898	12:19:22.989
5 -	43.772	1:00.698	31.101	2:15.571	64.61	24.147	12:21:38.560
6 -	35.630	53.927	27.604	1:57.161	74.76	5.737	12:23:35.721
7 -	36.240	53.735	IN PIT	4:19.170 P	33.79	2:27.746	12:27:54.891
8 -	OUTLAP	51.223	27.180	1:56.905	74.93	5.481	12:29:51.796
9 -	35.777	50.416	27.465	1:53.658	77.07	2.234	12:31:45.454
10 -	35.259	50.236	27.270	1:52.765	77.68	1.341	12:33:38.219
11 -	35.212	49.807	27.188	1:52.207 (3)	78.06	0.783	12:35:30.426
12 -	34.888	49.721	27.225	1:51.834 (2)	78.32	0.410	12:37:22.260
13 -	34.889	49.623	26.912	1:51.424 (1)	78.61		12:39:13.684

P8 21 THD		Dave EDGEcombe		Morris Mini Cooper S			
IDEAL LAP TIME : 1:50.830		BEST LAP TIME : 1:51.675		DIFFERENCE : 0.845			
LAP	SECTOR 1	SECTOR 2	SECTOR 3	LAP TIME	MPH	DIFF	TIME OF DAY
1 -	OUTLAP	51.900	27.652	2:00.064	72.95	8.389	12:13:05.296
2 -	35.409	49.809	27.046	1:52.264	78.02	0.589	12:14:57.560
3 -	34.891	50.752	29.738	1:55.381	75.92	3.706	12:16:52.941
4 -	37.722	52.114	28.228	1:58.064	74.19	6.389	12:18:51.005
5 -	48.856	1:17.387	32.357	2:38.600	55.23	46.925	12:21:29.605
6 -	35.099	49.755	26.821	1:51.675 (1)	78.44		12:23:21.280
7 -	35.173	49.777	26.969	1:51.919	78.26	0.244	12:25:13.199
8 -	35.345	49.494	27.051	1:51.890	78.28	0.215	12:27:05.089
9 -	35.029	52.143	30.442	1:57.614	74.47	5.939	12:29:02.703
10 -	39.149	54.318	27.359	2:00.826	72.49	9.151	12:31:03.529
11 -	35.158	50.059	27.150	1:52.367	77.95	0.692	12:32:55.896
12 -	35.124	49.744	27.026	1:51.894	78.28	0.219	12:34:47.790
13 -	36.195	52.340	27.531	1:56.066	75.47	4.391	12:36:43.856
14 -	35.107	51.700	27.273	1:54.080	76.78	2.405	12:38:37.936
15 -	34.875	49.818	27.082	1:51.775 (3)	78.37	0.100	12:40:29.711
16 -	35.204	49.134	27.425	1:51.763 (2)	78.37	0.088	12:42:21.474

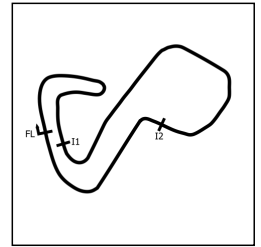
P9 151 THD		Elliot STAFFORD		Austin Mini Cooper S			
IDEAL LAP TIME : 1:51.822		BEST LAP TIME : 1:52.052		DIFFERENCE : 0.230			
LAP	SECTOR 1	SECTOR 2	SECTOR 3	LAP TIME	MPH	DIFF	TIME OF DAY
1 -	OUTLAP	54.746	28.114	2:04.286	70.48	12.234	12:13:32.597
2 -	36.822	51.400	27.107	1:55.329	75.95	3.277	12:15:27.926
3 -	37.650	59.219	IN PIT	5:28.247 P	26.68	3:36.195	12:20:56.173
4 -	OUTLAP	52.881	28.346	2:05.436	69.83	13.384	12:23:01.609
5 -	35.831	57.215	IN PIT	4:49.857 P	30.22	2:57.805	12:27:51.466
6 -	OUTLAP	51.648	27.231	1:57.028	74.85	4.976	12:29:48.494
7 -	35.074	50.504	27.349	1:52.927	77.57	0.875	12:31:41.421
8 -	35.044	50.159	27.265	1:52.468 (3)	77.88	0.416	12:33:33.889
9 -	34.827	50.195	27.116	1:52.138 (2)	78.11	0.086	12:35:26.027
10 -	35.109	54.381	31.309	2:00.799	72.51	8.747	12:37:26.826
11 -	37.347	52.306	27.331	1:56.984	74.88	4.932	12:39:23.810
12 -	34.983	49.888	27.181	1:52.052 (1)	78.17		12:41:15.862

Weather / Track : Sunny / Dry

Brands Hatch GP  
Circuit Length = 2.4332 miles  
Start: 12:10 Flag 12:41 End: 12:42

# Masters Pre-66 Mini

## QUALIFYING - RACE 7 - SECTOR ANALYSIS



SECTOR 1 = FL to I1, SECTOR 2 = I1 to I2, SECTOR 3 = I2 to FL, DIFF = Difference To Personal Best Lap, P = Crossed Finish Line in Pit Lane, D = Time Disallowed

P10 93 THD Tom WESTLEY		Austin Mini Cooper S					
IDEAL LAP TIME : 1:53.220		BEST LAP TIME : 1:53.322		DIFFERENCE : 0.102			
LAP	SECTOR 1	SECTOR 2	SECTOR 3	LAP TIME	MPH	DIFF	TIME OF DAY
1 -	OUTLAP	57.040	30.011	2:10.155	67.30	16.833	12:13:22.085
2 -	39.139	52.756	27.858	1:59.753	73.14	6.431	12:15:21.838
3 -	37.719	59.660	IN PIT	4:32.317 P	32.16	2:38.995	12:19:54.155
4 -	OUTLAP	58.348	30.706	2:12.521	66.10	19.199	12:22:06.676
5 -	36.918	52.962	27.805	1:57.685	74.43	4.363	12:24:04.361
6 -	36.055	51.084	27.657	1:54.796 (3)	76.30	1.474	12:25:59.157
7 -	36.294	51.556	27.976	1:55.826	75.62	2.504	12:27:54.983
8 -	36.042	51.091	27.532	1:54.665 (2)	76.39	1.343	12:29:49.648
9 -	35.317	55.216	IN PIT	5:48.641 P	25.12	3:55.319	12:35:38.289
10 -	OUTLAP	51.663	27.629	1:59.959	73.02	6.637	12:37:38.248
11 -	35.578	52.363	27.392	1:55.333	75.95	2.011	12:39:33.581
12 -	35.419	50.564	27.339	1:53.322 (1)	77.30		12:41:26.903

P11 199 THD Kevin O'CONNOR		Morris Mini Cooper S					
IDEAL LAP TIME : 1:53.517		BEST LAP TIME : 1:53.633		DIFFERENCE : 0.116			
LAP	SECTOR 1	SECTOR 2	SECTOR 3	LAP TIME	MPH	DIFF	TIME OF DAY
1 -	OUTLAP	55.450	28.787	2:06.917	69.02	13.284	12:13:32.012
2 -	38.244	51.930	27.348	1:57.522	74.53	3.889	12:15:29.534
3 -	36.698	1:00.063	IN PIT	4:51.722 P	30.02	2:58.089	12:20:21.256
4 -	OUTLAP	53.910	28.294	2:07.752	68.56	14.119	12:22:29.008
5 -	36.591	51.261	27.454	1:55.306	75.97	1.673	12:24:24.314
6 -	36.058	51.515	27.558	1:55.131	76.08	1.498	12:26:19.445
7 -	36.193	51.195	27.567	1:54.955	76.20	1.322	12:28:14.400
8 -	35.741	50.874	27.611	1:54.226 (3)	76.68	0.593	12:30:08.626
9 -	35.533	50.642	27.458	1:53.633 (1)	77.08		12:32:02.259
10 -	42.251	1:01.279	28.210	2:11.740	66.49	18.107	12:34:13.999
11 -	35.527	50.925	27.602	1:54.054 (2)	76.80	0.421	12:36:08.053

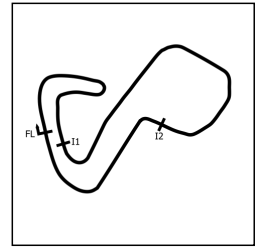
P12 306 THD Jo POLLEY		Austin Mini Cooper S					
IDEAL LAP TIME : 1:53.303		BEST LAP TIME : 1:53.971		DIFFERENCE : 0.668			
LAP	SECTOR 1	SECTOR 2	SECTOR 3	LAP TIME	MPH	DIFF	TIME OF DAY
1 -	OUTLAP	55.545	29.163	2:07.870	68.50	13.899	12:13:29.619
2 -	36.983	52.060	27.528	1:56.571	75.14	2.600	12:15:26.190
3 -	36.290	1:00.406	IN PIT	5:31.484 P	26.42	3:37.513	12:20:57.674
4 -	OUTLAP	52.081	28.425	2:04.923	70.12	10.952	12:23:02.597
5 -	35.606	51.867	27.665	1:55.138	76.08	1.167	12:24:57.735
6 -	35.936	51.260	27.636	1:54.832	76.28	0.861	12:26:52.567
7 -	35.551	50.826	27.594	1:53.971 (1)	76.86		12:28:46.538
8 -	35.729	51.185	27.298	1:54.212	76.69	0.241	12:30:40.750
9 -	35.478	51.109	27.490	1:54.077 (3)	76.78	0.106	12:32:34.827
10 -	35.507	51.034	27.728	1:54.269	76.65	0.298	12:34:29.096
11 -	35.579	50.909	27.488	1:53.976 (2)	76.85	0.005	12:36:23.072
12 -	35.258	52.228	IN PIT	2:51.702 P	51.01	57.731	12:39:14.774
13 -	OUTLAP	50.747	28.229	1:57.678	74.43	3.707	12:41:12.452

Weather / Track : Sunny / Dry

Brands Hatch GP  
 Circuit Length = 2.4332 miles  
 Start: 12:10 Flag 12:41 End: 12:42

# Masters Pre-66 Mini

## QUALIFYING - RACE 7 - SECTOR ANALYSIS



SECTOR 1 = FL to I1, SECTOR 2 = I1 to I2, SECTOR 3 = I2 to FL, DIFF = Difference To Personal Best Lap, P = Crossed Finish Line in Pit Lane, D = Time Disallowed

P13 77 THD Mark BURNETT		Austin Mini Countryman					
IDEAL LAP TIME : 1:54.073		BEST LAP TIME : 1:54.243		DIFFERENCE : 0.170			
LAP	SECTOR 1	SECTOR 2	SECTOR 3	LAP TIME	MPH	DIFF	TIME OF DAY
1 -	OUTLAP	56.487	28.336	2:06.748	69.11	12.505	12:13:23.020
2 -	37.149	51.768	<b>27.379</b>	1:56.296	75.32	2.053	12:15:19.316
3 -	<b>37.038</b>	<b>1:01.229</b>	IN PIT	6:32.248 <b>P</b>	22.33	4:38.005	12:21:51.564
4 -	<b>OUTLAP</b>	52.474	27.918	2:00.213	72.86	5.970	12:23:51.777
5 -	36.122	52.919	27.874	1:56.915	74.92	2.672	12:25:48.692
6 -	36.043	52.160	27.533	1:55.736	75.68	1.493	12:27:44.428
7 -	35.943	52.337	27.960	1:56.240	75.35	1.997	12:29:40.668
8 -	35.712	51.630	27.487	1:54.829 <b>(3)</b>	76.28	0.586	12:31:35.497
9 -	36.053	51.083	27.404	1:54.540 <b>(2)</b>	76.47	0.297	12:33:30.037
10 -	36.699	55.746	29.369	2:01.814	71.91	7.571	12:35:31.851
11 -	<b>35.662</b>	<b>51.032</b>	27.549	<b>1:54.243 (1)</b>	<b>76.67</b>		<b>12:37:26.094</b>
12 -	35.791	54.592	29.494	1:59.877	73.07	5.634	12:39:25.971

P14 333 THD Giles PAGE		Morris Mini Cooper S					
IDEAL LAP TIME : 1:54.049		BEST LAP TIME : 1:54.766		DIFFERENCE : 0.717			
LAP	SECTOR 1	SECTOR 2	SECTOR 3	LAP TIME	MPH	DIFF	TIME OF DAY
1 -	OUTLAP	58.283	29.468	2:12.100	66.31	17.334	12:13:21.098
2 -	36.408	51.559	27.706	1:55.673 <b>(3)</b>	75.72	0.907	12:15:16.771
3 -	35.956	<b>1:02.934</b>	IN PIT	<b>4:28.384 P</b>	32.63	2:33.618	<b>12:19:45.155</b>
4 -	<b>OUTLAP</b>	1:00.259	31.120	2:20.700	62.25	25.934	12:22:05.855
5 -	39.972	55.080	28.246	2:03.298	71.04	8.532	12:24:09.153
6 -	35.756	53.337	<b>27.466</b>	1:56.559	75.15	1.793	12:26:05.712
7 -	36.310	53.659	27.868	1:57.837	74.33	3.071	12:28:03.549
8 -	35.981	52.966	28.069	1:57.016	74.86	2.250	12:30:00.565
9 -	<b>35.355</b>	51.760	27.740	1:54.855 <b>(2)</b>	76.26	0.089	12:31:55.420
10 -	36.010	<b>51.228</b>	27.528	<b>1:54.766 (1)</b>	<b>76.32</b>		<b>12:33:50.186</b>
11 -	36.069	51.938	27.704	1:55.711	75.70	0.945	12:35:45.897
12 -	38.764	59.606	IN PIT	3:52.957 <b>P</b>	37.60	1:58.191	12:39:38.854
13 -	OUTLAP	59.335	30.845	2:13.085	65.82	18.319	12:41:51.939

P15 54 THD NAIRN B / NAIRN C		Morris Mini Cooper S					
IDEAL LAP TIME : 1:54.460		BEST LAP TIME : 1:55.131		DIFFERENCE : 0.671			
LAP	SECTOR 1	SECTOR 2	SECTOR 3	LAP TIME	MPH	DIFF	TIME OF DAY
1 -	OUTLAP	54.602	28.689	2:05.609	69.73	10.478	12:13:32.190
2 -	37.133	52.127	<b>27.081</b>	1:56.341 <b>(2)</b>	75.29	1.210	12:15:28.531
3 -	<b>37.453</b>	<b>59.551</b>	IN PIT	<b>3:51.821 P</b>	37.78	1:56.690	<b>12:19:20.352</b>
4 -	<b>OUTLAP</b>	<b>55.924</b>	31.385	2:10.670	67.03	15.539	12:21:31.022
5 -	<b>36.317</b>	<b>51.062</b>	27.752	<b>1:55.131 (1)</b>	<b>76.08</b>		<b>12:23:26.153</b>
6 -	36.581	52.083	IN PIT	3:32.376 <b>P</b>	41.24	1:37.245	12:26:58.529

P16 37 THD Charles COOPER		Morris Mini Cooper S					
IDEAL LAP TIME : 1:54.756		BEST LAP TIME : 1:55.607		DIFFERENCE : 0.851			
LAP	SECTOR 1	SECTOR 2	SECTOR 3	LAP TIME	MPH	DIFF	TIME OF DAY
1 -	OUTLAP	54.991	28.527	2:04.172	70.54	8.565	12:13:23.877
2 -	37.163	51.915	<b>27.371</b>	1:56.449 <b>(3)</b>	75.22	0.842	12:15:20.326
3 -	<b>36.447</b>	<b>1:01.756</b>	IN PIT	<b>4:18.470 P</b>	33.89	2:22.863	<b>12:19:38.796</b>
4 -	<b>OUTLAP</b>	<b>55.817</b>	29.406	2:09.567	67.60	13.960	12:21:48.363
5 -	36.471	52.787	27.603	1:56.861	74.95	1.254	12:23:45.224
6 -	36.832	57.857	29.423	2:04.112	70.58	8.505	12:25:49.336
7 -	36.029	52.754	27.719	1:56.502	75.19	0.895	12:27:45.838
8 -	<b>36.000</b>	51.839	27.768	<b>1:55.607 (1)</b>	<b>75.77</b>		<b>12:29:41.445</b>
9 -	36.535	53.003	IN PIT	4:17.566 <b>P</b>	34.01	2:21.959	12:33:59.011
10 -	OUTLAP	52.164	28.039	2:00.223	72.86	4.616	12:35:59.234
11 -	36.094	<b>51.385</b>	28.626	1:56.105 <b>(2)</b>	75.44	0.498	12:37:55.339
12 -	37.029	56.879	27.662	2:01.570	72.05	5.963	12:39:56.909
13 -	36.953	53.592	27.843	1:58.388	73.99	2.781	12:41:55.297

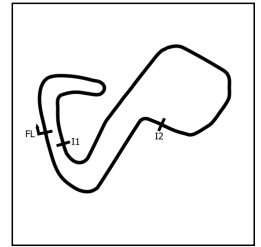
Weather / Track : Sunny / Dry

Brands Hatch GP  
Circuit Length = 2.4332 miles  
Start: 12:10 Flag 12:41 End: 12:42



# Masters Pre-66 Mini

## QUALIFYING - RACE 7 - SECTOR ANALYSIS



SECTOR 1 = FL to I1, SECTOR 2 = I1 to I2, SECTOR 3 = I2 to FL, DIFF = Difference To Personal Best Lap, P = Crossed Finish Line in Pit Lane, D = Time Disallowed

<b>P17 888 THD Daniel WHEELER</b>		Austin Mini Cooper S					
IDEAL LAP TIME : 1:56.611		BEST LAP TIME : 1:56.611		DIFFERENCE : 0.000			
LAP	SECTOR 1	SECTOR 2	SECTOR 3	LAP TIME	MPH	DIFF	TIME OF DAY
1 -	OUTLAP	56.947	28.491	2:08.428	68.20	11.817	12:13:21.792
2 -	<b>36.003</b>	<b>53.476</b>	<b>27.132</b>	<b>1:56.611 (1)</b>	<b>75.12</b>		<b>12:15:18.403</b>

<b>P18 44 THD HALL P / OSBORNE N</b>		Austin Mini Cooper S					
IDEAL LAP TIME : 1:56.786		BEST LAP TIME : 1:56.786		DIFFERENCE : 0.000			
LAP	SECTOR 1	SECTOR 2	SECTOR 3	LAP TIME	MPH	DIFF	TIME OF DAY
1 -	OUTLAP	55.485	28.934	2:05.778	69.64	8.992	12:13:29.924
2 -	<b>37.084</b>	<b>52.128</b>	<b>27.574</b>	<b>1:56.786 (1)</b>	<b>75.00</b>		<b>12:15:26.710</b>
3 -	<b>38.628</b>	<b>58.366</b>	IN PIT	<b>4:37.683 P</b>	31.54	2:40.897	<b>12:20:04.393</b>
4 -	OUTLAP	9:02.689	IN PIT	12:05.859 P	12.06	10:09.073	12:32:10.252
5 -	OUTLAP	55.165	28.358	2:06.248	69.38	9.462	12:34:16.500
6 -	37.291	54.951	28.651	2:00.893 (2)	72.45	4.107	12:36:17.393
7 -	37.709	55.143	29.707	2:02.559	71.47	5.773	12:38:19.952
8 -	37.682	56.178	28.618	2:02.478	71.52	5.692	12:40:22.430
9 -	37.521	56.301	28.358	2:02.180 (3)	71.69	5.394	12:42:24.610

# Masters Pre-66 Mini

## QUALIFYING - RACE 7 - BEST SECTORS

SECTOR 1			SECTOR 2			SECTOR 3			IDEAL / BEST COMPARISON						
POS	NO	NAME	TIME	NO	NAME	TIME	NO	NAME	TIME	POS	NO	NAME	IDEAL	BEST	DIFF
													<b>PERFECT LAP</b>	<b>1:48.945</b>	
1	155	HEATHCOTE	34.131	55	SMITH	48.369	55	SMITH	26.445	1	55	SMITH	1:49.179	1:49.179	0.000
2	55	SMITH	34.365	155	HEATHCOTE	48.838	46	CURLEY	26.571	2	155	HEATHCOTE	1:49.559	1:49.833	0.274
3	46	CURLEY	34.562	46	CURLEY	49.077	155	HEATHCOTE	26.590	3	46	CURLEY	1:50.210	1:50.210	0.000
4	67	CULLEN	34.627	21	EDGECOMBE	49.134	67	CULLEN	26.734	4	67	CULLEN	1:50.561	1:50.602	0.041
5	151	STAFFORD	34.827	67	CULLEN	49.200	21	EDGECOMBE	26.821	5	21	EDGECOMBE	1:50.830	1:51.675	0.845
6	100	STREEK	34.873	100	STREEK	49.442	100	STREEK	26.861	6	100	STREEK	1:51.176	1:51.215	0.039
7	21	EDGECOMBE	34.875	33	PAGE J / PAGE M	49.623	33	PAGE J / PAGE M	26.912	7	33	PAGE J / PAGE M	1:51.423	1:51.424	0.001
8	33	PAGE J / PAGE M	34.888	151	STAFFORD	49.888	54	NAIRN B / NAIRN C	27.081	8	151	STAFFORD	1:51.822	1:52.052	0.230
9	306	POLLEY	35.258	93	WESTLEY	50.564	151	STAFFORD	27.107	9	93	WESTLEY	1:53.220	1:53.322	0.102
10	93	WESTLEY	35.317	199	O'CONNOR	50.642	888	WHEELER	27.132	10	306	POLLEY	1:53.303	1:53.971	0.668
11	333	PAGE	35.355	306	POLLEY	50.747	306	POLLEY	27.298	11	199	O'CONNOR	1:53.517	1:53.633	0.116
12	199	O'CONNOR	35.527	77	BURNETT	51.032	93	WESTLEY	27.339	12	333	PAGE	1:54.049	1:54.766	0.717
13	77	BURNETT	35.662	54	NAIRN B / NAIRN C	51.062	199	O'CONNOR	27.348	13	77	BURNETT	1:54.073	1:54.243	0.170
14	37	COOPER	36.000	333	PAGE	51.228	37	COOPER	27.371	14	54	NAIRN B / NAIRN C	1:54.460	1:55.131	0.671
15	888	WHEELER	36.003	37	COOPER	51.385	77	BURNETT	27.379	15	37	COOPER	1:54.756	1:55.607	0.851
16	54	NAIRN B / NAIRN C	36.317	44	HALL P / OSBORNE	52.128	333	PAGE	27.466	16	888	WHEELER	1:56.611	1:56.611	0.000
17	44	HALL P / OSBORNE	37.084	888	WHEELER	53.476	44	HALL P / OSBORNE	27.574	17	44	HALL P / OSBORNE	1:56.786	1:56.786	0.000
18										18	88	PADDY		1:51.339	

Weather / Track : Sunny / Dry

Results can be found at [www.tsl-timing.com](http://www.tsl-timing.com)

Brands Hatch GP  
 Circuit Length = 2.4332 miles  
 Start: 12:10 Flag 12:41 End: 12:42

Printed - 12:46 Sunday, 30 May 2021

# Masters Pre-66 Mini

## QUALIFYING - RACE 7 - STATISTICS

**Competitors Started** 18  
**Planned Start** 2021-05-30 @ 12:15:00.000  
**Actual Start** 2021-05-30 @ 12:10:54.414  
**Finish Time** 2021-05-30 @ 12:41:11.585  
**Track Length** 2.4332mi.  
**Total Laps** 209  
**Total Distance Covered** 508.5575mi.

### Session Fastest Lap History

NO	NAME	LAP TIME	TIME OF DAY	LAP	VEHICLE
46	Ian CURLEY	1:51.573	12:14:46.361	1	Austin Mini Cooper S
55	Jeff SMITH	1:51.345	12:14:54.869	2	Austin Mini Cooper S
46	Ian CURLEY	1:50.776	12:23:18.850	5	Austin Mini Cooper S
55	Jeff SMITH	1:50.166	12:26:41.642	6	Austin Mini Cooper S
155	Nathan HEATHCOTE	1:49.967	12:31:36.634	9	Morris Mini Cooper S
155	Nathan HEATHCOTE	1:49.833	12:37:11.622	12	Morris Mini Cooper S
55	Jeff SMITH	1:49.179	12:37:27.886	9	Austin Mini Cooper S

### Flag History

TYPE	TIME OF DAY
GREEN	12:10:54.414
SAFETY	12:15:52.900
GREEN	12:21:28.066
FINISH	12:41:11.585

### Flag Statistics

TYPE	COUNT	TOTAL LAPS	TOTAL TIME
Green	2	14	26:16.997
Red	0	0	0.000
Safety Car	1	2	5:35.165
FCY	0	0	0.000

Weather / Track : Sunny / Dry


Results can be found at [www.tsl-timing.com](http://www.tsl-timing.com)

Brands Hatch GP  
Circuit Length = 2.4332 miles  
Start: 12:10 Flag 12:41 End: 12:42

Printed - 12:46 Sunday, 30 May 2021

## Masters Pre-66 Mini

### RACE 7 - GRID (20 minutes)

ROW 9	17	1:56.611 <b>888</b> Daniel WHEELER	18	1:56.786 <b>44</b> HALL P / OSBORNE N
ROW 8	15	1:55.131 <b>54</b> NAIRN B / NAIRN C	16	1:55.607 <b>37</b> Charles COOPER
ROW 7	13	1:54.243 <b>77</b> Mark BURNETT	14	1:54.766 <b>333</b> Giles PAGE
ROW 6	11	1:53.633 <b>199</b> Kevin O'CONNOR	12	1:53.971 <b>306</b> Jo POLLEY
ROW 5	9	1:52.052 <b>151</b> Elliot STAFFORD	10	1:53.322 <b>93</b> Tom WESTLEY
ROW 4	7	1:51.424 <b>33</b> PAGE J / PAGE M	8	1:51.675 <b>21</b> Dave EDGECOMBE
ROW 3	5	1:51.215 <b>100</b> Ollie STREEK	6	1:51.339 <b>88</b> Nick PADDY
ROW 2	3	1:50.210 <b>46</b> Ian CURLEY	4	1:50.602 <b>67</b> Michael CULLEN
ROW 1	1	1:49.179 <b>55</b> Jeff SMITH	2	1:49.833 <b>155</b> Nathan HEATHCOTE
<b>Pole</b>				
				

These results are provisional until the conclusion of any judicial and technical matters.

Brands Hatch GP  
Circuit Length = 2.4332 miles

Clerk Of Course : Ian Denyer	Stewards :	Timekeeper : Sarah Evans
------------------------------	------------	--------------------------

Results can be found at [www.tsl-timing.com](http://www.tsl-timing.com)

Printed - 12:47 Sunday, 30 May 2021

## Masters Pre-66 Mini

### RACE 8 - CLASSIFICATION

POS	NO	NAME	ENTRY	LAPS	TIME	GAP	DIFF	MPH	BEST	ON
1	46	Ian CURLEY	Austin Mini Cooper S	10	18:33.661			78.65	1:50.511	9
2	155	Nathan HEATHCOTE	Morris Mini Cooper S	10	18:33.823	0.162	0.162	78.64	1:49.773	9
3	55	Jeff SMITH	Austin Mini Cooper S	10	18:35.487	1.826	1.664	78.52	1:50.588	4
4	88	Nick PADDY	Austin Mini Cooper S	10	18:46.118	12.457	10.631	77.78	1:51.257	6
5	21	Dave EDGECOMBE	Morris Mini Cooper S	10	18:50.069	16.408	3.951	77.51	1:51.431	3
6	67	Michael CULLEN	Austin Mini Cooper S	10	18:53.682	20.021	3.613	77.26	1:51.268	6
7	33	PAGE J / PAGE M	Morris Mini Cooper S	10	18:56.046	22.385	2.364	77.10	1:52.609	6
8	306	Jo POLLEY	Austin Mini Cooper S	10	19:04.654	30.993	8.608	76.52	1:53.122	3
9	93	Tom WESTLEY	Austin Mini Cooper S	10	19:04.924	31.263	0.270	76.51	1:53.223	7
10	888	Daniel WHEELER	Austin Mini Cooper S	10	19:07.924	34.263	3.000	76.31	1:52.699	10
11	333	Giles PAGE	Morris Mini Cooper S	10	19:08.784	35.123	0.860	76.25	1:52.609	6
12	199	Kevin O'CONNOR	Morris Mini Cooper S	10	19:10.404	36.743	1.620	76.14	1:53.200	10
13	77	Mark BURNETT	Austin Mini Countryman	10	19:10.871	37.210	0.467	76.11	1:53.120	10
14	37	Charles COOPER	Morris Mini Cooper S	10	19:14.971	41.310	4.100	75.84	1:53.383	8
15	44	HALL P / OSBORNE N	Austin Mini Cooper S	10	20:16.641	1:42.980	1:01.670	72.00	1:59.632	10
NOT CLASSIFIED										
NC	100	Ollie STREEK	Austin Mini Cooper S	6	11:17.604	4 Laps	4 Laps	77.56	1:51.085	6
NC	151	Elliot STAFFORD	Austin Mini Cooper S	5	9:40.691	5 Laps	1 Lap	75.42	1:53.552	2
NC	54	NAIRN B / NAIRN C	Morris Mini Cooper S	5	13:16.793	5 Laps	3:36.102	54.96	2:01.842	2
FASTEST LAP										
	155	Nathan HEATHCOTE	Morris Mini Cooper S	9	1:49.773			79.79 mph	128.42 kph	

Weather / Track : Sunny / Dry

These results are provisional until the conclusion of any judicial and technical matters.

Brands Hatch GP: 2.4332 miles

Race Distance: 10 Laps / 24.33 miles

Start: 15:50 Flag 16:08 End: 16:15

Clerk Of Course : Ian Denyer	Stewards :	Timekeeper : Sarah Evans
------------------------------	------------	--------------------------



## Masters Pre-66 Mini

### RACE 8 - CLASSIFICATION BY CLASS

CLASS : Pre66 Mini - THD

POS	NO	NAME	ENTRY	LAPS	TIME	GAP	DIFF	MPH	BEST	ON
1	46	Ian CURLEY	Austin Mini Cooper S	10	18:33.661			78.65	1:50.511	9
2	155	Nathan HEATHCOTE	Morris Mini Cooper S	10	18:33.823	0.162	0.162	78.64	1:49.773	9
3	55	Jeff SMITH	Austin Mini Cooper S	10	18:35.487	1.826	1.664	78.52	1:50.588	4
4	88	Nick PADDY	Austin Mini Cooper S	10	18:46.118	12.457	10.631	77.78	1:51.257	6
5	21	Dave EDGECOMBE	Morris Mini Cooper S	10	18:50.069	16.408	3.951	77.51	1:51.431	3
6	67	Michael CULLEN	Austin Mini Cooper S	10	18:53.682	20.021	3.613	77.26	1:51.268	6
7	33	PAGE J / PAGE M	Morris Mini Cooper S	10	18:56.046	22.385	2.364	77.10	1:52.609	6
8	306	Jo POLLEY	Austin Mini Cooper S	10	19:04.654	30.993	8.608	76.52	1:53.122	3
9	93	Tom WESTLEY	Austin Mini Cooper S	10	19:04.924	31.263	0.270	76.51	1:53.223	7
10	888	Daniel WHEELER	Austin Mini Cooper S	10	19:07.924	34.263	3.000	76.31	1:52.699	10
11	333	Giles PAGE	Morris Mini Cooper S	10	19:08.784	35.123	0.860	76.25	1:52.609	6
12	199	Kevin O'CONNOR	Morris Mini Cooper S	10	19:10.404	36.743	1.620	76.14	1:53.200	10
13	77	Mark BURNETT	Austin Mini Countryman	10	19:10.871	37.210	0.467	76.11	1:53.120	10
14	37	Charles COOPER	Morris Mini Cooper S	10	19:14.971	41.310	4.100	75.84	1:53.383	8
15	44	HALL P / OSBORNE N	Austin Mini Cooper S	10	20:16.641	1:42.980	1:01.670	72.00	1:59.632	10
NC	100	Ollie STREEK	Austin Mini Cooper S	6	11:17.604	4 Laps	4 Laps	77.56	1:51.085	6
NC	151	Elliot STAFFORD	Austin Mini Cooper S	5	9:40.691	5 Laps	1 Lap	75.42	1:53.552	2
NC	54	NAIRN B / NAIRN C	Morris Mini Cooper S	5	13:16.793	5 Laps	3:36.102	54.96	2:01.842	2

#### FASTEST LAP

155	THD	Nathan HEATHCOTE	Morris Mini Cooper S - Grey	9	1:49.773		79.79 mph	128.42 kph
-----	-----	------------------	-----------------------------	---	----------	--	-----------	------------

Weather / Track : Sunny / Dry

These results are provisional until the conclusion of any judicial and technical matters.

Brands Hatch GP: 2.4332 miles

Race Distance: 10 Laps / 24.33 miles

Start: 15:50 Flag 16:08 End: 16:15

Clerk Of Course : Ian Denyer

Stewards :

Timekeeper : Sarah Evans

Results can be found at [www.tsl-timing.com](http://www.tsl-timing.com)

Printed - 16:18 Sunday, 30 May 2021



# Masters Pre-66 Mini

## RACE 8 - LAP CHART

LAP 1 @ 15:51:55.974			LAP 2 @ 15:53:46.593			LAP 3 @ 15:55:37.777			LAP 4 @ 15:57:28.556			LAP 5 @ 15:59:19.387		
NO	BEHIND	LAP TIME	NO	BEHIND	LAP TIME	NO	BEHIND	LAP TIME	NO	BEHIND	LAP TIME	NO	BEHIND	LAP TIME
<b>46</b>		1:54.691	<b>46</b>		1:50.619	<b>46</b>		1:51.184	<b>46</b>		1:50.779	<b>46</b>		1:50.831
<b>55</b>	1.329	1:56.020	<b>55</b>	2.684	1:51.974	<b>55</b>	2.242	1:50.742	<b>54</b>	1 Lap	3:18.437 P	<b>55</b>	1.935	1:50.715
<b>67</b>	2.243	1:56.934	<b>155</b>	4.846	1:52.712	<b>155</b>	4.147	1:50.485	<b>55</b>	2.051	1:50.588	<b>155</b>	2.842	1:50.114
<b>100</b>	2.530	1:57.221	<b>67</b>	4.994	1:53.370	<b>67</b>	5.464	1:51.654	<b>155</b>	3.559	1:50.191	<b>67</b>	8.006	1:51.981
<b>155</b>	2.753	1:57.444	<b>100</b>	5.209	1:53.298	<b>100</b>	5.638	1:51.613	<b>67</b>	6.856	1:52.171	<b>100</b>	8.415	1:52.006
<b>88</b>	2.930	1:57.621	<b>21</b>	5.652	1:52.619	<b>21</b>	5.899	1:51.431	<b>100</b>	7.240	1:52.381	<b>88</b>	8.425	1:51.860
<b>21</b>	3.652	1:58.343	<b>88</b>	5.718	1:53.407	<b>88</b>	6.127	1:51.593	<b>88</b>	7.396	1:52.048	<b>21</b>	10.990	1:53.916
<b>33</b>	4.133	1:58.824	<b>33</b>	6.947	1:53.433	<b>33</b>	8.382	1:52.619	<b>21</b>	7.905	1:52.785	<b>33</b>	12.680	1:53.034
<b>93</b>	5.226	1:59.917	<b>93</b>	8.842	1:54.235	<b>93</b>	11.707	1:54.049	<b>33</b>	10.477	1:52.874	<b>306</b>	18.454	1:53.862
<b>199</b>	7.375	2:02.066	<b>306</b>	10.102	1:53.157	<b>306</b>	12.040	1:53.122	<b>306</b>	15.423	1:54.162	<b>93</b>	18.773	1:53.701
<b>306</b>	7.564	2:02.255	<b>199</b>	11.484	1:54.728	<b>888</b>	16.184	1:55.625	<b>93</b>	15.903	1:54.975	<b>888</b>	22.114	1:53.631
<b>37</b>	8.142	2:02.833	<b>888</b>	11.743	1:54.073	<b>199</b>	16.251	1:55.951	<b>888</b>	19.314	1:53.909	<b>151</b>	22.587	1:53.947
<b>888</b>	8.289	2:02.980	<b>151</b>	12.124	1:53.552	<b>151</b>	16.364	1:55.424	<b>151</b>	19.471	1:53.886	<b>333</b>	23.203	1:53.816
<b>77</b>	8.845	2:03.536	<b>333</b>	12.888	1:54.488	<b>333</b>	16.689	1:54.985	<b>199</b>	20.046	1:54.574	<b>199</b>	24.297	1:55.082
<b>333</b>	9.019	2:03.710	<b>77</b>	13.733	1:55.507	<b>77</b>	17.282	1:54.733	<b>333</b>	20.218	1:54.308	<b>77</b>	24.600	1:54.610
<b>151</b>	9.191	2:03.882	<b>37</b>	15.078	1:57.555	<b>37</b>	19.505	1:55.611	<b>77</b>	20.821	1:54.318	<b>37</b>	27.723	1:56.063
<b>54</b>	13.003	2:07.694	<b>54</b>	24.226	2:01.842	<b>44</b>	37.228	2:03.899	<b>37</b>	22.491	1:53.765	<b>44</b>	57.011	2:00.419
<b>44</b>	13.855	2:08.546	<b>44</b>	24.513	2:01.277				<b>44</b>	47.423	2:00.974	<b>54</b>	1 Lap	3:12.494 P

Weather / Track : Sunny / Dry

Results can be found at [www.tsl-timing.com](http://www.tsl-timing.com)

Page 1 of 2

Brands Hatch GP  
 Circuit Length = 2.4332 miles  
 Start: 15:50 Flag 16:08 End: 16:15

Printed - 16:20 Sunday, 30 May 2021

# Masters Pre-66 Mini

## RACE 8 - LAP CHART

LAP 6 @ 16:01:10.230			LAP 7 @ 16:03:00.898			LAP 8 @ 16:04:52.369			LAP 9 @ 16:06:42.880			LAP 10 @ 16:08:34.944		
NO	BEHIND	LAP TIME	NO	BEHIND	LAP TIME	NO	BEHIND	LAP TIME	NO	BEHIND	LAP TIME	NO	BEHIND	LAP TIME
<b>46</b>		1:50.843	<b>46</b>		1:50.668	<b>46</b>		1:51.471	<b>46</b>		1:50.511	<b>46</b>		1:52.064
<b>55</b>	2.335	1:51.243	<b>155</b>	2.178	1:50.378	<b>155</b>	0.976	1:50.269	<b>155</b>	0.238	1:49.773	<b>155</b>	0.162	1:51.988
<b>155</b>	2.468	1:50.469	<b>55</b>	3.102	1:51.435	<b>55</b>	2.492	1:50.861	<b>55</b>	2.741	1:50.760	<b>55</b>	1.826	1:51.149
<b>67</b>	8.431	1:51.268	<b>67</b>	9.498	1:51.735	<b>67</b>	9.638	1:51.611	<b>88</b>	11.882	1:51.875	<b>88</b>	12.457	1:52.639
<b>100</b>	8.657	1:51.085	<b>88</b>	10.133	1:51.962	<b>88</b>	10.518	1:51.856	<b>21</b>	16.675	1:52.080	<b>21</b>	16.408	1:51.797
<b>88</b>	8.839	1:51.257	<b>21</b>	14.010	1:52.227	<b>21</b>	15.106	1:52.567	<b>67</b>	17.442	1:58.315	<b>67</b>	20.021	1:54.643
<b>21</b>	12.451	1:52.304	<b>33</b>	16.979	1:53.201	<b>33</b>	18.917	1:53.409	<b>33</b>	21.609	1:53.203	<b>33</b>	22.385	1:52.840
<b>33</b>	14.446	1:52.609	<b>54</b>	2 Laps	2:36.326 P	<b>306</b>	25.551	1:53.157	<b>306</b>	29.160	1:54.120	<b>306</b>	30.993	1:53.897
<b>306</b>	21.147	1:53.536	<b>306</b>	23.865	1:53.386	<b>93</b>	25.901	1:53.356	<b>93</b>	29.361	1:53.971	<b>93</b>	31.263	1:53.966
<b>93</b>	21.461	1:53.531	<b>93</b>	24.016	1:53.223	<b>888</b>	29.785	1:53.284	<b>888</b>	33.628	1:54.354	<b>888</b>	34.263	1:52.699
<b>888</b>	24.723	1:53.452	<b>888</b>	27.972	1:53.917	<b>333</b>	30.071	1:52.679	<b>333</b>	33.941	1:54.381	<b>333</b>	35.123	1:53.246
<b>333</b>	24.969	1:52.609	<b>333</b>	28.863	1:54.562	<b>199</b>	32.895	1:53.812	<b>199</b>	35.607	1:53.223	<b>199</b>	36.743	1:53.200
<b>199</b>	27.184	1:53.730	<b>199</b>	30.554	1:54.038	<b>77</b>	33.244	1:53.799	<b>77</b>	36.154	1:53.421	<b>77</b>	37.210	1:53.120
<b>77</b>	27.393	1:53.636	<b>77</b>	30.916	1:54.191	<b>37</b>	36.798	1:53.383	<b>37</b>	39.673	1:53.386	<b>37</b>	41.310	1:53.701
<b>37</b>	31.117	1:54.237	<b>37</b>	34.886	1:54.437	<b>44</b>	1:25.394	2:00.596	<b>44</b>	1:35.412	2:00.529	<b>44</b>	1:42.980	1:59.632
<b>44</b>	1:06.229	2:00.061	<b>44</b>	1:16.269	2:00.708									

Weather / Track : Sunny / Dry

Results can be found at [www.tsl-timing.com](http://www.tsl-timing.com)

Page 2 of 2

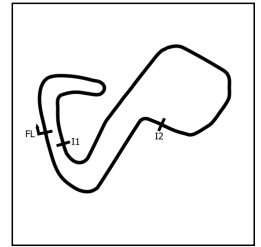
Brands Hatch GP  
 Circuit Length = 2.4332 miles  
 Start: 15:50 Flag 16:08 End: 16:15

Printed - 16:20 Sunday, 30 May 2021



# Masters Pre-66 Mini

## RACE 8 - SECTOR ANALYSIS



SECTOR 1 = FL to I1, SECTOR 2 = I1 to I2, SECTOR 3 = I2 to FL, DIFF = Difference To Personal Best Lap, P = Crossed Finish Line in Pit Lane, D = Time Disallowed

P1 46 THD Ian CURLEY		Austin Mini Cooper S					
IDEAL LAP TIME : 1:50.073		BEST LAP TIME : 1:50.511		DIFFERENCE : 0.438			
LAP	SECTOR 1	SECTOR 2	SECTOR 3	LAP TIME	MPH	DIFF	TIME OF DAY
1 -		49.562	26.704	1:54.691	76.37	4.180	15:51:55.974
2 -	34.454	49.416	26.749	1:50.619 (2)	79.18	0.108	15:53:46.593
3 -	34.766	49.631	26.787	1:51.184	78.78	0.673	15:55:37.777
4 -	34.526	49.604	<b>26.649</b>	1:50.779	79.07	0.268	15:57:28.556
5 -	<b>34.359</b>	49.726	26.746	1:50.831	79.03	0.320	15:59:19.387
6 -	34.655	49.340	26.848	1:50.843	79.02	0.332	16:01:10.230
7 -	34.664	49.288	26.716	1:50.668 (3)	79.15	0.157	16:03:00.898
8 -	34.639	49.614	27.218	1:51.471	78.58	0.960	16:04:52.369
9 -	34.556	<b>49.065</b>	26.890	<b>1:50.511 (1)</b>	<b>79.26</b>		<b>16:06:42.880</b>
10 -	35.058	50.194	26.812	1:52.064	78.16	1.553	16:08:34.944

P2 155 THD Nathan HEATHCOTE		Morris Mini Cooper S					
IDEAL LAP TIME : 1:49.584		BEST LAP TIME : 1:49.773		DIFFERENCE : 0.189			
LAP	SECTOR 1	SECTOR 2	SECTOR 3	LAP TIME	MPH	DIFF	TIME OF DAY
1 -		50.561	27.153	1:57.444	74.58	7.671	15:51:58.727
2 -	35.354	49.963	27.395	1:52.712	77.71	2.939	15:53:51.439
3 -	<b>34.281</b>	49.385	26.819	1:50.485	79.28	0.712	15:55:41.924
4 -	34.370	49.213	26.608	1:50.191 (3)	79.49	0.418	15:57:32.115
5 -	34.424	49.063	26.627	1:50.114 (2)	79.55	0.341	15:59:22.229
6 -	34.456	49.415	26.598	1:50.469	79.29	0.696	16:01:12.698
7 -	34.681	48.976	26.721	1:50.378	79.36	0.605	16:03:03.076
8 -	34.283	49.219	26.767	1:50.269	79.44	0.496	16:04:53.345
9 -	34.470	<b>48.766</b>	<b>26.537</b>	<b>1:49.773 (1)</b>	<b>79.79</b>		<b>16:06:43.118</b>
10 -	34.964	50.297	26.727	1:51.988	78.22	2.215	16:08:35.106

P3 55 THD Jeff SMITH		Austin Mini Cooper S					
IDEAL LAP TIME : 1:50.343		BEST LAP TIME : 1:50.588		DIFFERENCE : 0.245			
LAP	SECTOR 1	SECTOR 2	SECTOR 3	LAP TIME	MPH	DIFF	TIME OF DAY
1 -		49.977	26.868	1:56.020	75.50	5.432	15:51:57.303
2 -	34.690	49.380	27.904	1:51.974	78.23	1.386	15:53:49.277
3 -	34.673	49.232	26.837	1:50.742 (3)	79.10	0.154	15:55:40.019
4 -	34.750	49.084	26.754	<b>1:50.588 (1)</b>	<b>79.21</b>		<b>15:57:30.607</b>
5 -	34.737	49.276	<b>26.702</b>	1:50.715 (2)	79.12	0.127	15:59:21.322
6 -	34.602	49.906	26.735	1:51.243	78.74	0.655	16:01:12.565
7 -	35.063	49.554	26.818	1:51.435	78.60	0.847	16:03:04.000
8 -	34.782	49.144	26.935	1:50.861	79.01	0.273	16:04:54.861
9 -	<b>34.559</b>	<b>49.082</b>	27.119	1:50.760	79.08	0.172	16:06:45.621
10 -	34.587	49.391	27.171	1:51.149	78.81	0.561	16:08:36.770

P4 88 THD Nick PADDY		Austin Mini Cooper S					
IDEAL LAP TIME : 1:50.730		BEST LAP TIME : 1:51.257		DIFFERENCE : 0.527			
LAP	SECTOR 1	SECTOR 2	SECTOR 3	LAP TIME	MPH	DIFF	TIME OF DAY
1 -		50.701	26.875	1:57.621	74.47	6.364	15:51:58.904
2 -	35.276	51.137	26.994	1:53.407	77.24	2.150	15:53:52.311
3 -	35.098	49.845	26.650	1:51.593 (2)	78.49	0.336	15:55:43.904
4 -	<b>35.094</b>	50.245	26.709	1:52.048	78.17	0.791	15:57:35.952
5 -	35.664	49.340	26.856	1:51.860	78.31	0.603	15:59:27.812
6 -	35.621	<b>49.145</b>	<b>26.491</b>	<b>1:51.257 (1)</b>	<b>78.73</b>		<b>16:01:19.069</b>
7 -	35.288	50.016	26.658	1:51.962	78.23	0.705	16:03:11.031
8 -	35.179	49.954	26.723	1:51.856 (3)	78.31	0.599	16:05:02.887
9 -	35.238	49.646	26.991	1:51.875	78.30	0.618	16:06:54.762
10 -	35.264	50.201	27.174	1:52.639	77.76	1.382	16:08:47.401

Weather / Track : Sunny / Dry

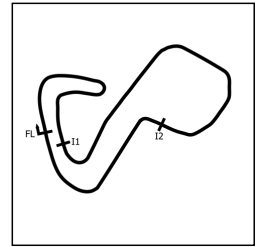
Brands Hatch GP

Circuit Length = 2.4332 miles

Start: 15:50 Flag 16:08 End: 16:15

# Masters Pre-66 Mini

## RACE 8 - SECTOR ANALYSIS



SECTOR 1 = FL to I1, SECTOR 2 = I1 to I2, SECTOR 3 = I2 to FL, DIFF = Difference To Personal Best Lap, P = Crossed Finish Line in Pit Lane, D = Time Disallowed

P5		21 THD		Dave EDGECOMBE		Morris Mini Cooper S	
IDEAL LAP TIME : 1:51.185		BEST LAP TIME : 1:51.431		DIFFERENCE : 0.246			
LAP	SECTOR 1	SECTOR 2	SECTOR 3	LAP TIME	MPH	DIFF	TIME OF DAY
1 -		50.665	27.286	1:58.343	74.02	6.912	15:51:59.626
2 -	35.262	49.947	27.410	1:52.619	77.78	1.188	15:53:52.245
3 -	<b>34.907</b>	49.810	<b>26.714</b>	<b>1:51.431 (1)</b>	<b>78.61</b>		<b>15:55:43.676</b>
4 -	35.171	50.606	27.008	1:52.785	77.66	1.354	15:57:36.461
5 -	35.500	<b>49.564</b>	28.852	1:53.916	76.89	2.485	15:59:30.377
6 -	35.440	49.907	26.957	1:52.304	78.00	0.873	16:01:22.681
7 -	35.283	49.891	27.053	1:52.227	78.05	0.796	16:03:14.908
8 -	35.239	50.178	27.150	1:52.567	77.81	1.136	16:05:07.475
9 -	35.292	49.636	27.152	1:52.080 (3)	78.15	0.649	16:06:59.555
10 -	35.051	49.703	27.043	1:51.797 (2)	78.35	0.366	16:08:51.352

P6		67 THD		Michael CULLEN		Austin Mini Cooper S	
IDEAL LAP TIME : 1:51.237		BEST LAP TIME : 1:51.268		DIFFERENCE : 0.031			
LAP	SECTOR 1	SECTOR 2	SECTOR 3	LAP TIME	MPH	DIFF	TIME OF DAY
1 -		50.550	27.059	1:56.934	74.91	5.666	15:51:58.217
2 -	35.632	50.082	27.656	1:53.370	77.26	2.102	15:53:51.587
3 -	34.943	49.863	<b>26.848</b>	1:51.654 (3)	78.45	0.386	15:55:43.241
4 -	35.237	49.927	27.007	1:52.171	78.09	0.903	15:57:35.412
5 -	35.261	49.816	26.904	1:51.981	78.22	0.713	15:59:27.393
6 -	34.838	<b>49.559</b>	26.871	<b>1:51.268 (1)</b>	<b>78.72</b>		<b>16:01:18.661</b>
7 -	34.981	49.779	26.975	1:51.735	78.39	0.467	16:03:10.396
8 -	<b>34.830</b>	49.633	27.148	1:51.611 (2)	78.48	0.343	16:05:02.007
9 -	34.896	52.665	30.754	1:58.315	74.03	7.047	16:07:00.322
10 -	35.545	49.811	29.287	1:54.643	76.40	3.375	16:08:54.965

P7		33 THD		PAGE J / PAGE M		Morris Mini Cooper S	
IDEAL LAP TIME : 1:52.456		BEST LAP TIME : 1:52.609		DIFFERENCE : 0.153			
LAP	SECTOR 1	SECTOR 2	SECTOR 3	LAP TIME	MPH	DIFF	TIME OF DAY
1 -		50.787	<b>27.206</b>	1:58.824	73.72	6.215	15:52:00.107
2 -	<b>35.061</b>	50.972	27.400	1:53.433	77.22	0.824	15:53:53.540
3 -	35.139	<b>50.189</b>	27.291	1:52.619 (2)	77.78	0.010	15:55:46.159
4 -	35.194	50.454	27.226	1:52.874	77.60	0.265	15:57:39.033
5 -	35.206	50.488	27.340	1:53.034	77.49	0.425	15:59:32.067
6 -	35.116	50.284	27.209	<b>1:52.609 (1)</b>	<b>77.78</b>		<b>16:01:24.676</b>
7 -	35.094	50.767	27.340	1:53.201	77.38	0.592	16:03:17.877
8 -	35.306	50.713	27.390	1:53.409	77.24	0.800	16:05:11.286
9 -	35.304	50.541	27.358	1:53.203	77.38	0.594	16:07:04.489
10 -	35.131	50.488	27.221	1:52.840 (3)	77.63	0.231	16:08:57.329

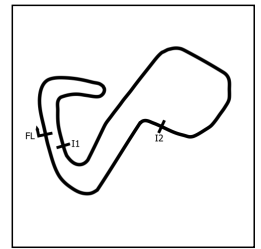
P8		306 THD		Jo POLLEY		Austin Mini Cooper S	
IDEAL LAP TIME : 1:52.519		BEST LAP TIME : 1:53.122		DIFFERENCE : 0.603			
LAP	SECTOR 1	SECTOR 2	SECTOR 3	LAP TIME	MPH	DIFF	TIME OF DAY
1 -		52.572	27.828	2:02.255	71.65	9.133	15:52:03.538
2 -	35.530	<b>50.378</b>	27.249	1:53.157 (2)	77.41	0.035	15:53:56.695
3 -	<b>34.945</b>	50.905	27.272	<b>1:53.122 (1)</b>	<b>77.43</b>		<b>15:55:49.817</b>
4 -	35.300	51.666	<b>27.196</b>	1:54.162	76.73	1.040	15:57:43.979
5 -	35.416	50.828	27.618	1:53.862	76.93	0.740	15:59:37.841
6 -	35.172	51.096	27.268	1:53.536	77.15	0.414	16:01:31.377
7 -	35.366	50.784	27.236	1:53.386	77.25	0.264	16:03:24.763
8 -	35.188	50.610	27.359	1:53.157 (2)	77.41	0.035	16:05:17.920
9 -	35.296	51.309	27.515	1:54.120	76.75	0.998	16:07:12.040
10 -	35.493	50.989	27.415	1:53.897	76.91	0.775	16:09:05.937

Weather / Track : Sunny / Dry

Brands Hatch GP  
Circuit Length = 2.4332 miles  
Start: 15:50 Flag 16:08 End: 16:15

# Masters Pre-66 Mini

## RACE 8 - SECTOR ANALYSIS



SECTOR 1 = FL to I1, SECTOR 2 = I1 to I2, SECTOR 3 = I2 to FL, DIFF = Difference To Personal Best Lap, P = Crossed Finish Line in Pit Lane, D = Time Disallowed

P9 93 THD Tom WESTLEY		Austin Mini Cooper S					
IDEAL LAP TIME : 1:52.869		BEST LAP TIME : 1:53.223		DIFFERENCE : 0.354			
LAP	SECTOR 1	SECTOR 2	SECTOR 3	LAP TIME	MPH	DIFF	TIME OF DAY
1 -		51.300	27.388	1:59.917	73.04	6.694	15:52:01.200
2 -	35.720	51.063	27.452	1:54.235	76.68	1.012	15:53:55.435
3 -	35.652	50.862	27.535	1:54.049	76.80	0.826	15:55:49.484
4 -	35.526	52.172	27.277	1:54.975	76.18	1.752	15:57:44.459
5 -	35.573	50.711	27.417	1:53.701	77.04	0.478	15:59:38.160
6 -	35.458	50.838	27.235	1:53.531 (3)	77.15	0.308	16:01:31.691
7 -	35.414	50.707	<b>27.102</b>	<b>1:53.223 (1)</b>	<b>77.36</b>		<b>16:03:24.914</b>
8 -	35.542	<b>50.454</b>	27.360	1:53.356 (2)	77.27	0.133	16:05:18.270
9 -	<b>35.313</b>	51.201	27.457	1:53.971	76.86	0.748	16:07:12.241
10 -	35.612	50.963	27.391	1:53.966	76.86	0.743	16:09:06.207

P10 888 THD Daniel WHEELER		Austin Mini Cooper S					
IDEAL LAP TIME : 1:52.660		BEST LAP TIME : 1:52.699		DIFFERENCE : 0.039			
LAP	SECTOR 1	SECTOR 2	SECTOR 3	LAP TIME	MPH	DIFF	TIME OF DAY
1 -		52.333	27.706	2:02.980	71.22	10.281	15:52:04.263
2 -	35.724	51.231	<b>27.118</b>	1:54.073	76.79	1.374	15:53:58.336
3 -	35.586	52.720	27.319	1:55.625	75.76	2.926	15:55:53.961
4 -	35.096	51.338	27.475	1:53.909	76.90	1.210	15:57:47.870
5 -	35.147	51.123	27.361	1:53.631	77.09	0.932	15:59:41.501
6 -	35.008	51.064	27.380	1:53.452 (3)	77.21	0.753	16:01:34.953
7 -	35.228	51.397	27.292	1:53.917	76.89	1.218	16:03:28.870
8 -	35.091	51.010	27.183	1:53.284 (2)	77.32	0.585	16:05:22.154
9 -	35.237	51.649	27.468	1:54.354	76.60	1.655	16:07:16.508
10 -	<b>34.799</b>	<b>50.743</b>	27.157	<b>1:52.699 (1)</b>	<b>77.72</b>		<b>16:09:09.207</b>

P11 333 THD Giles PAGE		Morris Mini Cooper S					
IDEAL LAP TIME : 1:52.345		BEST LAP TIME : 1:52.609		DIFFERENCE : 0.264			
LAP	SECTOR 1	SECTOR 2	SECTOR 3	LAP TIME	MPH	DIFF	TIME OF DAY
1 -		53.161	27.546	2:03.710	70.80	11.101	15:52:04.993
2 -	36.596	50.742	27.150	1:54.488	76.51	1.879	15:53:59.481
3 -	35.447	52.244	27.294	1:54.985	76.18	2.376	15:55:54.466
4 -	35.950	51.176	27.182	1:54.308	76.63	1.699	15:57:48.774
5 -	35.659	51.152	27.005	1:53.816	76.96	1.207	15:59:42.590
6 -	35.189	<b>50.415</b>	27.005	<b>1:52.609 (1)</b>	<b>77.78</b>		<b>16:01:35.199</b>
7 -	35.450	51.864	27.248	1:54.562	76.46	1.953	16:03:29.761
8 -	<b>35.001</b>	50.749	<b>26.929</b>	1:52.679 (2)	77.74	0.070	16:05:22.440
9 -	35.579	51.602	27.200	1:54.381	76.58	1.772	16:07:16.821
10 -	35.073	50.926	27.247	1:53.246 (3)	77.35	0.637	16:09:10.067

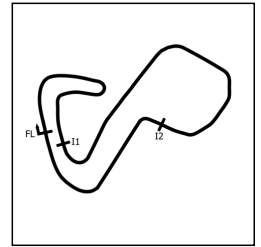
P12 199 THD Kevin O'CONNOR		Morris Mini Cooper S					
IDEAL LAP TIME : 1:53.015		BEST LAP TIME : 1:53.200		DIFFERENCE : 0.185			
LAP	SECTOR 1	SECTOR 2	SECTOR 3	LAP TIME	MPH	DIFF	TIME OF DAY
1 -			27.821	2:02.066	71.76	8.866	15:52:03.349
2 -	36.233	51.017	27.478	1:54.728	76.35	1.528	15:53:58.077
3 -	35.819	52.350	27.782	1:55.951	75.54	2.751	15:55:54.028
4 -	35.984	50.893	27.697	1:54.574	76.45	1.374	15:57:48.602
5 -	35.331	52.346	27.405	1:55.082	76.11	1.882	15:59:43.684
6 -	35.536	50.835	<b>27.359</b>	1:53.730 (3)	77.02	0.530	16:01:37.414
7 -	35.463	51.183	27.392	1:54.038	76.81	0.838	16:03:31.452
8 -	35.606	50.623	27.583	1:53.812	76.96	0.612	16:05:25.264
9 -	35.498	<b>50.364</b>	27.361	1:53.223 (2)	77.36	0.023	16:07:18.487
10 -	<b>35.292</b>	50.502	27.406	<b>1:53.200 (1)</b>	<b>77.38</b>		<b>16:09:11.687</b>

Weather / Track : Sunny / Dry

Brands Hatch GP  
Circuit Length = 2.4332 miles  
Start: 15:50 Flag 16:08 End: 16:15

# Masters Pre-66 Mini

## RACE 8 - SECTOR ANALYSIS



SECTOR 1 = FL to I1, SECTOR 2 = I1 to I2, SECTOR 3 = I2 to FL, DIFF = Difference To Personal Best Lap, P = Crossed Finish Line in Pit Lane, D = Time Disallowed

P13 77 THD Mark BURNETT		Austin Mini Countryman					
IDEAL LAP TIME : 1:53.065		BEST LAP TIME : 1:53.120		DIFFERENCE : 0.055			
LAP	SECTOR 1	SECTOR 2	SECTOR 3	LAP TIME	MPH	DIFF	TIME OF DAY
1 -		52.860	27.835	2:03.536	70.90	10.416	15:52:04.819
2 -	36.605	51.618	27.284	1:55.507	75.83	2.387	15:54:00.326
3 -	35.738	51.473	27.522	1:54.733	76.34	1.613	15:55:55.059
4 -	35.788	51.178	27.352	1:54.318	76.62	1.198	15:57:49.377
5 -	35.591	51.949	<b>27.070</b>	1:54.610	76.43	1.490	15:59:43.987
6 -	35.789	50.746	27.101	1:53.636 (3)	77.08	0.516	16:01:37.623
7 -	35.730	51.326	27.135	1:54.191	76.71	1.071	16:03:31.814
8 -	35.846	50.671	27.282	1:53.799	76.97	0.679	16:05:25.613
9 -	35.501	<b>50.650</b>	27.270	1:53.421 (2)	77.23	0.301	16:07:19.034
10 -	<b>35.345</b>	50.670	27.105	<b>1:53.120 (1)</b>	<b>77.43</b>		<b>16:09:12.154</b>

P14 37 THD Charles COOPER		Morris Mini Cooper S					
IDEAL LAP TIME : 1:53.041		BEST LAP TIME : 1:53.383		DIFFERENCE : 0.342			
LAP	SECTOR 1	SECTOR 2	SECTOR 3	LAP TIME	MPH	DIFF	TIME OF DAY
1 -		52.280	28.037	2:02.833	71.31	9.450	15:52:04.116
2 -	36.460	53.477	27.618	1:57.555	74.51	4.172	15:54:01.671
3 -	35.849	51.420	28.342	1:55.611	75.76	2.228	15:55:57.282
4 -	35.812	50.474	27.479	1:53.765	76.99	0.382	15:57:51.047
5 -	36.184	51.313	28.566	1:56.063	75.47	2.680	15:59:47.110
6 -	35.770	50.748	27.719	1:54.237	76.68	0.854	16:01:41.347
7 -	35.686	51.389	<b>27.362</b>	1:54.437	76.54	1.054	16:03:35.784
8 -	<b>35.330</b>	50.500	27.553	<b>1:53.383 (1)</b>	<b>77.25</b>		<b>16:05:29.167</b>
9 -	35.516	<b>50.349</b>	27.521	1:53.386 (2)	77.25	0.003	16:07:22.553
10 -	35.338	50.820	27.543	1:53.701 (3)	77.04	0.318	16:09:16.254

P15 44 THD HALL P / OSBORNE N		Austin Mini Cooper S					
IDEAL LAP TIME : 1:59.176		BEST LAP TIME : 1:59.632		DIFFERENCE : 0.456			
LAP	SECTOR 1	SECTOR 2	SECTOR 3	LAP TIME	MPH	DIFF	TIME OF DAY
1 -		54.735	28.108	2:08.546	68.14	8.914	15:52:09.829
2 -	37.786	55.219	28.272	2:01.277	72.23	1.645	15:54:11.106
3 -	38.747	55.839	29.313	2:03.899	70.70	4.267	15:56:15.005
4 -	37.691	55.015	28.268	2:00.974	72.41	1.342	15:58:15.979
5 -	37.413	54.613	28.393	2:00.419 (3)	72.74	0.787	16:00:16.398
6 -	<b>37.115</b>	54.547	28.399	2:00.061 (2)	72.96	0.429	16:02:16.459
7 -	37.591	54.988	28.129	2:00.708	72.57	1.076	16:04:17.167
8 -	37.830	54.373	28.393	2:00.596	72.63	0.964	16:06:17.763
9 -	37.543	54.823	28.163	2:00.529	72.67	0.897	16:08:18.292
10 -	37.571	<b>53.980</b>	<b>28.081</b>	<b>1:59.632 (1)</b>	<b>73.22</b>		<b>16:10:17.924</b>

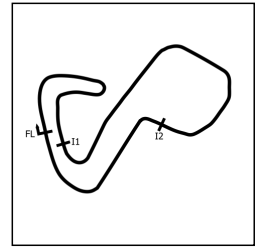
P16 100 THD Ollie STREEK		Austin Mini Cooper S					
IDEAL LAP TIME : 1:50.626		BEST LAP TIME : 1:51.085		DIFFERENCE : 0.459			
LAP	SECTOR 1	SECTOR 2	SECTOR 3	LAP TIME	MPH	DIFF	TIME OF DAY
1 -		50.666	27.094	1:57.221	74.72	6.136	15:51:58.504
2 -	35.445	50.494	27.359	1:53.298	77.31	2.213	15:53:51.802
3 -	<b>34.832</b>	49.971	26.810	1:51.613 (2)	78.48	0.528	15:55:43.415
4 -	35.188	50.161	27.032	1:52.381	77.94	1.296	15:57:35.796
5 -	35.428	49.465	27.113	1:52.006 (3)	78.20	0.921	15:59:27.802
6 -	35.291	<b>49.053</b>	<b>26.741</b>	<b>1:51.085 (1)</b>	<b>78.85</b>		<b>16:01:18.887</b>

Weather / Track : Sunny / Dry

Brands Hatch GP  
 Circuit Length = 2.4332 miles  
 Start: 15:50 Flag 16:08 End: 16:15

# Masters Pre-66 Mini

## RACE 8 - SECTOR ANALYSIS



SECTOR 1 = FL to I1, SECTOR 2 = I1 to I2, SECTOR 3 = I2 to FL, DIFF = Difference To Personal Best Lap, P = Crossed Finish Line in Pit Lane, D = Time Disallowed

<b>P17 151 THD Elliot STAFFORD</b>		<b>Austin Mini Cooper S</b>					
IDEAL LAP TIME : 1:52.839		BEST LAP TIME : 1:53.552		DIFFERENCE : 0.713			
LAP	SECTOR 1	SECTOR 2	SECTOR 3	LAP TIME	MPH	DIFF	TIME OF DAY
1 -		53.368	27.363	2:03.882	70.71	10.330	15:52:05.165
2 -	35.928	<b>50.361</b>	<b>27.263</b>	<b>1:53.552 (1)</b>	<b>77.14</b>		<b>15:53:58.717</b>
3 -	35.515	52.581	27.328	1:55.424	75.89	1.872	15:55:54.141
4 -	<b>35.215</b>	51.203	27.468	1:53.886 (2)	76.91	0.334	15:57:48.027
5 -	35.459	50.995	27.493	1:53.947 (3)	76.87	0.395	15:59:41.974

<b>P18 54 THD NAIRN B / NAIRN C</b>		<b>Morris Mini Cooper S</b>					
IDEAL LAP TIME : 2:01.285		BEST LAP TIME : 2:01.842		DIFFERENCE : 0.557			
LAP	SECTOR 1	SECTOR 2	SECTOR 3	LAP TIME	MPH	DIFF	TIME OF DAY
1 -	OUTLAP	<b>54.359</b>	29.255	2:07.694	68.60	5.852	15:52:08.977
2 -	<b>37.711</b>	54.916	<b>29.215</b>	<b>2:01.842 (1)</b>	<b>71.89</b>		<b>15:54:10.819</b>
3 -	38.312	55.644	IN PIT	3:18.437 P	44.14	1:16.595	15:57:29.256
4 -	OUTLAP	55.895	IN PIT	3:12.494 P	45.50	1:10.652	16:00:41.750
5 -	OUTLAP	55.633	IN PIT	2:36.326 P	56.03	34.484	16:03:18.076

# Masters Pre-66 Mini

## RACE 8 - BEST SECTORS

SECTOR 1			SECTOR 2			SECTOR 3			IDEAL / BEST COMPARISON						
POS	NO	NAME	TIME	NO	NAME	TIME	NO	NAME	TIME	POS	NO	NAME	IDEAL	BEST	DIFF
													<b>PERFECT LAP</b>	<b>1:49.538</b>	
1	155	HEATHCOTE	34.281	155	HEATHCOTE	48.766	88	PADDY	26.491	1	155	HEATHCOTE	1:49.584	1:49.773	0.189
2	46	CURLEY	34.359	100	STREEK	49.053	155	HEATHCOTE	26.537	2	46	CURLEY	1:50.073	1:50.511	0.438
3	55	SMITH	34.559	46	CURLEY	49.065	46	CURLEY	26.649	3	55	SMITH	1:50.343	1:50.588	0.245
4	888	WHEELER	34.799	55	SMITH	49.082	55	SMITH	26.702	4	100	STREEK	1:50.626	1:51.085	0.459
5	67	CULLEN	34.830	88	PADDY	49.145	21	EDGECOMBE	26.714	5	88	PADDY	1:50.730	1:51.257	0.527
6	100	STREEK	34.832	67	CULLEN	49.559	100	STREEK	26.741	6	21	EDGECOMBE	1:51.185	1:51.431	0.246
7	21	EDGECOMBE	34.907	21	EDGECOMBE	49.564	67	CULLEN	26.848	7	67	CULLEN	1:51.237	1:51.268	0.031
8	306	POLLEY	34.945	33	PAGE J / PAGE M	50.189	333	PAGE	26.929	8	333	PAGE	1:52.345	1:52.609	0.264
9	333	PAGE	35.001	37	COOPER	50.349	77	BURNETT	27.070	9	33	PAGE J / PAGE M	1:52.456	1:52.609	0.153
10	33	PAGE J / PAGE M	35.061	151	STAFFORD	50.361	93	WESTLEY	27.102	10	306	POLLEY	1:52.519	1:53.122	0.603
11	88	PADDY	35.094	199	O'CONNOR	50.364	888	WHEELER	27.118	11	888	WHEELER	1:52.660	1:52.699	0.039
12	151	STAFFORD	35.215	306	POLLEY	50.378	306	POLLEY	27.196	12	151	STAFFORD	1:52.839	1:53.552	0.713
13	199	O'CONNOR	35.292	333	PAGE	50.415	33	PAGE J / PAGE M	27.206	13	93	WESTLEY	1:52.869	1:53.223	0.354
14	93	WESTLEY	35.313	93	WESTLEY	50.454	151	STAFFORD	27.263	14	199	O'CONNOR	1:53.015	1:53.200	0.185
15	37	COOPER	35.330	77	BURNETT	50.650	199	O'CONNOR	27.359	15	37	COOPER	1:53.041	1:53.383	0.342
16	77	BURNETT	35.345	888	WHEELER	50.743	37	COOPER	27.362	16	77	BURNETT	1:53.065	1:53.120	0.055
17	44	HALL P / OSBORNE	37.115	44	HALL P / OSBORNE	53.980	44	HALL P / OSBORNE	28.081	17	44	HALL P / OSBORNE	1:59.176	1:59.632	0.456
18	54	NAIRN B / NAIRN C	37.711	54	NAIRN B / NAIRN C	54.359	54	NAIRN B / NAIRN C	29.215	18	54	NAIRN B / NAIRN C	2:01.285	2:01.842	0.557

Weather / Track : Sunny / Dry

Results can be found at [www.tsl-timing.com](http://www.tsl-timing.com)

Brands Hatch GP

Circuit Length = 2.4332 miles

Start: 15:50 Flag 16:08 End: 16:15

Printed - 16:20 Sunday, 30 May 2021

# Masters Pre-66 Mini

## RACE 8 - STATISTICS

**Competitors Started** 18  
**Planned Start** 2021-05-30 @ 15:50:00.000  
**Actual Start** 2021-05-30 @ 15:50:01.282  
**Finish Time** 2021-05-30 @ 16:08:18.293  
**Track Length** 2.4332mi.  
**Total Laps** 166  
**Total Distance Covered** 403.9260mi.

### Session Fastest Lap History

NO	NAME	LAP TIME	TIME OF DAY	LAP	VEHICLE
46	Ian CURLEY	<b>1:54.691</b>	15:51:55.983	1	Austin Mini Cooper S
46	Ian CURLEY	<b>1:50.619</b>	15:53:46.602	2	Austin Mini Cooper S
155	Nathan HEATHCOTE	<b>1:50.485</b>	15:55:41.931	3	Morris Mini Cooper S
155	Nathan HEATHCOTE	<b>1:50.191</b>	15:57:32.121	4	Morris Mini Cooper S
155	Nathan HEATHCOTE	<b>1:50.114</b>	15:59:22.234	5	Morris Mini Cooper S
155	Nathan HEATHCOTE	<b>1:49.773</b>	16:06:43.124	9	Morris Mini Cooper S

### Session Leader History

NO	NAME	FROM LAP	LAPS LED	DISTANCE	VEHICLE
46	Ian CURLEY	1	10	24.33 miles	Austin Mini Cooper S

### Flag History

TYPE	TIME OF DAY
GREEN	15:50:01.282
FINISH	16:08:18.293

### Flag Statistics

TYPE	COUNT	TOTAL LAPS	TOTAL TIME
Green	1	10	25:32.536
Red	0	0	0.000
Safety Car	0	0	0.000
FCY	0	0	0.000

Weather / Track : Sunny / Dry


Results can be found at [www.tsl-timing.com](http://www.tsl-timing.com)

Brands Hatch GP  
Circuit Length = 2.4332 miles  
Start: 15:50 Flag 16:08 End: 16:15

Printed - 16:20 Sunday, 30 May 2021

## Masters Pre-66 Mini

### RACE 11 - GRID (20 minutes)

ROW 9	17	151	Elliot STAFFORD	18	54	NAIRN B / NAIRN C
ROW 8	15	44	HALL P / OSBORNE N	16	100	Ollie STREEK
ROW 7	13	77	Mark BURNETT	14	37	Charles COOPER
ROW 6	11	333	Giles PAGE	12	199	Kevin O'CONNOR
ROW 5	9	93	Tom WESTLEY	10	888	Daniel WHEELER
ROW 4	7	33	PAGE J / PAGE M	8	306	Jo POLLEY
ROW 3	5	21	Dave EDGECOMBE	6	67	Michael CULLEN
ROW 2	3	55	Jeff SMITH	4	88	Nick PADDY
ROW 1	1	46	Ian CURLEY	2	155	Nathan HEATHCOTE
<b>Pole</b>						
						

These results are provisional until the conclusion of any judicial and technical matters.

Brands Hatch GP  
Circuit Length = 2.4332 miles

Clerk Of Course : Ian Denyer	Stewards :	Timekeeper : Sarah Evans
------------------------------	------------	--------------------------

Results can be found at [www.tsl-timing.com](http://www.tsl-timing.com)

Printed - 16:24 Sunday, 30 May 2021



## Masters Pre-66 Mini

### RACE 11 - CLASSIFICATION

POS	NO	NAME	ENTRY	LAPS	TIME	GAP	DIFF	MPH	BEST	ON
1	46	Ian CURLEY	Austin Mini Cooper S	8	15:40.485			74.51	<b>1:49.811</b>	4
2	100	Ollie STREEK	Austin Mini Cooper S	8	15:41.242	<b>0.757</b>	0.757	74.45	<b>1:50.399</b>	3
3	33	PAGE J / PAGE M	Morris Mini Cooper S	8	15:42.041	<b>1.556</b>	0.799	74.39	<b>1:51.422</b>	7
4	88	Nick PADDY	Austin Mini Cooper S	8	15:42.732	<b>2.247</b>	0.691	74.33	<b>1:51.207</b>	3
5	306	Jo POLLEY	Austin Mini Cooper S	8	15:43.470	<b>2.985</b>	0.738	74.27	<b>1:51.246</b>	5
6	888	Daniel WHEELER	Austin Mini Cooper S	8	15:44.146	<b>3.661</b>	0.676	74.22	<b>1:51.693</b>	4
7	67	Michael CULLEN	Austin Mini Cooper S	8	15:45.254	<b>4.769</b>	1.108	74.13	<b>1:51.447</b>	7
8	93	Tom WESTLEY	Austin Mini Cooper S	8	15:46.101	<b>5.616</b>	0.847	74.07	<b>1:52.525</b>	5
9	199	Kevin O'CONNOR	Morris Mini Cooper S	8	15:46.644	<b>6.159</b>	0.543	74.02	<b>1:52.486</b>	5
10	77	Mark BURNETT	Austin Mini Countryman	8	15:47.680	<b>7.195</b>	1.036	73.94	<b>1:53.315</b>	5
11	333	Giles PAGE	Morris Mini Cooper S	8	15:48.794	<b>8.309</b>	1.114	73.86	<b>1:53.399</b>	3
12	37	Charles COOPER	Morris Mini Cooper S	8	15:49.343	<b>8.858</b>	0.549	73.81	<b>1:53.335</b>	3
13	44	HALL P / OSBORNE N	Austin Mini Cooper S	8	15:50.250	<b>9.765</b>	0.907	73.74	<b>1:53.069</b>	2
14	21	Dave EDGECOMBE	Morris Mini Cooper S	6	11:17.109	<b>2 Laps</b>	2 Laps	77.62	<b>1:51.542</b>	4

#### NOT CLASSIFIED

NC	155	Nathan HEATHCOTE	Morris Mini Cooper S	5	9:21.112	<b>3 Laps</b>	1 Lap	78.05	<b>1:50.089</b>	3
NC	55	Jeff SMITH	Austin Mini Cooper S	0						
NS	151	Elliot STAFFORD	Austin Mini Cooper S	0						
NS	54	NAIRN B / NAIRN C	Morris Mini Cooper S	0						

#### FASTEST LAP

46	Ian CURLEY	Austin Mini Cooper S	4	1:49.811	79.77 mph	128.38 kph
----	------------	----------------------	---	----------	-----------	------------

Weather / Track : Sunny / Dry

These results are provisional until the conclusion of any judicial and technical matters.

Brands Hatch GP: 2.4332 miles

Race Distance: 8 Laps / 19.46 miles

Start: 18:02 Flag 18:17 End: 18:18

Clerk Of Course : Ian Denyer

Stewards :

Timekeeper : Sarah Evans

**Masters Pre-66 Mini**  
**RACE 11 - LAP CHART**

<b>LAP 1 @ 18:03:54.331</b>			<b>LAP 2 @ 18:05:45.244</b>			<b>LAP 3 @ 18:07:35.333</b>			<b>LAP 4 @ 18:09:25.458</b>			<b>LAP 5 @ 18:11:16.665</b>		
NO	BEHIND	LAP TIME	NO	BEHIND	LAP TIME	NO	BEHIND	LAP TIME	NO	BEHIND	LAP TIME	NO	BEHIND	LAP TIME
<b>46</b>		1:53.999	<b>155</b>		1:50.730	<b>155</b>		1:50.089	<b>155</b>		1:50.125	<b>46</b>		1:51.073
<b>155</b>	0.183	1:54.182	<b>46</b>	0.139	1:51.052	<b>46</b>	0.448	1:50.398	<b>46</b>	0.134	1:49.811	<b>155</b>	4.779	1:55.986
<b>33</b>	2.735	1:56.734	<b>33</b>	3.928	1:52.106	<b>33</b>	5.700	1:51.861	<b>33</b>	7.157	1:51.582	<b>100</b>	8.490	1:51.670
<b>21</b>	3.259	1:57.258	<b>21</b>	4.404	1:52.058	<b>21</b>	6.143	1:51.828	<b>21</b>	7.560	1:51.542	<b>21</b>	8.548	1:52.195
<b>88</b>	3.538	1:57.537	<b>88</b>	5.091	1:52.466	<b>88</b>	6.209	1:51.207	<b>100</b>	8.027	1:51.786	<b>88</b>	9.113	1:52.133
<b>306</b>	4.020	1:58.019	<b>306</b>	5.819	1:52.712	<b>100</b>	6.366	1:50.399	<b>88</b>	8.187	1:52.103	<b>33</b>	9.268	1:53.318
<b>888</b>	4.769	1:58.768	<b>100</b>	6.056	1:52.050	<b>306</b>	7.976	1:52.246	<b>306</b>	9.672	1:51.821	<b>306</b>	9.711	1:51.246
<b>100</b>	4.919	1:58.918	<b>888</b>	6.800	1:52.944	<b>888</b>	9.009	1:52.298	<b>888</b>	10.577	1:51.693	<b>888</b>	11.280	1:51.910
<b>93</b>	5.184	1:59.183	<b>93</b>	7.067	1:52.796	<b>93</b>	9.533	1:52.555	<b>67</b>	13.017	1:52.359	<b>67</b>	13.662	1:51.852
<b>199</b>	5.664	1:59.663	<b>199</b>	7.376	1:52.625	<b>199</b>	9.814	1:52.527	<b>199</b>	13.491	1:53.802	<b>199</b>	14.770	1:52.486
<b>44</b>	6.876	2:00.875	<b>44</b>	9.032	1:53.069	<b>67</b>	10.783	1:51.675	<b>93</b>	13.900	1:54.492	<b>93</b>	15.218	1:52.525
<b>77</b>	7.312	2:01.311	<b>67</b>	9.197	1:51.826	<b>44</b>	12.971	1:54.028	<b>77</b>	17.069	1:53.771	<b>77</b>	19.177	1:53.315
<b>37</b>	7.768	2:01.767	<b>77</b>	10.189	1:53.790	<b>77</b>	13.423	1:53.323	<b>44</b>	17.854	1:55.008	<b>44</b>	20.639	1:53.992
<b>333</b>	8.094	2:02.093	<b>37</b>	10.846	1:53.991	<b>37</b>	14.092	1:53.335	<b>333</b>	18.179	1:53.821	<b>333</b>	20.818	1:53.846
<b>67</b>	8.284	2:02.283	<b>333</b>	11.173	1:53.992	<b>333</b>	14.483	1:53.399	<b>37</b>	18.322	1:54.355	<b>37</b>	21.437	1:54.322

Weather / Track : Sunny / Dry

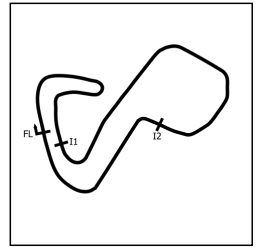
**Masters Pre-66 Mini**  
**RACE 11 - LAP CHART**

LAP 6 @ 18:13:07.562			LAP 7 @ 18:14:58.440			LAP 8 @ 18:17:40.817		
NO	BEHIND	LAP TIME	NO	BEHIND	LAP TIME	NO	BEHIND	LAP TIME
46		1:50.897	46		1:50.878	46		2:42.377
100	8.664	1:51.071	100	9.185	1:51.399	100	0.757	2:33.949
33	9.794	1:51.423	33	10.338	1:51.422	33	1.556	2:33.595
21	9.879	1:52.228	88	11.507	1:52.431	88	2.247	2:33.117
88	9.954	1:51.738	306	12.249	1:52.520	306	2.985	2:33.113
306	10.607	1:51.793	888	13.119	1:51.796	888	3.661	2:32.919
888	12.201	1:51.818	67	14.901	1:51.447	67	4.769	2:32.245
67	14.332	1:51.567	93	20.233	1:53.457	93	5.616	2:27.760
199	16.901	1:53.028	199	24.226	1:58.203	199	6.159	2:24.310
93	17.654	1:53.333	77	25.548	1:54.615	77	7.195	2:24.024
77	21.811	1:53.531	333	27.643	1:54.206	333	8.309	2:23.043
37	23.967	1:53.427	37	27.915	1:54.826	37	8.858	2:23.320
44	24.156	1:54.414	44	28.616	1:55.338	44	9.765	2:23.526
333	24.315	1:54.394						

Weather / Track : Sunny / Dry

# Masters Pre-66 Mini

## RACE 11 - SECTOR ANALYSIS



SECTOR 1 = FL to I1, SECTOR 2 = I1 to I2, SECTOR 3 = I2 to FL, DIFF = Difference To Personal Best Lap, P = Crossed Finish Line in Pit Lane, D = Time Disallowed

P1 46 THD Ian CURLEY		Austin Mini Cooper S					
IDEAL LAP TIME : 1:49.432		BEST LAP TIME : 1:49.811		DIFFERENCE : 0.379			
LAP	SECTOR 1	SECTOR 2	SECTOR 3	LAP TIME	MPH	DIFF	TIME OF DAY
1 -		49.786	26.792	1:53.999	76.84	4.188	18:03:54.331
2 -	35.087	49.615	26.350	1:51.052	78.88	1.241	18:05:45.383
3 -	<b>34.278</b>	49.785	<b>26.335</b>	1:50.398 (2)	79.34	0.587	18:07:35.781
4 -	34.457	<b>48.819</b>	26.535	<b>1:49.811 (1)</b>	<b>79.77</b>		<b>18:09:25.592</b>
5 -	34.862	49.384	26.827	1:51.073	78.86	1.262	18:11:16.665
6 -	34.603	49.356	26.938	1:50.897	78.99	1.086	18:13:07.562
7 -	34.628	49.435	26.815	1:50.878 (3)	79.00	1.067	18:14:58.440
8 -	<b>35.616</b>	<b>1:22.261</b>	44.500	<b>2:42.377</b>	53.94	52.566	<b>18:17:40.817</b>

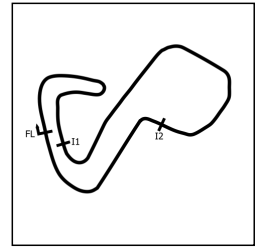
P2 100 THD Ollie STREEK		Austin Mini Cooper S					
IDEAL LAP TIME : 1:50.326		BEST LAP TIME : 1:50.399		DIFFERENCE : 0.073			
LAP	SECTOR 1	SECTOR 2	SECTOR 3	LAP TIME	MPH	DIFF	TIME OF DAY
1 -		50.744	27.219	1:58.918	73.66	8.519	18:03:59.250
2 -	<b>34.609</b>	50.429	27.012	1:52.050	78.17	1.651	18:05:51.300
3 -	34.682	<b>49.105</b>	<b>26.612</b>	<b>1:50.399 (1)</b>	<b>79.34</b>		<b>18:07:41.699</b>
4 -	35.464	49.549	26.773	1:51.786	78.36	1.387	18:09:33.485
5 -	34.767	49.760	27.143	1:51.670	78.44	1.271	18:11:25.155
6 -	34.724	49.250	27.097	1:51.071 (2)	78.86	0.672	18:13:16.226
7 -	35.005	49.393	27.001	1:51.399 (3)	78.63	1.000	18:15:07.625
8 -	<b>36.333</b>	<b>1:13.242</b>	44.374	<b>2:33.949</b>	56.90	43.550	<b>18:17:41.574</b>

P3 33 THD PAGE J / PAGE M		Morris Mini Cooper S					
IDEAL LAP TIME : 1:50.769		BEST LAP TIME : 1:51.422		DIFFERENCE : 0.653			
LAP	SECTOR 1	SECTOR 2	SECTOR 3	LAP TIME	MPH	DIFF	TIME OF DAY
1 -		50.687	27.094	1:56.734	75.04	5.312	18:03:57.066
2 -	35.138	49.931	27.037	1:52.106	78.13	0.684	18:05:49.172
3 -	35.008	49.934	26.919	1:51.861	78.31	0.439	18:07:41.033
4 -	34.814	49.782	26.986	1:51.582 (3)	78.50	0.160	18:09:32.615
5 -	34.972	51.563	<b>26.783</b>	1:53.318	77.30	1.896	18:11:25.933
6 -	<b>34.633</b>	<b>49.353</b>	27.437	1:51.423 (2)	78.61	0.001	18:13:17.356
7 -	35.184	49.380	26.858	<b>1:51.422 (1)</b>	<b>78.61</b>		<b>18:15:08.778</b>
8 -	<b>35.588</b>	<b>1:13.845</b>	44.162	<b>2:33.595</b>	57.03	42.173	<b>18:17:42.373</b>

P4 88 THD Nick PADDY		Austin Mini Cooper S					
IDEAL LAP TIME : 1:50.981		BEST LAP TIME : 1:51.207		DIFFERENCE : 0.226			
LAP	SECTOR 1	SECTOR 2	SECTOR 3	LAP TIME	MPH	DIFF	TIME OF DAY
1 -		52.704	26.656	1:57.537	74.52	6.330	18:03:57.869
2 -	34.996	50.761	26.709	1:52.466	77.88	1.259	18:05:50.335
3 -	<b>34.987</b>	49.482	26.738	<b>1:51.207 (1)</b>	<b>78.77</b>		<b>18:07:41.542</b>
4 -	35.326	50.139	<b>26.638</b>	1:52.103 (3)	78.14	0.896	18:09:33.645
5 -	<b>34.987</b>	50.145	27.001	1:52.133	78.12	0.926	18:11:25.778
6 -	35.087	<b>49.356</b>	27.295	1:51.738 (2)	78.39	0.531	18:13:17.516
7 -	35.281	49.993	27.157	1:52.431	77.91	1.224	18:15:09.947
8 -	<b>35.245</b>	<b>1:14.108</b>	43.764	<b>2:33.117</b>	57.21	41.910	<b>18:17:43.064</b>

# Masters Pre-66 Mini

## RACE 11 - SECTOR ANALYSIS



SECTOR 1 = FL to I1, SECTOR 2 = I1 to I2, SECTOR 3 = I2 to FL, DIFF = Difference To Personal Best Lap, P = Crossed Finish Line in Pit Lane, D = Time Disallowed

P5 306 THD Jo POLLEY		Austin Mini Cooper S					
IDEAL LAP TIME : 1:51.198		BEST LAP TIME : 1:51.246		DIFFERENCE : 0.048			
LAP	SECTOR 1	SECTOR 2	SECTOR 3	LAP TIME	MPH	DIFF	TIME OF DAY
1 -		51.372	26.937	1:58.019	74.22	6.773	18:03:58.351
2 -	35.028	50.632	27.052	1:52.712	77.71	1.466	18:05:51.063
3 -	35.326	49.952	26.968	1:52.246	78.04	1.000	18:07:43.309
4 -	<b>34.738</b>	50.256	26.827	1:51.821 (3)	78.33	0.575	18:09:35.130
5 -	34.786	<b>49.654</b>	<b>26.806</b>	<b>1:51.246 (1)</b>	<b>78.74</b>		<b>18:11:26.376</b>
6 -	35.021	49.708	27.064	1:51.793 (2)	78.35	0.547	18:13:18.169
7 -	35.067	49.969	27.484	1:52.520	77.85	1.274	18:15:10.689
8 -	<b>35.380</b>	<b>1:14.124</b>	43.609	<b>2:33.113</b>	57.21	41.867	<b>18:17:43.802</b>

P6 888 THD Daniel WHEELER		Austin Mini Cooper S					
IDEAL LAP TIME : 1:51.486		BEST LAP TIME : 1:51.693		DIFFERENCE : 0.207			
LAP	SECTOR 1	SECTOR 2	SECTOR 3	LAP TIME	MPH	DIFF	TIME OF DAY
1 -		51.329	27.346	1:58.768	73.75	7.075	18:03:59.100
2 -	35.351	50.379	27.214	1:52.944	77.55	1.251	18:05:52.044
3 -	34.835	50.397	27.066	1:52.298	78.00	0.605	18:07:44.342
4 -	34.800	<b>50.039</b>	<b>26.854</b>	<b>1:51.693 (1)</b>	<b>78.42</b>		<b>18:09:36.035</b>
5 -	34.619	50.211	27.080	1:51.910	78.27	0.217	18:11:27.945
6 -	<b>34.593</b>	50.042	27.183	1:51.818 (3)	78.34	0.125	18:13:19.763
7 -	34.698	50.072	27.026	1:51.796 (2)	78.35	0.103	18:15:11.559
8 -	<b>34.784</b>	<b>1:14.568</b>	43.567	<b>2:32.919</b>	57.28	41.226	<b>18:17:44.478</b>

P7 67 THD Michael CULLEN		Austin Mini Cooper S					
IDEAL LAP TIME : 1:51.148		BEST LAP TIME : 1:51.447		DIFFERENCE : 0.299			
LAP	SECTOR 1	SECTOR 2	SECTOR 3	LAP TIME	MPH	DIFF	TIME OF DAY
1 -		50.246	<b>26.770</b>	2:02.283	71.63	10.836	18:04:02.615
2 -	35.218	49.743	26.865	1:51.826	78.33	0.379	18:05:54.441
3 -	34.999	49.730	26.946	1:51.675 (3)	78.44	0.228	18:07:46.116
4 -	34.911	50.466	26.982	1:52.359	77.96	0.912	18:09:38.475
5 -	34.844	50.019	26.989	1:51.852	78.31	0.405	18:11:30.327
6 -	34.864	<b>49.678</b>	27.025	1:51.567 (2)	78.51	0.120	18:13:21.894
7 -	<b>34.700</b>	49.731	27.016	<b>1:51.447 (1)</b>	<b>78.60</b>		<b>18:15:13.341</b>
8 -	<b>35.260</b>	<b>1:13.340</b>	43.645	<b>2:32.245</b>	57.53	40.798	<b>18:17:45.586</b>

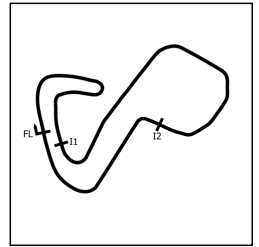
P8 93 THD Tom WESTLEY		Austin Mini Cooper S					
IDEAL LAP TIME : 1:52.058		BEST LAP TIME : 1:52.525		DIFFERENCE : 0.467			
LAP	SECTOR 1	SECTOR 2	SECTOR 3	LAP TIME	MPH	DIFF	TIME OF DAY
1 -		51.761	<b>27.022</b>	1:59.183	73.49	6.658	18:03:59.515
2 -	35.515	50.118	27.163	1:52.796 (3)	77.66	0.271	18:05:52.311
3 -	35.155	<b>49.999</b>	27.401	1:52.555 (2)	77.82	0.030	18:07:44.866
4 -	35.318	52.150	27.024	1:54.492	76.51	1.967	18:09:39.358
5 -	35.211	50.151	27.163	<b>1:52.525 (1)</b>	<b>77.84</b>		<b>18:11:31.883</b>
6 -	35.192	50.534	27.607	1:53.333	77.29	0.808	18:13:25.216
7 -	<b>35.037</b>	50.864	<b>27.556</b>	<b>1:53.457</b>	77.20	0.932	<b>18:15:18.673</b>
8 -	<b>39.074</b>	<b>1:05.169</b>	43.517	<b>2:27.760</b>	59.28	35.235	<b>18:17:46.433</b>

Weather / Track : Sunny / Dry

Brands Hatch GP  
 Circuit Length = 2.4332 miles  
 Start: 18:02 Flag 18:17 End: 18:18

# Masters Pre-66 Mini

## RACE 11 - SECTOR ANALYSIS



SECTOR 1 = FL to I1, SECTOR 2 = I1 to I2, SECTOR 3 = I2 to FL, DIFF = Difference To Personal Best Lap, P = Crossed Finish Line in Pit Lane, D = Time Disallowed

P9 199 THD Kevin O'CONNOR		Morris Mini Cooper S					
IDEAL LAP TIME : 1:52.041		BEST LAP TIME : 1:52.486		DIFFERENCE : 0.445			
LAP	SECTOR 1	SECTOR 2	SECTOR 3	LAP TIME	MPH	DIFF	TIME OF DAY
1 -		51.648	27.233	1:59.663	73.20	7.177	18:03:59.995
2 -	35.342	50.175	27.108	1:52.625 (3)	77.77	0.139	18:05:52.620
3 -	35.145	<b>49.913</b>	27.469	1:52.527 (2)	77.84	0.041	18:07:45.147
4 -	35.303	51.419	<b>27.080</b>	1:53.802	76.97	1.316	18:09:38.949
5 -	35.199	50.124	27.163	<b>1:52.486 (1)</b>	<b>77.87</b>		<b>18:11:31.435</b>
6 -	35.319	50.399	27.310	1:53.028	77.50	0.542	18:13:24.463
7 -	<b>35.048</b>	55.598	<b>27.557</b>	<b>1:58.203</b>	74.10	5.717	<b>18:15:22.666</b>
8 -	<b>36.705</b>	<b>1:04.247</b>	43.358	<b>2:24.310</b>	60.70	31.824	<b>18:17:46.976</b>

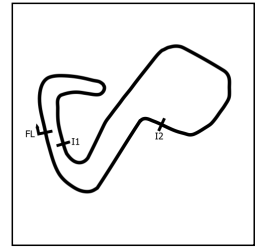
P10 77 THD Mark BURNETT		Austin Mini Countryman					
IDEAL LAP TIME : 1:53.056		BEST LAP TIME : 1:53.315		DIFFERENCE : 0.259			
LAP	SECTOR 1	SECTOR 2	SECTOR 3	LAP TIME	MPH	DIFF	TIME OF DAY
1 -		52.156	27.288	2:01.311	72.20	7.996	18:04:01.643
2 -	35.648	51.052	27.090	1:53.790	76.98	0.475	18:05:55.433
3 -	35.546	50.725	<b>27.052</b>	1:53.323 (2)	77.29	0.008	18:07:48.756
4 -	35.936	50.662	27.173	1:53.771	76.99	0.456	18:09:42.527
5 -	35.644	<b>50.506</b>	27.165	<b>1:53.315 (1)</b>	<b>77.30</b>		<b>18:11:35.842</b>
6 -	<b>35.498</b>	50.528	27.505	1:53.531 (3)	77.15	0.216	18:13:29.373
7 -	35.653	51.257	<b>27.705</b>	<b>1:54.615</b>	76.42	1.300	<b>18:15:23.988</b>
8 -	<b>38.010</b>	<b>1:03.215</b>	42.799	<b>2:24.024</b>	60.82	30.709	<b>18:17:48.012</b>

P11 333 THD Giles PAGE		Morris Mini Cooper S					
IDEAL LAP TIME : 1:53.126		BEST LAP TIME : 1:53.399		DIFFERENCE : 0.273			
LAP	SECTOR 1	SECTOR 2	SECTOR 3	LAP TIME	MPH	DIFF	TIME OF DAY
1 -		52.665	27.260	2:02.093	71.74	8.694	18:04:02.425
2 -	36.355	50.659	<b>26.978</b>	1:53.992	76.84	0.593	18:05:56.417
3 -	35.737	<b>50.625</b>	27.037	<b>1:53.399 (1)</b>	<b>77.24</b>		<b>18:07:49.816</b>
4 -	<b>35.523</b>	50.817	27.481	1:53.821 (2)	76.96	0.422	18:09:43.637
5 -	35.965	50.867	27.014	1:53.846 (3)	76.94	0.447	18:11:37.483
6 -	36.089	50.697	27.608	1:54.394	76.57	0.995	18:13:31.877
7 -	35.963	51.061	<b>27.182</b>	<b>1:54.206</b>	76.70	0.807	<b>18:15:26.083</b>
8 -	<b>36.476</b>	<b>1:04.293</b>	42.274	<b>2:23.043</b>	61.23	29.644	<b>18:17:49.126</b>

P12 37 THD Charles COOPER		Morris Mini Cooper S					
IDEAL LAP TIME : 1:52.912		BEST LAP TIME : 1:53.335		DIFFERENCE : 0.423			
LAP	SECTOR 1	SECTOR 2	SECTOR 3	LAP TIME	MPH	DIFF	TIME OF DAY
1 -		52.732	27.327	2:01.767	71.93	8.432	18:04:02.099
2 -	36.136	50.692	27.163	1:53.991 (3)	76.84	0.656	18:05:56.090
3 -	35.452	50.697	27.186	<b>1:53.335 (1)</b>	<b>77.29</b>		<b>18:07:49.425</b>
4 -	36.155	50.915	27.285	1:54.355	76.60	1.020	18:09:43.780
5 -	36.247	50.959	27.116	1:54.322	76.62	0.987	18:11:38.102
6 -	<b>35.266</b>	<b>50.594</b>	27.567	1:53.427 (2)	77.22	0.092	18:13:31.529
7 -	35.681	52.093	<b>27.052</b>	<b>1:54.826</b>	76.28	1.491	<b>18:15:26.355</b>
8 -	<b>36.695</b>	<b>1:04.499</b>	42.126	<b>2:23.320</b>	61.12	29.985	<b>18:17:49.675</b>

# Masters Pre-66 Mini

## RACE 11 - SECTOR ANALYSIS



SECTOR 1 = FL to I1, SECTOR 2 = I1 to I2, SECTOR 3 = I2 to FL, DIFF = Difference To Personal Best Lap, P = Crossed Finish Line in Pit Lane, D = Time Disallowed

<b>P13 44 THD HALL P / OSBORNE N</b>		Austin Mini Cooper S					
IDEAL LAP TIME : 1:53.069		BEST LAP TIME : 1:53.069		DIFFERENCE : 0.000			
LAP	SECTOR 1	SECTOR 2	SECTOR 3	LAP TIME	MPH	DIFF	TIME OF DAY
1 -		51.895	27.394	2:00.875	72.47	7.806	18:04:01.207
2 -	<b>35.703</b>	<b>50.448</b>	<b>26.918</b>	<b>1:53.069 (1)</b>	<b>77.47</b>		<b>18:05:54.276</b>
3 -	35.897	50.732	27.399	1:54.028 (3)	76.82	0.959	18:07:48.304
4 -	36.180	51.251	27.577	1:55.008	76.16	1.939	18:09:43.312
5 -	36.033	50.759	27.200	1:53.992 (2)	76.84	0.923	18:11:37.304
6 -	35.811	50.534	28.069	1:54.414	76.56	1.345	18:13:31.718
7 -	36.485	51.520	<b>27.333</b>	<b>1:55.338</b>	75.94	2.269	<b>18:15:27.056</b>
8 -	<b>37.303</b>	<b>1:04.662</b>	41.561	<b>2:23.526</b>	61.03	30.457	<b>18:17:50.582</b>

<b>P14 21 THD Dave EDGEcombe</b>		Morris Mini Cooper S					
IDEAL LAP TIME : 1:50.888		BEST LAP TIME : 1:51.542		DIFFERENCE : 0.654			
LAP	SECTOR 1	SECTOR 2	SECTOR 3	LAP TIME	MPH	DIFF	TIME OF DAY
1 -		51.053	26.732	1:57.258	74.70	5.716	18:03:57.590
2 -	35.161	50.152	26.745	1:52.058 (3)	78.17	0.516	18:05:49.648
3 -	35.064	49.597	27.167	1:51.828 (2)	78.33	0.286	18:07:41.476
4 -	35.265	49.568	<b>26.709</b>	<b>1:51.542 (1)</b>	<b>78.53</b>		<b>18:09:33.018</b>
5 -	<b>34.848</b>	49.884	27.463	1:52.195	78.07	0.653	18:11:25.213
6 -	35.128	<b>49.331</b>	27.769	1:52.228	78.05	0.686	18:13:17.441

<b>P15 155 THD Nathan HEATHCOTE</b>		Morris Mini Cooper S					
IDEAL LAP TIME : 1:49.689		BEST LAP TIME : 1:50.089		DIFFERENCE : 0.400			
LAP	SECTOR 1	SECTOR 2	SECTOR 3	LAP TIME	MPH	DIFF	TIME OF DAY
1 -		49.933	26.659	1:54.182	76.71	4.093	18:03:54.514
2 -	35.208	<b>48.971</b>	<b>26.551</b>	1:50.730 (3)	79.10	0.641	18:05:45.244
3 -	34.251	49.194	26.644	<b>1:50.089 (1)</b>	<b>79.57</b>		<b>18:07:35.333</b>
4 -	<b>34.167</b>	49.303	26.655	1:50.125 (2)	79.54	0.036	18:09:25.458
5 -	37.020	51.117	27.849	1:55.986	75.52	5.897	18:11:21.444

# Masters Pre-66 Mini

## RACE 11 - BEST SECTORS

SECTOR 1			SECTOR 2			SECTOR 3			IDEAL / BEST COMPARISON						
POS	NO	NAME	TIME	NO	NAME	TIME	NO	NAME	TIME	POS	NO	NAME	IDEAL	BEST	DIFF
													<b>PERFECT LAP</b>	<b>1:49.321</b>	
1	155	HEATHCOTE	34.167	46	CURLEY	48.819	46	CURLEY	26.335	1	46	CURLEY	1:49.432	1:49.811	0.379
2	46	CURLEY	34.278	155	HEATHCOTE	48.971	155	HEATHCOTE	26.551	2	155	HEATHCOTE	1:49.689	1:50.089	0.400
3	888	WHEELER	34.593	100	STREEK	49.105	100	STREEK	26.612	3	100	STREEK	1:50.326	1:50.399	0.073
4	100	STREEK	34.609	21	EDGECOMBE	49.331	88	PADDY	26.638	4	33	PAGE J / PAGE M	1:50.769	1:51.422	0.653
5	33	PAGE J / PAGE M	34.633	33	PAGE J / PAGE M	49.353	21	EDGECOMBE	26.709	5	21	EDGECOMBE	1:50.888	1:51.542	0.654
6	67	CULLEN	34.700	88	PADDY	49.356	67	CULLEN	26.770	6	88	PADDY	1:50.981	1:51.207	0.226
7	306	POLLEY	34.738	306	POLLEY	49.654	33	PAGE J / PAGE M	26.783	7	67	CULLEN	1:51.148	1:51.447	0.299
8	21	EDGECOMBE	34.848	67	CULLEN	49.678	306	POLLEY	26.806	8	306	POLLEY	1:51.198	1:51.246	0.048
9	88	PADDY	34.987	199	O'CONNOR	49.913	888	WHEELER	26.854	9	888	WHEELER	1:51.486	1:51.693	0.207
10	93	WESTLEY	35.037	93	WESTLEY	49.999	44	HALL P / OSBORNE	26.918	10	199	O'CONNOR	1:52.041	1:52.486	0.445
11	199	O'CONNOR	35.048	888	WHEELER	50.039	333	PAGE	26.978	11	93	WESTLEY	1:52.058	1:52.525	0.467
12	37	COOPER	35.266	44	HALL P / OSBORNE	50.448	93	WESTLEY	27.022	12	37	COOPER	1:52.912	1:53.335	0.423
13	77	BURNETT	35.498	77	BURNETT	50.506	77	BURNETT	27.052	13	77	BURNETT	1:53.056	1:53.315	0.259
14	333	PAGE	35.523	37	COOPER	50.594	37	COOPER	27.052	14	44	HALL P / OSBORNE	1:53.069	1:53.069	0.000
15	44	HALL P / OSBORNE	35.703	333	PAGE	50.625	199	O'CONNOR	27.080	15	333	PAGE	1:53.126	1:53.399	0.273
16															

Weather / Track : Sunny / Dry

Results can be found at [www.tsl-timing.com](http://www.tsl-timing.com)

Brands Hatch GP

Circuit Length = 2.4332 miles

Start: 18:02 Flag 18:17 End: 18:18

Printed - 18:20 Sunday, 30 May 2021



# Masters Pre-66 Mini

## RACE 11 - STATISTICS

**Competitors Started** 16  
**Planned Start** 2021-05-30 @ 18:05:00.000  
**Actual Start** 2021-05-30 @ 18:02:00.332  
**Finish Time** 2021-05-30 @ 18:17:38.810  
**Track Length** 2.4332mi.  
**Total Laps** 115  
**Total Distance Covered** 279.8283mi.

### Session Fastest Lap History

NO	NAME	LAP TIME	TIME OF DAY	LAP	VEHICLE
46	Ian CURLEY	<b>1:53.999</b>	18:03:54.339	1	Austin Mini Cooper S
155	Nathan HEATHCOTE	<b>1:50.730</b>	18:05:45.249	2	Morris Mini Cooper S
155	Nathan HEATHCOTE	<b>1:50.089</b>	18:07:35.339	3	Morris Mini Cooper S
46	Ian CURLEY	<b>1:49.811</b>	18:09:25.538	4	Austin Mini Cooper S

### Session Leader History

NO	NAME	FROM LAP	LAPS LED	DISTANCE	VEHICLE
46	Ian CURLEY	1	1	2.43 miles	Austin Mini Cooper S
155	Nathan HEATHCOTE	2	3	7.29 miles	Morris Mini Cooper S
46	Ian CURLEY	5	4	9.73 miles	Austin Mini Cooper S

### Flag History

TYPE	TIME OF DAY
GREEN	18:02:00.332
SAFETY	18:15:17.924
FINISH	18:17:38.810

### Flag Statistics

TYPE	COUNT	TOTAL LAPS	TOTAL TIME
Green	1	7	13:17.592
Red	0	0	0.000
Safety Car	1	0	2:20.886
FCY	0	0	0.000

Weather / Track : Sunny / Dry

Results can be found at [www.tsl-timing.com](http://www.tsl-timing.com)

Brands Hatch GP  
 Circuit Length = 2.4332 miles  
 Start: 18:02 Flag 18:17 End: 18:18

Printed - 18:20 Sunday, 30 May 2021