



MASTERS HISTORIC FORMULA ONE CHAMPIONSHIP

For 3-litre engined Formula One cars 1966-1985

Brands Hatch GP Circuit

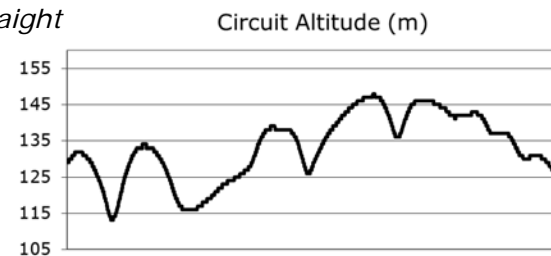
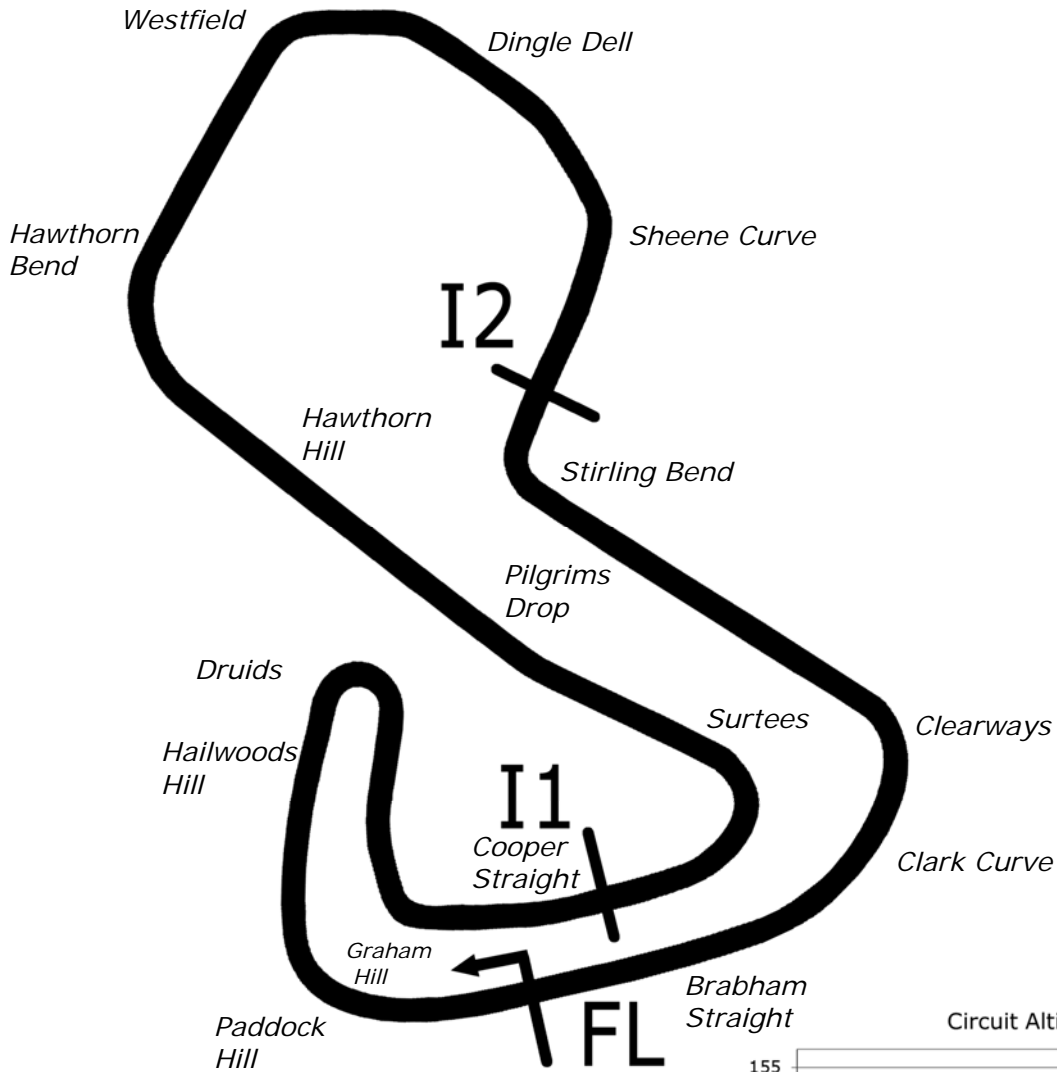
29th / 30th May 2021



Results Provided by Timing Solutions Ltd

www.tsl-timing.com

Brands Hatch GP



Length	2.4332 miles	3916.0 m	
FL		51.36032 N	0.26032 E
I1	1116m	51.35934 N	0.25955 E
I2	2928m	51.35532 N	0.26250 E
Pit Entry	3646m	51.35911 N	0.25743 E
Pit Exit	26m after FL	51.36027 N	0.26078 E
Pit Entry-Pit Exit 277m, 19.9s @50kph, 16.6s @60kph			

All results available at www.tsl-timing.com

Masters Historic Formula One

APPROVED TO QUALIFY

NO	CL	NAME	NAT	ENTRY
2	FIT	Lukas HALUSA	AT	McLaren M23
3	LAU	Ian SIMMONDS	GB	Tyrrell 012
5	FIT	Jonathan HOLTZMAN	US	Tyrrell P-34
16	LAU	Mark HAZELL	GB	Williams FW08C
18	FIT	Marc DEVIS	BE	Surtees TS16
19	FIT	Chris PERKINS	GB	Surtees TS14
23	HEA	Ken TYRRELL	US	Tyrrell 011
32	FIT	Philip HALL	GB	Theodore TR1
49	HEA	Neil GLOVER	GB	Arrows A5
77	HEA	Steve HARTLEY	GB	McLaren MP4/1
78	HEA	Warren BRIGGS	NZ	McLaren M29
93	HEA	Mark HARRISON	GB	Shadow DN9

Total Competitors: 12

Brands Hatch GP
Circuit Length = 2.4332 miles

Chief Steward: Rod Parkin

Steward: Tony Johnstone

Steward: Bill Shewan



Masters Historic Formula One

QUALIFYING - RACE 1 - CLASSIFICATION - FINAL

POS	NO	CL	PIC NAME	NAT	ENTRY	TIME	ON	LAPS	GAP	DIFF	MPH
1	77	HEA	1 Steve HARTLEY	GB	McLaren MP4/1	1:21.829	10	11			107.05
2	78	HEA	2 Warren BRIGGS	NZ	McLaren M29	1:24.789	14	14	2.960	2.960	103.31
3	2	FIT	1 Lukas HALUSA	AT	McLaren M23	1:24.818	12	16	2.989	0.029	103.27
4	93	HEA	3 Mark HARRISON	GB	Shadow DN9	1:25.501	16	16	3.672	0.683	102.45
5	3	LAU	1 Ian SIMMONDS	GB	Tyrrell 012	1:25.803	9	16	3.974	0.302	102.09
6	16	LAU	2 Mark HAZELL	GB	Williams FW08C	1:25.992	12	15	4.163	0.189	101.86
7	23	HEA	4 Ken TYRRELL	US	Tyrrell 011	1:26.071	13	16	4.242	0.079	101.77
8	49	HEA	5 Neil GLOVER	GB	Arrows A5	1:26.467	9	15	4.638	0.396	101.30
9	32	FIT	2 Philip HALL	GB	Theodore TR1	1:26.784	10	14	4.955	0.317	100.93
10	18	FIT	3 Marc DEVIS	BE	Surtees TS16	1:27.590	11	15	5.761	0.806	100.00
11	5	FIT	4 Jonathan HOLTZMAN	US	Tyrrell P-34	1:28.176	7	7	6.347	0.586	99.34
12	19	FIT	5 Chris PERKINS	GB	Surtees TS14	1:34.330	7	8	12.501	6.154	92.86

Car #77 - Intermittent Transponder - please check

Weather / Track : Cloudy / Dry

Brands Hatch GP
Circuit Length = 2.4332 miles
Start: 10:15 Flag 00:00 End: 10:45

Chief Steward : Rod Parkin

Steward : Tony Johnstone

Steward : Bill Shewan

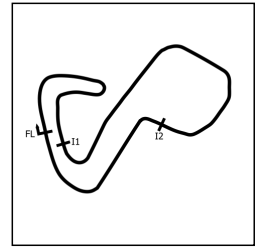
Results can be found at www.tsl-timing.com

Printed - 11:20 Saturday, 29 May 2021



Masters Historic Formula One

QUALIFYING - RACE 1 - SECTOR ANALYSIS



SECTOR 1 = FL to I1, SECTOR 2 = I1 to I2, SECTOR 3 = I2 to FL, DIFF = Difference To Personal Best Lap, P = Crossed Finish Line in Pit Lane, D = Time Disallowed

P1 77 HEA Steve HARTLEY		McLaren MP4/1					
IDEAL LAP TIME :		BEST LAP TIME : 1:21.829		DIFFERENCE :			
LAP	SECTOR 1	SECTOR 2	SECTOR 3	LAP TIME	MPH	DIFF	TIME OF DAY
1 -	OUTLAP		22.077	1:44.020	84.21	22.191	10:19:43.082
2 -			20.394	1:26.542	101.22	4.713	10:21:09.624
3 -			20.102	1:24.664	103.46	2.835	10:22:34.288
4 -			20.005	1:24.375	103.82	2.546	10:23:58.663
5 -			IN PIT	6:58.405 P	20.93	5:36.576	10:30:57.068
6 -	OUTLAP		20.443	1:37.165	90.15	15.336	10:32:34.233
7 -			19.873	1:23.561	104.83	1.732	10:33:57.794
8 -			19.600	1:21.991 (2)	106.83	0.162	10:35:19.785
9 -			19.743	1:22.555	106.10	0.726	10:36:42.340
10 -			19.538	1:21.829 (1)	107.05		10:38:04.169
11 -			19.673	1:22.257 (3)	106.49	0.428	10:39:26.426

P2 78 HEA Warren BRIGGS		McLaren M29					
IDEAL LAP TIME : 1:24.674		BEST LAP TIME : 1:24.789		DIFFERENCE : 0.115			
LAP	SECTOR 1	SECTOR 2	SECTOR 3	LAP TIME	MPH	DIFF	TIME OF DAY
1 -	OUTLAP	44.484	21.988	1:42.985	85.05	18.196	10:17:22.666
2 -	28.451	39.669	20.780	1:28.900	98.53	4.111	10:18:51.566
3 -	27.692	40.576	20.922	1:29.190	98.21	4.401	10:20:20.756
4 -	28.988	40.052	21.378	1:30.418	96.88	5.629	10:21:51.174
5 -	29.843	39.449	IN PIT	3:33.702 P	40.99	2:08.913	10:25:24.876
6 -	OUTLAP	39.397	20.544	1:34.071	93.11	9.282	10:26:58.947
7 -	28.136	38.324	20.145	1:26.605	101.14	1.816	10:28:25.552
8 -	27.164	38.954	20.395	1:26.513	101.25	1.724	10:29:52.065
9 -	27.336	38.106	20.363	1:25.805 (3)	102.09	1.016	10:31:17.870
10 -	27.158	39.023	20.033	1:26.214	101.60	1.425	10:32:44.084
11 -	27.073	37.963	19.999	1:25.035 (2)	103.01	0.246	10:34:09.119
12 -	30.777	46.366	IN PIT	4:23.568 P	33.23	2:58.779	10:38:32.687
13 -	OUTLAP	38.757	20.505	1:34.108	93.08	9.319	10:40:06.795
14 -	26.767	37.908	20.114	1:24.789 (1)	103.31		10:41:31.584

P3 2 FIT Lukas HALUSA		McLaren M23					
IDEAL LAP TIME : 1:24.704		BEST LAP TIME : 1:24.818		DIFFERENCE : 0.114			
LAP	SECTOR 1	SECTOR 2	SECTOR 3	LAP TIME	MPH	DIFF	TIME OF DAY
1 -	OUTLAP	50.283	26.132	1:58.389	73.99	33.571	10:18:37.528
2 -	33.171	43.907	23.387	1:40.465	87.19	15.647	10:20:17.993
3 -	32.461	41.442	21.673	1:35.576	91.65	10.758	10:21:53.569
4 -	28.947	40.195	22.546	1:31.688	95.53	6.870	10:23:25.257
5 -	29.394	40.418	21.474	1:31.286	95.96	6.468	10:24:56.543
6 -	29.796	39.484	21.011	1:30.291	97.01	5.473	10:26:26.834
7 -	28.807	38.955	21.023	1:28.785	98.66	3.967	10:27:55.619
8 -	30.686	39.811	IN PIT	4:00.039 P	36.49	2:35.221	10:31:55.658
9 -	OUTLAP	40.259	21.000	1:35.877	91.36	11.059	10:33:31.535
10 -	28.380	38.294	20.524	1:27.198	100.45	2.380	10:34:58.733
11 -	27.451	37.488	20.367	1:25.306	102.68	0.488	10:36:24.039
12 -	27.470	37.335	20.013	1:24.818 (1)	103.27		10:37:48.857
13 -	27.356	37.621	20.258	1:25.235 (3)	102.77	0.417	10:39:14.092
14 -	27.450	37.411	20.117	1:24.978 (2)	103.08	0.160	10:40:39.070
15 -	30.442	43.723	20.843	1:35.008	92.20	10.190	10:42:14.078
16 -	28.335	38.095	20.208	1:26.638	101.10	1.820	10:43:40.716

Weather / Track : Cloudy / Dry

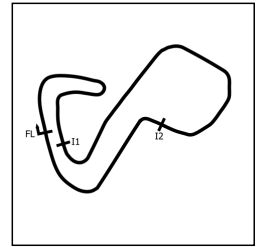
Brands Hatch GP

Circuit Length = 2.4332 miles

Start: 10:15 Flag 00:00 End: 10:45

Masters Historic Formula One

QUALIFYING - RACE 1 - SECTOR ANALYSIS



SECTOR 1 = FL to I1, SECTOR 2 = I1 to I2, SECTOR 3 = I2 to FL, DIFF = Difference To Personal Best Lap, P = Crossed Finish Line in Pit Lane, D = Time Disallowed

P4 93 HEA Mark HARRISON		Shadow DN9					
IDEAL LAP TIME : 1:25.307		BEST LAP TIME : 1:25.501		DIFFERENCE : 0.194			
LAP	SECTOR 1	SECTOR 2	SECTOR 3	LAP TIME	MPH	DIFF	TIME OF DAY
1 -	OUTLAP	49.267	24.993	1:53.997	76.84	28.496	10:17:08.488
2 -	31.524	43.320	22.782	1:37.626	89.72	12.125	10:18:46.114
3 -	35.053	48.811	24.327	1:48.191	80.96	22.690	10:20:34.305
4 -	28.790	39.662	21.143	1:29.595	97.77	4.094	10:22:03.900
5 -	28.357	41.124	21.547	1:31.028	96.23	5.527	10:23:34.928
6 -	28.316	39.735	20.980	1:29.031	98.39	3.530	10:25:03.959
7 -	28.071	41.777	IN PIT	4:32.879	P 32.10	3:07.378	10:29:36.838
8 -	OUTLAP	47.496	22.593	1:52.426	77.91	26.925	10:31:29.264
9 -	28.196	38.953	20.699	1:27.848	99.71	2.347	10:32:57.112
10 -	27.449	38.078	20.436	1:25.963	101.90	0.462	10:34:23.075
11 -	27.339	37.980	20.436	1:25.755	(3) 102.14	0.254	10:35:48.830
12 -	30.935	44.204	21.175	1:36.314	90.95	10.813	10:37:25.144
13 -	27.366	38.021	20.291	1:25.678	(2) 102.24	0.177	10:38:50.822
14 -	27.484	37.946	20.445	1:25.875	102.00	0.374	10:40:16.697
15 -	32.782	46.524	22.870	1:42.176	85.73	16.675	10:41:58.873
16 -	27.395	37.677	20.429	1:25.501	(1) 102.45		10:43:24.374

P5 3 LAU Ian SIMMONDS		Tyrrell 012					
IDEAL LAP TIME : 1:25.214		BEST LAP TIME : 1:25.803		DIFFERENCE : 0.589			
LAP	SECTOR 1	SECTOR 2	SECTOR 3	LAP TIME	MPH	DIFF	TIME OF DAY
1 -	OUTLAP	50.222	26.184	1:58.006	74.23	32.203	10:17:43.105
2 -	31.338	41.565	22.487	1:35.390	91.83	9.587	10:19:18.495
3 -	29.108	40.032	IN PIT	2:47.308	P 52.35	1:21.505	10:22:05.803
4 -	OUTLAP	41.192	21.596	1:37.398	89.93	11.595	10:23:43.201
5 -	28.058	38.922	20.830	1:27.810	99.75	2.007	10:25:11.011
6 -	28.037	38.525	20.716	1:27.278	100.36	1.475	10:26:38.289
7 -	27.753	39.263	21.337	1:28.353	99.14	2.550	10:28:06.642
8 -	28.033	39.401	21.107	1:28.541	98.93	2.738	10:29:35.183
9 -	27.419	37.957	20.427	1:25.803	(1) 102.09		10:31:00.986
10 -	28.764	42.209	IN PIT	4:16.702	P 34.12	2:50.899	10:35:17.688
11 -	OUTLAP	40.840	21.073	1:37.444	89.89	11.641	10:36:55.132
12 -	27.536	38.392	20.464	1:26.392	101.39	0.589	10:38:21.524
13 -	27.481	38.061	20.451	1:25.993	(2) 101.86	0.190	10:39:47.517
14 -	27.464	38.172	20.545	1:26.181	101.64	0.378	10:41:13.698
15 -	28.034	40.082	20.964	1:29.080	98.33	3.277	10:42:42.778
16 -	27.202	37.585	21.249	1:26.036	(3) 101.81	0.233	10:44:08.814

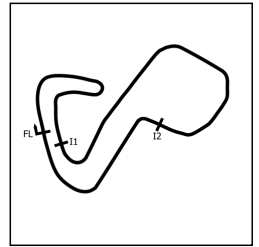
P6 16 LAU Mark HAZELL		Williams FW08C					
IDEAL LAP TIME : 1:25.619		BEST LAP TIME : 1:25.992		DIFFERENCE : 0.373			
LAP	SECTOR 1	SECTOR 2	SECTOR 3	LAP TIME	MPH	DIFF	TIME OF DAY
1 -	OUTLAP	47.078	IN PIT	5:11.721	P 28.10	3:45.729	10:21:45.615
2 -	OUTLAP	42.478	22.351	1:44.906	83.50	18.914	10:23:30.521
3 -	28.722	39.953	21.248	1:29.923	97.41	3.931	10:25:00.444
4 -	27.999	39.247	20.942	1:28.188	99.33	2.196	10:26:28.632
5 -	27.668	38.846	20.961	1:27.475	100.14	1.483	10:27:56.107
6 -	28.454	39.007	20.997	1:28.458	99.02	2.466	10:29:24.565
7 -	27.650	38.242	20.789	1:26.681	101.05	0.689	10:30:51.246
8 -	27.316	38.623	20.446	1:26.385	101.40	0.393	10:32:17.631
9 -	27.739	38.456	20.450	1:26.645	101.10	0.653	10:33:44.276
10 -	27.478	38.233	20.638	1:26.349	(3) 101.44	0.357	10:35:10.625
11 -	27.413	38.473	20.326	1:26.212	(2) 101.60	0.220	10:36:36.837
12 -	27.271	38.219	20.502	1:25.992	(1) 101.86		10:38:02.829
13 -	27.320	38.646	20.981	1:26.947	100.74	0.955	10:39:29.776
14 -	31.245	47.785	21.232	1:40.262	87.36	14.270	10:41:10.038
15 -	29.762	51.856	22.509	1:44.127	84.12	18.135	10:42:54.165

Weather / Track : Cloudy / Dry

Brands Hatch GP
Circuit Length = 2.4332 miles
Start: 10:15 Flag 00:00 End: 10:45

Masters Historic Formula One

QUALIFYING - RACE 1 - SECTOR ANALYSIS



SECTOR 1 = FL to I1, SECTOR 2 = I1 to I2, SECTOR 3 = I2 to FL, DIFF = Difference To Personal Best Lap, P = Crossed Finish Line in Pit Lane, D = Time Disallowed

P7 23 HEA Ken TYRRELL		Tyrrell 011					
IDEAL LAP TIME : 1:25.323		BEST LAP TIME : 1:26.071		DIFFERENCE : 0.748			
LAP	SECTOR 1	SECTOR 2	SECTOR 3	LAP TIME	MPH	DIFF	TIME OF DAY
1 -	OUTLAP	51.164	26.041	1:56.416	75.24	30.345	10:18:45.025
2 -	31.847	46.192	23.051	1:41.090	86.65	15.019	10:20:26.115
3 -	29.440	43.943	23.105	1:36.488	90.78	10.417	10:22:02.603
4 -	28.499	43.191	21.476	1:33.166	94.02	7.095	10:23:35.769
5 -	28.154	41.838	IN PIT	2:23.389 P	61.09	57.318	10:25:59.158
6 -	OUTLAP	44.441	22.344	1:41.465	86.33	15.394	10:27:40.623
7 -	28.462	41.700	21.333	1:31.495	95.74	5.424	10:29:12.118
8 -	28.025	40.072	21.045	1:29.142	98.26	3.071	10:30:41.260
9 -	27.569	39.552	20.862	1:27.983	99.56	1.912	10:32:09.243
10 -	27.476	39.753	20.804	1:28.033	99.50	1.962	10:33:37.276
11 -	27.421	40.310	20.716	1:28.447	99.04	2.376	10:35:05.723
12 -	27.260	39.165	20.763	1:27.188 (3)	100.47	1.117	10:36:32.911
13 -	26.906	38.589	20.576	1:26.071 (1)	101.77		10:37:58.982
14 -	27.179	38.811	20.653	1:26.643 (2)	101.10	0.572	10:39:25.625
15 -	29.022	37.992	21.151	1:28.165	99.35	2.094	10:40:53.790
16 -	27.261	39.524	20.942	1:27.727	99.85	1.656	10:42:21.517

P8 49 HEA Neil GLOVER		Arrows A5					
IDEAL LAP TIME : 1:26.096		BEST LAP TIME : 1:26.467		DIFFERENCE : 0.371			
LAP	SECTOR 1	SECTOR 2	SECTOR 3	LAP TIME	MPH	DIFF	TIME OF DAY
1 -	OUTLAP	50.441	26.424	2:01.623	72.02	35.156	10:18:34.025
2 -	32.461	42.475	21.957	1:36.893	90.40	10.426	10:20:10.918
3 -	28.288	40.133	21.984	1:30.405	96.89	3.938	10:21:41.323
4 -	27.956	39.113	21.006	1:28.075	99.45	1.608	10:23:09.398
5 -	32.833	47.102	IN PIT	3:42.696 P	39.33	2:16.229	10:26:52.094
6 -	OUTLAP	44.220	23.370	1:43.515	84.62	17.048	10:28:35.609
7 -	28.109	39.650	22.562	1:30.321	96.98	3.854	10:30:05.930
8 -	27.641	38.294	20.843	1:26.778 (3)	100.94	0.311	10:31:32.708
9 -	27.535	38.257	20.675	1:26.467 (1)	101.30		10:32:59.175
10 -	27.855	38.706	20.715	1:27.276	100.36	0.809	10:34:26.451
11 -	28.043	38.784	23.201	1:30.028	97.30	3.561	10:35:56.479
12 -	35.841	52.222	IN PIT	3:04.807 P	47.39	1:38.340	10:39:01.286
13 -	OUTLAP	41.477	22.004	1:37.320	90.01	10.853	10:40:38.606
14 -	28.150	38.443	20.569	1:27.162	100.50	0.695	10:42:05.768
15 -	27.952	37.992	20.588	1:26.532 (2)	101.23	0.065	10:43:32.300

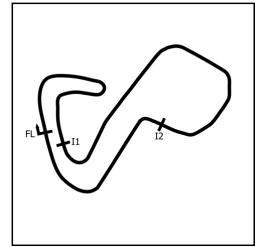
P9 32 FIT Philip HALL		Theodore TR1					
IDEAL LAP TIME : 1:26.471		BEST LAP TIME : 1:26.784		DIFFERENCE : 0.313			
LAP	SECTOR 1	SECTOR 2	SECTOR 3	LAP TIME	MPH	DIFF	TIME OF DAY
1 -	OUTLAP	43.454	23.382	1:43.083	84.97	16.299	10:17:58.796
2 -	29.711	40.352	20.832	1:30.895	96.37	4.111	10:19:29.691
3 -	28.426	38.501	IN PIT	3:00.564 P	48.51	1:33.780	10:22:30.255
4 -	OUTLAP	38.945	21.090	1:34.109	93.08	7.325	10:24:04.364
5 -	28.137	1:26.599	IN PIT	4:15.943 P	34.22	2:49.159	10:28:20.307
6 -	OUTLAP	43.326	24.164	1:45.976	82.65	19.192	10:30:06.283
7 -	29.543	39.877	21.101	1:30.521	96.77	3.737	10:31:36.804
8 -	28.686	39.051	20.920	1:28.657	98.80	1.873	10:33:05.461
9 -	28.371	38.286	20.875	1:27.532	100.07	0.748	10:34:32.993
10 -	27.996	37.952	20.836	1:26.784 (1)	100.93		10:35:59.777
11 -	29.443	39.267	IN PIT	3:24.805 P	42.77	1:58.021	10:39:24.582
12 -	OUTLAP	38.932	20.856	1:33.835	93.35	7.051	10:40:58.417
13 -	28.402	38.311	20.656	1:27.369 (3)	100.26	0.585	10:42:25.786
14 -	28.140	37.819	20.878	1:26.837 (2)	100.87	0.053	10:43:52.623

Weather / Track : Cloudy / Dry

Brands Hatch GP
 Circuit Length = 2.4332 miles
 Start: 10:15 Flag 00:00 End: 10:45

Masters Historic Formula One

QUALIFYING - RACE 1 - SECTOR ANALYSIS



SECTOR 1 = FL to I1, SECTOR 2 = I1 to I2, SECTOR 3 = I2 to FL, DIFF = Difference To Personal Best Lap, P = Crossed Finish Line in Pit Lane, D = Time Disallowed

P10 18 FIT		Marc DEVIS		Surtees TS16			
IDEAL LAP TIME : 1:27.314		BEST LAP TIME : 1:27.590		DIFFERENCE : 0.276			
LAP	SECTOR 1	SECTOR 2	SECTOR 3	LAP TIME	MPH	DIFF	TIME OF DAY
1 -	OUTLAP	45.283	23.043	1:46.895	81.94	19.305	10:17:40.002
2 -	29.762	40.025	21.374	1:31.161	96.09	3.571	10:19:11.163
3 -	29.836	39.589	21.368	1:30.793	96.48	3.203	10:20:41.956
4 -	28.601	39.110	21.100	1:28.811	98.63	1.221	10:22:10.767
5 -	30.976	40.593	IN PIT	4:34.776 P	31.87	3:07.186	10:26:45.543
6 -	OUTLAP	40.081	21.114	1:34.877	92.32	7.287	10:28:20.420
7 -	28.436	38.891	20.955	1:28.282 (3)	99.22	0.692	10:29:48.702
8 -	28.466	39.028	21.000	1:28.494	98.98	0.904	10:31:17.196
9 -	28.698	39.166	20.784	1:28.648	98.81	1.058	10:32:45.844
10 -	28.622	38.955	20.867	1:28.444	99.04	0.854	10:34:14.288
11 -	28.333	38.570	20.687	1:27.590 (1)	100.00		10:35:41.878
12 -	32.964	47.518	IN PIT	3:56.788 P	36.99	2:29.198	10:39:38.666
13 -	OUTLAP	40.017	21.092	1:34.192	92.99	6.602	10:41:12.858
14 -	28.564	40.099	22.346	1:31.009	96.25	3.419	10:42:43.867
15 -	28.576	38.294	21.032	1:27.902 (2)	99.65	0.312	10:44:11.769

P11 5 FIT		Jonathan HOLTZMAN		Tyrrell P-34			
IDEAL LAP TIME : 1:28.147		BEST LAP TIME : 1:28.176		DIFFERENCE : 0.029			
LAP	SECTOR 1	SECTOR 2	SECTOR 3	LAP TIME	MPH	DIFF	TIME OF DAY
1 -	OUTLAP	49.776	24.786	1:54.387	76.58	26.211	10:18:44.304
2 -	31.252	41.831	21.836	1:34.919	92.28	6.743	10:20:19.223
3 -	29.763	40.418	20.995	1:31.176	96.07	3.000	10:21:50.399
4 -	29.058	39.551	21.489	1:30.098	97.22	1.922	10:23:20.497
5 -	28.780	39.515	20.626	1:28.921 (2)	98.51	0.745	10:24:49.418
6 -	28.235	39.804	20.885	1:28.924 (3)	98.50	0.748	10:26:18.342
7 -	28.210	39.311	20.655	1:28.176 (1)	99.34		10:27:46.518

P12 19 FIT		Chris PERKINS		Surtees TS14			
IDEAL LAP TIME : 1:34.106		BEST LAP TIME : 1:34.330		DIFFERENCE : 0.224			
LAP	SECTOR 1	SECTOR 2	SECTOR 3	LAP TIME	MPH	DIFF	TIME OF DAY
1 -	OUTLAP	50.778	24.844	1:56.457	75.21	22.127	10:18:22.662
2 -	32.320	45.244	22.993	1:40.557	87.11	6.227	10:20:03.219
3 -	31.823	43.973	24.415	1:40.211	87.41	5.881	10:21:43.430
4 -	31.133	43.547	22.076	1:36.756	90.53	2.426	10:23:20.186
5 -	31.628	42.368	22.069	1:36.065 (2)	91.18	1.735	10:24:56.251
6 -	31.555	42.671	21.885	1:36.111 (3)	91.14	1.781	10:26:32.362
7 -	29.952	42.269	22.109	1:34.330 (1)	92.86		10:28:06.692
8 -	30.310	44.356	IN PIT	3:43.050 P	39.27	2:08.720	10:31:49.742

Weather / Track : Cloudy / Dry

Brands Hatch GP
 Circuit Length = 2.4332 miles
 Start: 10:15 Flag 00:00 End: 10:45

Masters Historic Formula One

QUALIFYING - RACE 1 - BEST SECTORS

SECTOR 1			SECTOR 2			SECTOR 3			IDEAL / BEST COMPARISON						
POS	NO	NAME	TIME	NO	NAME	TIME	NO	NAME	TIME	POS	NO	NAME	IDEAL	BEST	DIFF
													PERFECT LAP	1:23.628	
1	23	TYRRELL	26.755	2	HALUSA	37.335	77	HARTLEY	19.538	1	78	BRIGGS	1:24.674	1:24.789	0.115
2	78	BRIGGS	26.767	3	SIMMONDS	37.585	78	BRIGGS	19.999	2	2	HALUSA	1:24.704	1:24.818	0.114
3	3	SIMMONDS	27.202	93	HARRISON	37.677	2	HALUSA	20.013	3	3	SIMMONDS	1:25.214	1:25.803	0.589
4	16	HAZELL	27.271	32	HALL	37.819	93	HARRISON	20.291	4	93	HARRISON	1:25.307	1:25.501	0.194
5	93	HARRISON	27.339	78	BRIGGS	37.908	16	HAZELL	20.326	5	23	TYRRELL	1:25.323	1:26.071	0.748
6	2	HALUSA	27.356	23	TYRRELL	37.992	3	SIMMONDS	20.427	6	16	HAZELL	1:25.619	1:25.992	0.373
7	49	GLOVER	27.535	49	GLOVER	37.992	49	GLOVER	20.569	7	49	GLOVER	1:26.096	1:26.467	0.371
8	32	HALL	27.996	16	HAZELL	38.022	23	TYRRELL	20.576	8	32	HALL	1:26.471	1:26.784	0.313
9	5	HOLTZMAN	28.210	18	DEVIS	38.294	5	HOLTZMAN	20.626	9	18	DEVIS	1:27.314	1:27.590	0.276
10	18	DEVIS	28.333	5	HOLTZMAN	39.311	32	HALL	20.656	10	5	HOLTZMAN	1:28.147	1:28.176	0.029
11	19	PERKINS	29.952	19	PERKINS	42.269	18	DEVIS	20.687	11	19	PERKINS	1:34.106	1:34.330	0.224
12							19	PERKINS	21.885	12	77	HARTLEY		1:21.829	

Weather / Track : Cloudy / Dry

Results can be found at www.tsl-timing.com

Brands Hatch GP
 Circuit Length = 2.4332 miles
 Start: 10:15 Flag 00:00 End: 10:45

Printed - 10:47 Saturday, 29 May 2021

Masters Historic Formula One

QUALIFYING - RACE 1 - STATISTICS

Competitors Started 12
Planned Start 2021-05-29 @ 10:20:00.000
Actual Start 2021-05-29 @ 10:15:01.235
Finish Time
Track Length 2.4332mi.
Total Laps 163
Total Distance Covered 396.6262mi.

Session Fastest Lap History

NO	CL	NAME	LAP TIME	TIME OF DAY	LAP	VEHICLE
93	HEA	Mark HARRISON	1:37.626	10:18:46.125	2	Shadow DN9
78	HEA	Warren BRIGGS	1:28.900	10:18:51.584	2	McLaren M29
77	HEA	Steve HARTLEY	1:26.542	10:21:09.624	2	McLaren MP4/1
77	HEA	Steve HARTLEY	1:24.664	10:22:34.288	3	McLaren MP4/1
77	HEA	Steve HARTLEY	1:24.375	10:23:58.668	4	McLaren MP4/1
77	HEA	Steve HARTLEY	1:23.561	10:33:57.794	7	McLaren MP4/1
77	HEA	Steve HARTLEY	1:21.991	10:35:19.791	8	McLaren MP4/1
77	HEA	Steve HARTLEY	1:21.829	10:38:04.169	10	McLaren MP4/1

Flag History

TYPE	TIME OF DAY
GREEN	10:15:01.235
RED	10:44:17.817

Flag Statistics

TYPE	COUNT	TOTAL LAPS	TOTAL TIME
Green	1	16	29:16.581
Red	1	0	57.967
Safety Car	0	0	0.000
FCY	0	0	0.000

Masters Historic Formula One

QUALIFYING - RACE 1 - STATISTICS

CLASS : FIT

5 Starters

Fastest Lap History

NO	NAME	LAP TIME	TIME OF DAY	LAP	VEHICLE
18	Marc DEVIS	1:31.161	10:19:11.176	2	Surtees TS16
32	Philip HALL	1:30.895	10:19:29.699	2	Theodore TR1
18	Marc DEVIS	1:30.793	10:20:41.968	3	Surtees TS16
18	Marc DEVIS	1:28.811	10:22:10.779	4	Surtees TS16
5	Jonathan HOLTZMAN	1:28.176	10:27:46.523	7	Tyrrell P-34
32	Philip HALL	1:27.532	10:34:33.001	9	Theodore TR1
2	Lukas HALUSA	1:27.198	10:34:58.742	10	McLaren M23
32	Philip HALL	1:26.784	10:35:59.786	10	Theodore TR1
2	Lukas HALUSA	1:25.306	10:36:24.048	11	McLaren M23
2	Lukas HALUSA	1:24.818	10:37:48.866	12	McLaren M23

Weather / Track : Cloudy / Dry

Brands Hatch GP
Circuit Length = 2.4332 miles
Start: 10:15 Flag 00:00 End: 10:45

Masters Historic Formula One

QUALIFYING - RACE 1 - STATISTICS

CLASS : LAU

2 Starters

Fastest Lap History

NO	NAME	LAP TIME	TIME OF DAY	LAP	VEHICLE
3	Ian SIMMONDS	1:35.390	10:19:18.502	2	Tyrrell 012
16	Mark HAZELL	1:29.923	10:25:00.447	3	Williams FW08C
3	Ian SIMMONDS	1:27.810	10:25:11.019	5	Tyrrell 012
3	Ian SIMMONDS	1:27.278	10:26:38.296	6	Tyrrell 012
16	Mark HAZELL	1:26.681	10:30:51.249	7	Williams FW08C
3	Ian SIMMONDS	1:25.803	10:31:00.993	9	Tyrrell 012

Masters Historic Formula One

QUALIFYING - RACE 1 - STATISTICS

CLASS : HEA

5 Starters

Fastest Lap History

NO	NAME	LAP TIME	TIME OF DAY	LAP	VEHICLE
93	Mark HARRISON	1:37.626	10:18:46.125	2	Shadow DN9
78	Warren BRIGGS	1:28.900	10:18:51.584	2	McLaren M29
77	Steve HARTLEY	1:26.542	10:21:09.624	2	McLaren MP4/1
77	Steve HARTLEY	1:24.664	10:22:34.288	3	McLaren MP4/1
77	Steve HARTLEY	1:24.375	10:23:58.668	4	McLaren MP4/1
77	Steve HARTLEY	1:23.561	10:33:57.794	7	McLaren MP4/1
77	Steve HARTLEY	1:21.991	10:35:19.791	8	McLaren MP4/1
77	Steve HARTLEY	1:21.829	10:38:04.169	10	McLaren MP4/1

Weather / Track : Cloudy / Dry


Results can be found at www.tsl-timing.com

Page 4 of 4

Brands Hatch GP
Circuit Length = 2.4332 miles
Start: 10:15 Flag 00:00 End: 10:45

Printed - 10:47 Saturday, 29 May 2021

Masters Historic Formula One
RACE 1 - GRID (25 minutes)

ROW 6	11	1:28.176	5 Jonathan HOLTZMAN	12	1:34.330	19 Chris PERKINS
ROW 5	9	1:26.784	32 Philip HALL	10	1:27.590	18 Marc DEVIS
ROW 4	7	1:26.071	23 Ken TYRRELL	8	1:26.467	49 Neil GLOVER
ROW 3	5	1:25.803	3 Ian SIMMONDS	6	1:25.992	16 Mark HAZELL
ROW 2	3	1:24.818	2 Lukas HALUSA	4	1:25.501	93 Mark HARRISON
ROW 1	1	1:21.829	77 Steve HARTLEY	2	1:24.789	78 Warren BRIGGS
Pole						
						

Brands Hatch GP
 Circuit Length = 2.4332 miles

Chief Steward : Rod Parkin	Steward : Tony Johnstone	Steward : Bill Shewan
----------------------------	--------------------------	-----------------------



Masters Historic Formula One

RACE 1 - CLASSIFICATION BY CLASS - FINAL

CLASS : HF1 - FIT

POS	NO	NAME	NAT	ENTRY	LAPS	TIME	GAP	DIFF	MPH	BEST	ON
1	2	Lukas HALUSA	AT	McLaren M23	14	20:58.608			97.43	1:25.124	10
2	18	Marc DEVIS	BE	Surtees TS16	14	21:00.897	2.289	2.289	97.26	1:26.412	4
3	5	Jonathan HOLTZMAN	US	Tyrrell P-34	14	21:08.493	9.885	7.596	96.67	1:27.345	6
4	32	Philip HALL	GB	Theodore TR1	11	16:08.966	3 Laps	3 Laps	99.44	1:25.986	7
NC	19	Chris PERKINS	GB	Surtees TS14	2	3:12.159	12 Laps	9 Laps	91.17	1:30.932	2

CLASS : HF1 - LAU

POS	NO	NAME	NAT	ENTRY	LAPS	TIME	GAP	DIFF	MPH	BEST	ON
1	16	Mark HAZELL	GB	Williams FW08C	14	20:59.214			97.39	1:25.765	3
2	3	Ian SIMMONDS	GB	Tyrrell 012	14	21:00.213	0.999	0.999	97.31	1:26.654	3

CLASS : HF1 - HEA

POS	NO	NAME	NAT	ENTRY	LAPS	TIME	GAP	DIFF	MPH	BEST	ON
1	77	Steve HARTLEY	GB	McLaren MP4/1	14	20:55.475			97.68	1:25.017	12
2	78	Warren BRIGGS	NZ	McLaren M29	14	20:58.930	3.455	3.455	97.41	1:25.226	12
3	93	Mark HARRISON	GB	Shadow DN9	14	21:01.432	5.957	2.502	97.22	1:27.441	9
4	23	Ken TYRRELL	US	Tyrrell 011	14	21:02.236	6.761	0.804	97.15	1:27.414	10
5	49	Neil GLOVER	GB	Arrows A5	14	21:08.338	12.863	6.102	96.69	1:27.964	9

FASTEST LAP

77	HEA	Steve HARTLEY	GB	McLaren MP4/1 -	12	1:25.017	103.03 mph	165.82 kph
2	FIT	Lukas HALUSA	AT	McLaren M23 -	10	1:25.124	102.90 mph	165.61 kph
16	LAU	Mark HAZELL	GB	Williams FW08C -	3	1:25.765	102.13 mph	164.37 kph

Weather / Track : Sunny / Dry

Brands Hatch GP: 2.4332 miles

Race Distance: 14 Laps / 34.06 miles

Start: 15:02 Flag 15:22 End: 15:23

Chief Steward : Rod Parkin

Steward : Tony Johnstone

Steward : Bill Shewan

Results can be found at www.tsl-timing.com

Printed - 17:03 Saturday, 29 May 2021





Masters Historic Formula One

RACE 1 - CLASSIFICATION - FINAL

POS	NO	CL	PIC NAME	NAT	ENTRY	LAPS	TIME	GAP	DIFF	MPH	BEST	ON
1	77	HEA	1 Steve HARTLEY	GB	McLaren MP4/1	14	20:55.475			97.68	1:25.017	12
2	2	FIT	1 Lukas HALUSA	AT	McLaren M23	14	20:58.608	3.133	3.133	97.43	1:25.124	10
3	78	HEA	2 Warren BRIGGS	NZ	McLaren M29	14	20:58.930	3.455	0.322	97.41	1:25.226	12
4	16	LAU	1 Mark HAZELL	GB	Williams FW08C	14	20:59.214	3.739	0.284	97.39	1:25.765	3
5	3	LAU	2 Ian SIMMONDS	GB	Tyrrell 012	14	21:00.213	4.738	0.999	97.31	1:26.654	3
6	18	FIT	2 Marc DEVIS	BE	Surtees TS16	14	21:00.897	5.422	0.684	97.26	1:26.412	4
7	93	HEA	3 Mark HARRISON	GB	Shadow DN9	14	21:01.432	5.957	0.535	97.22	1:27.441	9
8	23	HEA	4 Ken TYRRELL	US	Tyrrell 011	14	21:02.236	6.761	0.804	97.15	1:27.414	10
9	49	HEA	5 Neil GLOVER	GB	Arrows A5	14	21:08.338	12.863	6.102	96.69	1:27.964	9
10	5	FIT	3 Jonathan HOLTZMAN	US	Tyrrell P-34	14	21:08.493	13.018	0.155	96.67	1:27.345	6
11	32	FIT	4 Philip HALL	GB	Theodore TR1	11	16:08.966	3 Laps	3 Laps	99.44	1:25.986	7

NOT CLASSIFIED

NC	19	FIT	Chris PERKINS	GB	Surtees TS14	2	3:12.159	12 Laps	9 Laps	91.17	1:30.932	2
----	----	-----	---------------	----	--------------	---	----------	---------	--------	-------	----------	---

FASTEST LAP

77	HEA	Steve HARTLEY	GB	McLaren MP4/1	12	1:25.017	103.03 mph	165.82 kph
2	FIT	Lukas HALUSA	AT	McLaren M23	10	1:25.124	102.90 mph	165.61 kph
16	LAU	Mark HAZELL	GB	Williams FW08C	3	1:25.765	102.13 mph	164.37 kph

Weather / Track : Sunny / Dry

Brands Hatch GP: 2.4332 miles
Race Distance: 14 Laps / 34.06 miles
Start: 15:02 Flag 15:22 End: 15:23

Chief Steward : Rod Parkin

Steward : Tony Johnstone

Steward : Bill Shewan

Results can be found at www.tsl-timing.com

Printed - 15:55 Saturday, 29 May 2021



Masters Historic Formula One

RACE 1 - LAP CHART

LAP 1 @ 15:03:34.368			LAP 2 @ 15:05:00.943			LAP 3 @ 15:06:27.301			LAP 4 @ 15:07:52.953			LAP 5 @ 15:09:19.221		
NO	BEHIND	LAP TIME	NO	BEHIND	LAP TIME	NO	BEHIND	LAP TIME	NO	BEHIND	LAP TIME	NO	BEHIND	LAP TIME
77		1:31.096	77		1:26.575	77		1:26.358	77		1:25.652	77		1:26.268
78	4.085	1:35.181	78	4.935	1:27.425	78	6.365	1:27.788	78	7.411	1:26.698	78	6.923	1:25.780
2	4.630	1:35.726	2	5.484	1:27.429	2	6.614	1:27.488	2	7.541	1:26.579	2	7.543	1:26.270
93	6.544	1:37.640	32	8.328	1:28.100	32	8.123	1:26.153	32	8.799	1:26.328	32	9.402	1:26.871
32	6.803	1:37.899	16	9.134	1:28.330	16	8.541	1:25.765	16	9.430	1:26.541	16	9.798	1:26.636
16	7.379	1:38.475	3	10.531	1:29.548	3	10.827	1:26.654	3	11.895	1:26.720	3	12.758	1:27.131
3	7.558	1:38.654	18	11.417	1:29.768	18	11.963	1:26.904	18	12.723	1:26.412	18	13.325	1:26.870
18	8.224	1:39.320	93	13.611	1:33.642	93	16.809	1:29.556	93	20.076	1:28.919	93	22.296	1:28.488
23	9.762	1:40.858	23	14.044	1:30.857	23	17.912	1:30.226	23	21.146	1:28.886	23	23.207	1:28.329
19	10.131	1:41.227	19	14.488	1:30.932	49	18.260	1:29.812	49	21.759	1:29.151	49	23.889	1:28.398
49	10.767	1:41.863	49	14.806	1:30.614	5	21.301	1:30.185	5	24.019	1:28.370	5	25.858	1:28.107
5	12.526	1:43.622	5	17.474	1:31.523									

Weather / Track : Sunny / Dry

Results can be found at www.tsl-timing.com

Page 1 of 3

Brands Hatch GP
 Circuit Length = 2.4332 miles
 Start: 15:02 Flag 15:22 End: 15:23

Printed - 15:27 Saturday, 29 May 2021

Masters Historic Formula One

RACE 1 - LAP CHART

LAP 6 @ 15:10:44.634			LAP 7 @ 15:12:10.415			LAP 8 @ 15:13:35.620			LAP 9 @ 15:15:00.799			LAP 10 @ 15:16:26.419		
NO	BEHIND	LAP TIME	NO	BEHIND	LAP TIME	NO	BEHIND	LAP TIME	NO	BEHIND	LAP TIME	NO	BEHIND	LAP TIME
77		1:25.413	77		1:25.781	77		1:25.205	77		1:25.179	77		1:25.620
78	7.622	1:26.112	78	7.839	1:25.998	78	8.348	1:25.714	78	8.402	1:25.233	78	8.749	1:25.967
2	8.352	1:26.222	2	8.074	1:25.503	2	8.492	1:25.623	2	9.631	1:26.318	2	9.135	1:25.124
32	10.657	1:26.668	32	10.862	1:25.986	32	12.003	1:26.346	32	13.419	1:26.595	32	15.102	1:27.303
16	11.096	1:26.711	16	11.301	1:25.986	16	12.387	1:26.291	16	13.837	1:26.629	16	15.417	1:27.200
3	14.237	1:26.892	3	16.036	1:27.580	3	19.434	1:28.603	3	21.841	1:27.586	3	23.125	1:26.904
18	14.697	1:26.785	18	16.393	1:27.477	18	19.712	1:28.524	18	22.268	1:27.735	18	23.835	1:27.187
93	24.925	1:28.042	93	27.004	1:27.860	93	29.649	1:27.850	93	31.911	1:27.441	93	34.960	1:28.669
23	25.855	1:28.061	23	27.936	1:27.862	23	30.452	1:27.721	23	33.704	1:28.431	23	35.498	1:27.414
49	26.611	1:28.135	49	28.803	1:27.973	49	32.349	1:28.751	49	35.134	1:27.964	49	37.509	1:27.995
5	27.790	1:27.345	5	29.632	1:27.623	5	32.900	1:28.473	5	36.021	1:28.300	5	38.648	1:28.247

Weather / Track : Sunny / Dry

Results can be found at www.tsl-timing.com

Page 2 of 3

Brands Hatch GP
Circuit Length = 2.4332 miles
Start: 15:02 Flag 15:22 End: 15:23

Printed - 15:27 Saturday, 29 May 2021

Masters Historic Formula One

RACE 1 - LAP CHART

LAP 11 @ 15:17:51.803			LAP 12 @ 15:19:16.820			LAP 13 @ 15:21:31.093			LAP 14 @ 15:22:58.747		
NO	BEHIND	LAP TIME	NO	BEHIND	LAP TIME	NO	BEHIND	LAP TIME	NO	BEHIND	LAP TIME
77		1:25.384	77		1:25.017	77		2:14.273	77		1:27.654
78	8.717	1:25.352	78	8.926	1:25.226	78	1.037	2:06.384	2	3.133	1:29.271
2	9.124	1:25.373	2	9.485	1:25.378	2	1.516	2:06.304	78	3.455	1:30.072
16	17.483	1:27.450	16	18.861	1:26.395	16	2.304	1:57.716	16	3.739	1:29.089
32	20.435	1:30.717	3	29.675	1:29.455	3	3.015	1:47.613	3	4.738	1:29.377
3	25.237	1:27.496	18	30.236	1:29.578	18	3.643	1:47.680	18	5.422	1:29.433
18	25.675	1:27.224	93	42.476	1:29.889	93	4.684	1:36.481	93	5.957	1:28.927
93	37.604	1:28.028	23	45.348	1:31.695	23	6.803	1:35.728	23	6.761	1:27.612
23	38.670	1:28.556	49	47.365	1:32.015	49	11.015	1:37.923	49	12.863	1:29.502
49	40.367	1:28.242	5	47.990	1:31.416	5	11.376	1:37.659	5	13.018	1:29.296
5	41.591	1:28.327									

Weather / Track : Sunny / Dry

Results can be found at www.tsl-timing.com

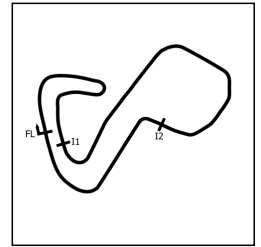
Page 3 of 3

Brands Hatch GP
Circuit Length = 2.4332 miles
Start: 15:02 Flag 15:22 End: 15:23

Printed - 15:27 Saturday, 29 May 2021

Masters Historic Formula One

RACE 1 - SECTOR ANALYSIS



SECTOR 1 = FL to I1, SECTOR 2 = I1 to I2, SECTOR 3 = I2 to FL, DIFF = Difference To Personal Best Lap, P = Crossed Finish Line in Pit Lane, D = Time Disallowed

P1 77 HEA Steve HARTLEY			McLaren MP4/1				
IDEAL LAP TIME : 1:24.699		BEST LAP TIME : 1:25.017		DIFFERENCE : 0.318			
LAP	SECTOR 1	SECTOR 2	SECTOR 3	LAP TIME	MPH	DIFF	TIME OF DAY
1 -		38.289	20.777	1:31.096	96.15	6.079	15:03:34.368
2 -			20.426	1:26.575	101.18	1.558	15:05:00.943
3 -	27.765	38.096	20.497	1:26.358	101.43	1.341	15:06:27.301
4 -	27.602	37.561	20.489	1:25.652	102.27	0.635	15:07:52.953
5 -			20.230	1:26.268	101.54	1.251	15:09:19.221
6 -	27.608	37.577	20.228	1:25.413	102.55	0.396	15:10:44.634
7 -			19.970	1:25.781	102.11	0.764	15:12:10.415
8 -			19.913	1:25.205 (3)	102.80	0.188	15:13:35.620
9 -			20.254	1:25.179 (2)	102.84	0.162	15:15:00.799
10 -			20.345	1:25.620	102.31	0.603	15:16:26.419
11 -			19.894	1:25.384	102.59	0.367	15:17:51.803
12 -	27.673	37.203	20.141	1:25.017 (1)	103.03		15:19:16.820
13 -	31.578	1:11.485	31.210	2:14.273	65.23	49.256	15:21:31.093
14 -			20.285	1:27.654	99.93	2.637	15:22:58.747

P2 2 FIT Lukas HALUSA			McLaren M23				
IDEAL LAP TIME : 1:24.841		BEST LAP TIME : 1:25.124		DIFFERENCE : 0.283			
LAP	SECTOR 1	SECTOR 2	SECTOR 3	LAP TIME	MPH	DIFF	TIME OF DAY
1 -		40.798	21.022	1:35.726	91.50	10.602	15:03:38.998
2 -	28.223	38.584	20.622	1:27.429	100.19	2.305	15:05:06.427
3 -	27.936	38.971	20.581	1:27.488	100.12	2.364	15:06:33.915
4 -	27.559	38.456	20.564	1:26.579	101.17	1.455	15:08:00.494
5 -	27.915	37.934	20.421	1:26.270	101.53	1.146	15:09:26.764
6 -	27.746	38.120	20.356	1:26.222	101.59	1.098	15:10:52.986
7 -	27.639	37.771	20.093	1:25.503	102.45	0.379	15:12:18.489
8 -	27.734	37.679	20.210	1:25.623	102.30	0.499	15:13:44.112
9 -	27.968	38.180	20.170	1:26.318	101.48	1.194	15:15:10.430
10 -	27.806	37.484	19.834	1:25.124 (1)	102.90		15:16:35.554
11 -	27.523	37.764	20.086	1:25.373 (2)	102.60	0.249	15:18:00.927
12 -	27.536	37.741	20.101	1:25.378 (3)	102.60	0.254	15:19:26.305
13 -	29.659	1:06.016	30.629	2:06.304	69.35	41.180	15:21:32.609
14 -	29.706	38.749	20.816	1:29.271	98.12	4.147	15:23:01.880

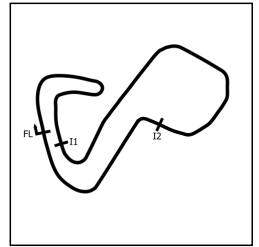
P3 78 HEA Warren BRIGGS			McLaren M29				
IDEAL LAP TIME : 1:24.871		BEST LAP TIME : 1:25.226		DIFFERENCE : 0.355			
LAP	SECTOR 1	SECTOR 2	SECTOR 3	LAP TIME	MPH	DIFF	TIME OF DAY
1 -		40.286	21.122	1:35.181	92.03	9.955	15:03:38.453
2 -	27.865	38.907	20.653	1:27.425	100.19	2.199	15:05:05.878
3 -	27.736	39.524	20.528	1:27.788	99.78	2.562	15:06:33.666
4 -	27.283	38.756	20.659	1:26.698	101.03	1.472	15:08:00.364
5 -	27.493	37.975	20.312	1:25.780	102.11	0.554	15:09:26.144
6 -	27.477	38.250	20.385	1:26.112	101.72	0.886	15:10:52.256
7 -	27.246	38.312	20.440	1:25.998	101.86	0.772	15:12:18.254
8 -	27.170	37.879	20.665	1:25.714	102.19	0.488	15:13:43.968
9 -	26.899	38.035	20.299	1:25.233 (2)	102.77	0.007	15:15:09.201
10 -	27.597	37.961	20.409	1:25.967	101.89	0.741	15:16:35.168
11 -	27.245	38.014	20.093	1:25.352 (3)	102.63	0.126	15:18:00.520
12 -	26.903	37.950	20.373	1:25.226 (1)	102.78		15:19:25.746
13 -	29.390	1:05.925	31.069	2:06.384	69.31	41.158	15:21:32.130
14 -	29.992	38.769	21.311	1:30.072	97.25	4.846	15:23:02.202

Weather / Track : Sunny / Dry

Brands Hatch GP
 Circuit Length = 2.4332 miles
 Start: 15:02 Flag 15:22 End: 15:23

Masters Historic Formula One

RACE 1 - SECTOR ANALYSIS



SECTOR 1 = FL to I1, SECTOR 2 = I1 to I2, SECTOR 3 = I2 to FL, DIFF = Difference To Personal Best Lap, P = Crossed Finish Line in Pit Lane, D = Time Disallowed

P4		16 LAU		Mark HAZELL		Williams FW08C	
IDEAL LAP TIME : 1:25.560		BEST LAP TIME : 1:25.765		DIFFERENCE : 0.205			
LAP	SECTOR 1	SECTOR 2	SECTOR 3	LAP TIME	MPH	DIFF	TIME OF DAY
1 -		41.195	21.513	1:38.475	88.95	12.710	15:03:41.747
2 -	28.293	39.578	20.459	1:28.330	99.17	2.565	15:05:10.077
3 -	27.477	37.788	20.500	1:25.765 (1)	102.13		15:06:35.842
4 -	27.907	37.882	20.752	1:26.541	101.22	0.776	15:08:02.383
5 -	27.502	38.348	20.786	1:26.636	101.11	0.871	15:09:29.019
6 -	27.747	38.443	20.521	1:26.711	101.02	0.946	15:10:55.730
7 -	27.583	38.001	20.402	1:25.986 (2)	101.87	0.221	15:12:21.716
8 -	27.654	38.342	20.295	1:26.291 (3)	101.51	0.526	15:13:48.007
9 -	27.784	38.033	20.812	1:26.629	101.11	0.864	15:15:14.636
10 -	28.073	38.556	20.571	1:27.200	100.45	1.435	15:16:41.836
11 -	28.365	38.491	20.594	1:27.450	100.16	1.685	15:18:09.286
12 -	27.676	38.197	20.522	1:26.395	101.39	0.630	15:19:35.681
13 -	31.720	55.449	30.547	1:57.716	74.41	31.951	15:21:33.397
14 -	29.612	38.827	20.650	1:29.089	98.32	3.324	15:23:02.486

P5		3 LAU		Ian SIMMONDS		Tyrrell 012	
IDEAL LAP TIME : 1:26.461		BEST LAP TIME : 1:26.654		DIFFERENCE : 0.193			
LAP	SECTOR 1	SECTOR 2	SECTOR 3	LAP TIME	MPH	DIFF	TIME OF DAY
1 -		41.560	22.058	1:38.654	88.79	12.000	15:03:41.926
2 -	28.594	40.244	20.710	1:29.548	97.82	2.894	15:05:11.474
3 -	27.514	38.493	20.647	1:26.654 (1)	101.08		15:06:38.128
4 -	27.501	38.572	20.647	1:26.720 (2)	101.01	0.066	15:08:04.848
5 -	27.556	38.903	20.672	1:27.131	100.53	0.477	15:09:31.979
6 -	27.834	38.429	20.629	1:26.892 (3)	100.81	0.238	15:10:58.871
7 -	27.526	39.113	20.941	1:27.580	100.02	0.926	15:12:26.451
8 -	28.054	39.512	21.037	1:28.603	98.86	1.949	15:13:55.054
9 -	28.018	38.828	20.740	1:27.586	100.01	0.932	15:15:22.640
10 -	27.901	38.331	20.672	1:26.904	100.79	0.250	15:16:49.544
11 -	27.988	38.670	20.838	1:27.496	100.11	0.842	15:18:17.040
12 -	27.803	38.924	22.728	1:29.455	97.92	2.801	15:19:46.495
13 -	31.239	46.554	29.820	1:47.613	81.40	20.959	15:21:34.108
14 -	29.224	39.491	20.662	1:29.377	98.01	2.723	15:23:03.485

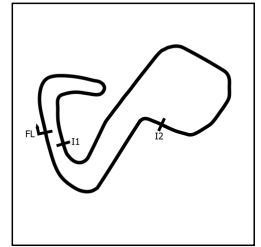
P6		18 FIT		Marc DEVIS		Surtees TS16	
IDEAL LAP TIME : 1:26.386		BEST LAP TIME : 1:26.412		DIFFERENCE : 0.026			
LAP	SECTOR 1	SECTOR 2	SECTOR 3	LAP TIME	MPH	DIFF	TIME OF DAY
1 -		40.419	21.229	1:39.320	88.19	12.908	15:03:42.592
2 -	28.523	40.457	20.788	1:29.768	97.58	3.356	15:05:12.360
3 -	27.808	38.488	20.608	1:26.904	100.79	0.492	15:06:39.264
4 -	27.571	38.340	20.501	1:26.412 (1)	101.37		15:08:05.676
5 -	27.691	38.530	20.649	1:26.870 (3)	100.83	0.458	15:09:32.546
6 -	27.619	38.615	20.551	1:26.785 (2)	100.93	0.373	15:10:59.331
7 -	27.545	39.017	20.915	1:27.477	100.13	1.065	15:12:26.808
8 -	27.974	39.566	20.984	1:28.524	98.95	2.112	15:13:55.332
9 -	28.159	38.788	20.788	1:27.735	99.84	1.323	15:15:23.067
10 -	27.919	38.622	20.646	1:27.187	100.47	0.775	15:16:50.254
11 -	27.819	38.792	20.613	1:27.224	100.42	0.812	15:18:17.478
12 -	28.135	38.670	22.773	1:29.578	97.79	3.166	15:19:47.056
13 -	31.542	46.259	29.879	1:47.680	81.35	21.268	15:21:34.736
14 -	28.920	39.494	21.019	1:29.433	97.94	3.021	15:23:04.169

Weather / Track : Sunny / Dry

Brands Hatch GP
 Circuit Length = 2.4332 miles
 Start: 15:02 Flag 15:22 End: 15:23

Masters Historic Formula One

RACE 1 - SECTOR ANALYSIS



SECTOR 1 = FL to I1, SECTOR 2 = I1 to I2, SECTOR 3 = I2 to FL, DIFF = Difference To Personal Best Lap, P = Crossed Finish Line in Pit Lane, D = Time Disallowed

P7 93 HEA Mark HARRISON		Shadow DN9					
IDEAL LAP TIME : 1:27.304		BEST LAP TIME : 1:27.441		DIFFERENCE : 0.137			
LAP	SECTOR 1	SECTOR 2	SECTOR 3	LAP TIME	MPH	DIFF	TIME OF DAY
1 -		41.360	21.571	1:37.640	89.71	10.199	15:03:40.912
2 -	28.542	43.546	21.554	1:33.642	93.54	6.201	15:05:14.554
3 -	28.522	40.077	20.957	1:29.556	97.81	2.115	15:06:44.110
4 -	27.981	39.935	21.003	1:28.919	98.51	1.478	15:08:13.029
5 -	28.181	39.485	20.822	1:28.488	98.99	1.047	15:09:41.517
6 -	27.998	39.281	20.763	1:28.042	99.49	0.601	15:11:09.559
7 -	28.009	39.172	20.679	1:27.860 (3)	99.70	0.419	15:12:37.419
8 -	27.976	39.203	20.671	1:27.850 (2)	99.71	0.409	15:14:05.269
9 -	28.011	38.674	20.756	1:27.441 (1)	100.18		15:15:32.710
10 -	28.228	39.662	20.779	1:28.669	98.79	1.228	15:17:01.379
11 -	28.098	39.276	20.654	1:28.028	99.51	0.587	15:18:29.407
12 -	28.029	40.059	21.801	1:29.889	97.45	2.448	15:19:59.296
13 -	30.751	41.270	24.460	1:36.481	90.79	9.040	15:21:35.777
14 -	28.518	39.482	20.927	1:28.927	98.50	1.486	15:23:04.704

P8 23 HEA Ken TYRRELL		Tyrrell 011					
IDEAL LAP TIME : 1:27.058		BEST LAP TIME : 1:27.414		DIFFERENCE : 0.356			
LAP	SECTOR 1	SECTOR 2	SECTOR 3	LAP TIME	MPH	DIFF	TIME OF DAY
1 -		43.024	21.288	1:40.858	86.85	13.444	15:03:44.130
2 -	28.494	41.050	21.313	1:30.857	96.41	3.443	15:05:14.987
3 -	28.913	40.169	21.144	1:30.226	97.08	2.812	15:06:45.213
4 -	28.103	39.729	21.054	1:28.886	98.55	1.472	15:08:14.099
5 -	27.803	39.569	20.957	1:28.329	99.17	0.915	15:09:42.428
6 -	27.835	39.412	20.814	1:28.061	99.47	0.647	15:11:10.489
7 -	27.869	39.434	20.559	1:27.862	99.70	0.448	15:12:38.351
8 -	27.576	39.440	20.705	1:27.721 (3)	99.86	0.307	15:14:06.072
9 -	27.858	39.675	20.898	1:28.431	99.05	1.017	15:15:34.503
10 -	27.576	39.190	20.648	1:27.414 (1)	100.21		15:17:01.917
11 -	27.945	39.801	20.810	1:28.556	98.91	1.142	15:18:30.473
12 -	27.720	40.554	23.421	1:31.695	95.53	4.281	15:20:02.168
13 -	30.865	42.533	22.330	1:35.728	91.50	8.314	15:21:37.896
14 -	27.771	38.923	20.918	1:27.612 (2)	99.98	0.198	15:23:05.508

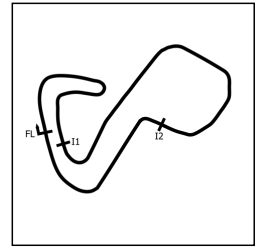
P9 49 HEA Neil GLOVER		Arrows A5					
IDEAL LAP TIME : 1:27.616		BEST LAP TIME : 1:27.964		DIFFERENCE : 0.348			
LAP	SECTOR 1	SECTOR 2	SECTOR 3	LAP TIME	MPH	DIFF	TIME OF DAY
1 -		42.593	21.284	1:41.863	85.99	13.899	15:03:45.135
2 -	29.009	40.121	21.484	1:30.614	96.67	2.650	15:05:15.749
3 -	29.087	39.640	21.085	1:29.812	97.53	1.848	15:06:45.561
4 -	28.578	39.414	21.159	1:29.151	98.25	1.187	15:08:14.712
5 -	28.554	38.935	20.909	1:28.398	99.09	0.434	15:09:43.110
6 -	28.061	38.981	21.093	1:28.135	99.39	0.171	15:11:11.245
7 -	28.236	38.955	20.782	1:27.973 (2)	99.57	0.009	15:12:39.218
8 -	28.320	39.352	21.079	1:28.751	98.70	0.787	15:14:07.969
9 -	28.007	38.827	21.130	1:27.964 (1)	99.58		15:15:35.933
10 -	28.221	38.904	20.870	1:27.995 (3)	99.54	0.031	15:17:03.928
11 -	28.120	39.019	21.103	1:28.242	99.27	0.278	15:18:32.170
12 -	28.843	39.867	23.305	1:32.015	95.20	4.051	15:20:04.185
13 -	31.367	43.840	22.716	1:37.923	89.45	9.959	15:21:42.108
14 -	28.878	39.244	21.380	1:29.502	97.87	1.538	15:23:11.610

Weather / Track : Sunny / Dry

Brands Hatch GP
Circuit Length = 2.4332 miles
Start: 15:02 Flag 15:22 End: 15:23

Masters Historic Formula One

RACE 1 - SECTOR ANALYSIS



SECTOR 1 = FL to I1, SECTOR 2 = I1 to I2, SECTOR 3 = I2 to FL, DIFF = Difference To Personal Best Lap, P = Crossed Finish Line in Pit Lane, D = Time Disallowed

P10		5 FIT		Jonathan HOLTZMAN		Tyrrell P-34	
IDEAL LAP TIME : 1:27.291		BEST LAP TIME : 1:27.345		DIFFERENCE : 0.054			
LAP	SECTOR 1	SECTOR 2	SECTOR 3	LAP TIME	MPH	DIFF	TIME OF DAY
1 -		43.051	21.786	1:43.622	84.53	16.277	15:03:46.894
2 -	28.835	40.923	21.765	1:31.523	95.71	4.178	15:05:18.417
3 -	28.834	40.192	21.159	1:30.185	97.13	2.840	15:06:48.602
4 -	28.235	39.196	20.939	1:28.370	99.12	1.025	15:08:16.972
5 -	28.468	38.962	20.677	1:28.107 (3)	99.42	0.762	15:09:45.079
6 -	27.980	38.873	20.492	1:27.345 (1)	100.29		15:11:12.424
7 -	28.253	38.819	20.551	1:27.623 (2)	99.97	0.278	15:12:40.047
8 -	28.001	39.748	20.724	1:28.473	99.01	1.128	15:14:08.520
9 -	28.151	39.258	20.891	1:28.300	99.20	0.955	15:15:36.820
10 -	28.477	38.933	20.837	1:28.247	99.26	0.902	15:17:05.067
11 -	28.038	39.631	20.658	1:28.327	99.17	0.982	15:18:33.394
12 -	29.052	39.194	23.170	1:31.416	95.82	4.071	15:20:04.810
13 -	32.597	42.851	22.211	1:37.659	89.69	10.314	15:21:42.469
14 -	29.024	39.251	21.021	1:29.296	98.09	1.951	15:23:11.765

P11		32 FIT		Philip HALL		Theodore TR1	
IDEAL LAP TIME : 1:25.839		BEST LAP TIME : 1:25.986		DIFFERENCE : 0.147			
LAP	SECTOR 1	SECTOR 2	SECTOR 3	LAP TIME	MPH	DIFF	TIME OF DAY
1 -		40.146	20.944	1:37.899	89.47	11.913	15:03:41.171
2 -	28.558	38.977	20.565	1:28.100	99.43	2.114	15:05:09.271
3 -	27.641	38.032	20.480	1:26.153 (2)	101.67	0.167	15:06:35.424
4 -	27.934	37.829	20.565	1:26.328 (3)	101.47	0.342	15:08:01.752
5 -	27.796	38.327	20.748	1:26.871	100.83	0.885	15:09:28.623
6 -	27.845	38.449	20.374	1:26.668	101.07	0.682	15:10:55.291
7 -	27.709	37.908	20.369	1:25.986 (1)	101.87		15:12:21.277
8 -	27.733	38.055	20.558	1:26.346	101.45	0.360	15:13:47.623
9 -	27.811	38.142	20.642	1:26.595	101.15	0.609	15:15:14.218
10 -	28.100	38.550	20.653	1:27.303	100.33	1.317	15:16:41.521
11 -	28.209	39.226	23.282	1:30.717	96.56	4.731	15:18:12.238

P12		19 FIT		Chris PERKINS		Surtees TS14	
IDEAL LAP TIME : 1:30.541		BEST LAP TIME : 1:30.932		DIFFERENCE : 0.391			
LAP	SECTOR 1	SECTOR 2	SECTOR 3	LAP TIME	MPH	DIFF	TIME OF DAY
1 -		41.801	21.200	1:41.227 (2)	86.53	10.295	15:03:44.499
2 -	29.212	40.129	21.591	1:30.932 (1)	96.33		15:05:15.431

Masters Historic Formula One

RACE 1 - BEST SECTORS

SECTOR 1			SECTOR 2			SECTOR 3			IDEAL / BEST COMPARISON						
POS	NO	NAME	TIME	NO	NAME	TIME	NO	NAME	TIME	POS	NO	NAME	IDEAL	BEST	DIFF
													PERFECT LAP	1:23.936	
1	78	BRIGGS	26.899	77	HARTLEY	37.203	2	HALUSA	19.834	1	77	HARTLEY	1:24.699	1:25.017	0.318
2	16	HAZELL	27.477	2	HALUSA	37.484	77	HARTLEY	19.894	2	2	HALUSA	1:24.841	1:25.124	0.283
3	3	SIMMONDS	27.501	16	HAZELL	37.788	78	BRIGGS	20.093	3	78	BRIGGS	1:24.871	1:25.226	0.355
4	2	HALUSA	27.523	32	HALL	37.829	16	HAZELL	20.295	4	16	HAZELL	1:25.560	1:25.765	0.205
5	18	DEVIS	27.545	78	BRIGGS	37.879	32	HALL	20.369	5	32	HALL	1:25.839	1:25.986	0.147
6	23	TYRRELL	27.576	3	SIMMONDS	38.331	5	HOLTZMAN	20.492	6	18	DEVIS	1:26.386	1:26.412	0.026
7	77	HARTLEY	27.602	18	DEVIS	38.340	18	DEVIS	20.501	7	3	SIMMONDS	1:26.461	1:26.654	0.193
8	32	HALL	27.641	93	HARRISON	38.674	23	TYRRELL	20.559	8	23	TYRRELL	1:27.058	1:27.414	0.356
9	93	HARRISON	27.976	5	HOLTZMAN	38.819	3	SIMMONDS	20.629	9	5	HOLTZMAN	1:27.291	1:27.345	0.054
10	5	HOLTZMAN	27.980	49	GLOVER	38.827	93	HARRISON	20.654	10	93	HARRISON	1:27.304	1:27.441	0.137
11	49	GLOVER	28.007	23	TYRRELL	38.923	49	GLOVER	20.782	11	49	GLOVER	1:27.616	1:27.964	0.348
12	19	PERKINS	29.212	19	PERKINS	40.129	19	PERKINS	21.200	12	19	PERKINS	1:30.541	1:30.932	0.391

Weather / Track : Sunny / Dry

Results can be found at www.tsl-timing.com

Brands Hatch GP
 Circuit Length = 2.4332 miles
 Start: 15:02 Flag 15:22 End: 15:23

Printed - 15:27 Saturday, 29 May 2021

Masters Historic Formula One

RACE 1 - STATISTICS

Competitors Started 12
Planned Start 2021-05-29 @ 14:55:00.000
Actual Start 2021-05-29 @ 15:02:03.271
Finish Time 2021-05-29 @ 15:22:57.427
Track Length 2.4332mi.
Total Laps 153
Total Distance Covered 372.2933mi.

Session Fastest Lap History

NO	CL	NAME	LAP TIME	TIME OF DAY	LAP	VEHICLE
77	HEA	Steve HARTLEY	1:31.096	15:03:34.374	1	McLaren MP4/1
77	HEA	Steve HARTLEY	1:26.575	15:05:00.950	2	McLaren MP4/1
77	HEA	Steve HARTLEY	1:26.358	15:06:27.301	3	McLaren MP4/1
32	FIT	Philip HALL	1:26.153	15:06:35.433	3	Theodore TR1
16	LAU	Mark HAZELL	1:25.765	15:06:35.845	3	Williams FW08C
77	HEA	Steve HARTLEY	1:25.652	15:07:52.953	4	McLaren MP4/1
77	HEA	Steve HARTLEY	1:25.413	15:10:44.641	6	McLaren MP4/1
77	HEA	Steve HARTLEY	1:25.205	15:13:35.620	8	McLaren MP4/1
77	HEA	Steve HARTLEY	1:25.179	15:15:00.805	9	McLaren MP4/1
2	FIT	Lukas HALUSA	1:25.124	15:16:35.563	10	McLaren M23
77	HEA	Steve HARTLEY	1:25.017	15:19:16.827	12	McLaren MP4/1

Session Leader History

NO	CL	NAME	FROM LAP	LAPS LED	DISTANCE	VEHICLE
77	HEA	Steve HARTLEY	1	14	34.06 miles	McLaren MP4/1

Flag History

TYPE	TIME OF DAY
GREEN	15:02:03.271
SAFETY	15:19:25.453
GREEN	15:21:29.636
FINISH	15:22:57.427

Flag Statistics

TYPE	COUNT	TOTAL LAPS	TOTAL TIME
Green	2	14	19:26.029
Red	0	0	0.000
Safety Car	1	0	2:04.182
FCY	0	0	0.000

Weather / Track : Sunny / Dry

Masters Historic Formula One

RACE 1 - STATISTICS

CLASS : FIT

5 Starters

Fastest Lap History

NO	NAME	LAP TIME	TIME OF DAY	LAP	VEHICLE
2	Lukas HALUSA	1:35.726	15:03:39.007	1	McLaren M23
2	Lukas HALUSA	1:27.429	15:05:06.435	2	McLaren M23
32	Philip HALL	1:26.153	15:06:35.433	3	Theodore TR1
2	Lukas HALUSA	1:25.503	15:12:18.498	7	McLaren M23
2	Lukas HALUSA	1:25.124	15:16:35.563	10	McLaren M23

Leader History

NO	NAME	FROM LAP	LAPS LED	DISTANCE	VEHICLE
2	Lukas HALUSA	1	14	34.06 miles	McLaren M23

Masters Historic Formula One

RACE 1 - STATISTICS

CLASS : LAU

2 Starters

Fastest Lap History

NO	NAME	LAP TIME	TIME OF DAY	LAP	VEHICLE
16	Mark HAZELL	1:38.475	15:03:41.749	1	Williams FW08C
16	Mark HAZELL	1:28.330	15:05:10.079	2	Williams FW08C
16	Mark HAZELL	1:25.765	15:06:35.845	3	Williams FW08C

Leader History

NO	NAME	FROM LAP	LAPS LED	DISTANCE	VEHICLE
16	Mark HAZELL	1	14	34.06 miles	Williams FW08C

Masters Historic Formula One

RACE 1 - STATISTICS

CLASS : HEA

5 Starters

Fastest Lap History


NO	NAME	LAP TIME	TIME OF DAY	LAP	VEHICLE
77	Steve HARTLEY	1:31.096	15:03:34.374	1	McLaren MP4/1
77	Steve HARTLEY	1:26.575	15:05:00.950	2	McLaren MP4/1
77	Steve HARTLEY	1:26.358	15:06:27.301	3	McLaren MP4/1
77	Steve HARTLEY	1:25.652	15:07:52.953	4	McLaren MP4/1
77	Steve HARTLEY	1:25.413	15:10:44.641	6	McLaren MP4/1
77	Steve HARTLEY	1:25.205	15:13:35.620	8	McLaren MP4/1
77	Steve HARTLEY	1:25.179	15:15:00.805	9	McLaren MP4/1
77	Steve HARTLEY	1:25.017	15:19:16.827	12	McLaren MP4/1

Leader History

NO	NAME	FROM LAP	LAPS LED	DISTANCE	VEHICLE
77	Steve HARTLEY	1	14	34.06 miles	McLaren MP4/1

Masters Historic Formula One
RACE 8 - GRID (25 minutes)

ROW 6	11	32 Philip HALL	12	19 Chris PERKINS
ROW 5	9	49 Neil GLOVER	10	5 Jonathan HOLTZMAN
ROW 4	7	93 Mark HARRISON	8	23 Ken TYRRELL
ROW 3	5	3 Ian SIMMONDS	6	18 Marc DEVIS
ROW 2	3	2 Lukas HALUSA	4	77 Steve HARTLEY
ROW 1	1	16 Mark HAZELL Pole	2	78 Warren BRIGGS



Top 4 reversed

Brands Hatch GP
 Circuit Length = 2.4332 miles

Chief Steward : Rod Parkin	Steward : Tony Johnstone	Steward : Bill Shewan
----------------------------	--------------------------	-----------------------

Results can be found at www.tsl-timing.com

Printed - 15:55 Saturday, 29 May 2021



Masters Historic Formula One

RACE 7 - CLASSIFICATION - PROVISIONAL

POS	NO	CL	PIC NAME	NAT	ENTRY	LAPS	TIME	GAP	DIFF	MPH	BEST	ON
1	77	HEA	1 Steve HARTLEY	GB	McLaren MP4/1	18	25:39.844			102.39	1:23.009	14
2	2	FIT	1 Lukas HALUSA	AT	McLaren M23	18	26:02.473	22.629	22.629	100.91	1:25.563	9
3	16	LAU	1 Mark HAZELL	GB	Williams FW08C	18	26:08.124	28.280	5.651	100.55	1:26.013	9
4	78	HEA	2 Warren BRIGGS	NZ	McLaren M29	18	26:12.747	32.903	4.623	100.25	1:26.149	9
5	3	LAU	2 Ian SIMMONDS	GB	Tyrrell 012	18	26:35.928	56.084	23.181	98.79	1:27.162	6
6	32	FIT	2 Philip HALL	GB	Theodore TR1	18	26:41.912	1:02.068	5.984	98.43	1:27.511	6
7	93	HEA	3 Mark HARRISON	GB	Shadow DN9	18	26:48.356	1:08.512	6.444	98.03	1:27.300	11
8	5	FIT	3 Jonathan HOLTZMAN	US	Tyrrell P-34	17	25:47.742	1 Lap	1 Lap	96.21	1:28.287	12
9	49	HEA	4 Neil GLOVER	GB	Arrows A5	14	20:56.136	4 Laps	3 Laps	97.63	1:28.020	7

NOT CLASSIFIED

NC	18	FIT	Marc DEVIS	BE	Surtees TS16	4	5:58.845	14 Laps	10 Laps	97.64	1:27.379	3
NC	23	HEA	Ken TYRRELL	US	Tyrrell 011	4	6:04.587	14 Laps	5.742	96.10	1:28.576	4
NC	19	FIT	Chris PERKINS	GB	Surtees TS14	0						

FASTEST LAP

77	HEA	Steve HARTLEY	GB	McLaren MP4/1	14	1:23.009	105.52 mph	169.83 kph
2	FIT	Lukas HALUSA	AT	McLaren M23	9	1:25.563	102.37 mph	164.76 kph
16	LAU	Mark HAZELL	GB	Williams FW08C	9	1:26.013	101.84 mph	163.90 kph

Weather / Track : Sunny / Dry

These results are provisional until the conclusion of any judicial and technical matters.

Brands Hatch GP: 2.4332 miles

Race Distance: 18 Laps / 43.79 miles

Start: 15:10 Flag 15:36 End: 15:38

Race Director : Richard Cuene-Grandidier 15:40

Stewards :

Timekeeper : Sarah Evans

Results can be found at www.tsl-timing.com

Printed - 15:40 Sunday, 30 May 2021





Masters Historic Formula One

RACE 7 - CLASSIFICATION BY CLASS - PROVISIONAL

CLASS : HF1 - FIT

POS	NO	NAME	NAT	ENTRY	LAPS	TIME	GAP	DIFF	MPH	BEST	ON
1	2	Lukas HALUSA	AT	McLaren M23	18	26:02.473			100.91	1:25.563	9
2	32	Philip HALL	GB	Theodore TR1	18	26:41.912	39.439	39.439	98.43	1:27.511	6
3	5	Jonathan HOLTZMAN	US	Tyrrell P-34	17	25:47.742	1 Lap	1 Lap	96.21	1:28.287	12
NC	18	Marc DEVIS	BE	Surtees TS16	4	5:58.845	14 Laps	13 Laps	97.64	1:27.379	3
NC	19	Chris PERKINS	GB	Surtees TS14	0		18 Laps	4 Laps			

CLASS : HF1 - LAU

POS	NO	NAME	NAT	ENTRY	LAPS	TIME	GAP	DIFF	MPH	BEST	ON
1	16	Mark HAZELL	GB	Williams FW08C	18	26:08.124			100.55	1:26.013	9
2	3	Ian SIMMONDS	GB	Tyrrell 012	18	26:35.928	27.804	27.804	98.79	1:27.162	6

CLASS : HF1 - HEA

POS	NO	NAME	NAT	ENTRY	LAPS	TIME	GAP	DIFF	MPH	BEST	ON
1	77	Steve HARTLEY	GB	McLaren MP4/1	18	25:39.844			102.39	1:23.009	14
2	78	Warren BRIGGS	NZ	McLaren M29	18	26:12.747	32.903	32.903	100.25	1:26.149	9
3	93	Mark HARRISON	GB	Shadow DN9	18	26:48.356	1:08.512	35.609	98.03	1:27.300	11
4	49	Neil GLOVER	GB	Arrows A5	14	20:56.136	4 Laps	4 Laps	97.63	1:28.020	7
NC	23	Ken TYRRELL	US	Tyrrell 011	4	6:04.587	14 Laps	10 Laps	96.10	1:28.576	4

FASTEST LAP

77	HEA	Steve HARTLEY	GB	McLaren MP4/1 -	14	1:23.009	105.52 mph	169.83 kph
2	FIT	Lukas HALUSA	AT	McLaren M23 -	9	1:25.563	102.37 mph	164.76 kph
16	LAU	Mark HAZELL	GB	Williams FW08C -	9	1:26.013	101.84 mph	163.90 kph

Weather / Track : Sunny / Dry

These results are provisional until the conclusion of any judicial and technical matters.

Brands Hatch GP: 2.4332 miles

Race Distance: 18 Laps / 43.79 miles

Start: 15:10 Flag 15:36 End: 15:38

Race Director : Richard Cuene-Grandidier 15:40

Stewards :

Timekeeper : Sarah Evans

Results can be found at www.tsl-timing.com

Printed - 15:40 Sunday, 30 May 2021



Masters Historic Formula One

RACE 7 - LAP CHART

LAP 1 @ 15:12:06.183			LAP 2 @ 15:13:33.761			LAP 3 @ 15:15:00.675			LAP 4 @ 15:16:27.864			LAP 5 @ 15:17:54.187		
NO	BEHIND	LAP TIME	NO	BEHIND	LAP TIME	NO	BEHIND	LAP TIME	NO	BEHIND	LAP TIME	NO	BEHIND	LAP TIME
16		1:31.202	16		1:27.578	16		1:26.914	16		1:27.189	16		1:26.323
2	0.915	1:32.117	2	0.419	1:27.082	2	0.369	1:26.864	77	0.143	1:26.567	77	0.146	1:26.326
77	1.207	1:32.409	77	0.801	1:27.172	77	0.765	1:26.878	2	0.567	1:27.387	2	1.108	1:26.864
78	2.818	1:34.020	78	2.339	1:27.099	78	2.670	1:27.245	78	2.139	1:26.658	78	2.271	1:26.455
3	3.365	1:34.567	3	4.009	1:28.222	3	5.181	1:28.086	3	5.305	1:27.313	3	6.581	1:27.599
18	3.953	1:35.155	18	5.294	1:28.919	18	5.759	1:27.379	18	5.962	1:27.392	32	14.798	1:29.087
23	5.454	1:36.656	23	7.609	1:29.733	23	10.317	1:29.622	23	11.704	1:28.576	49	17.003	1:28.340
49	7.362	1:38.564	32	10.269	1:29.978	32	11.304	1:27.949	32	12.034	1:27.919	93	22.795	1:28.885
32	7.869	1:39.071	49	11.491	1:31.707	49	13.530	1:28.953	49	14.986	1:28.645	5	37.436	1:29.195
5	9.955	1:41.157	93	16.077	1:32.263	93	19.217	1:30.054	93	20.233	1:28.205			
93	11.392	1:42.594	5	24.581	1:42.204	5	31.672	1:34.005	5	34.564	1:30.081			

Weather / Track : Sunny / Dry

Results can be found at www.tsl-timing.com

Page 1 of 4

Brands Hatch GP
 Circuit Length = 2.4332 miles
 Start: 15:10 Flag 15:36 End: 15:38

Printed - 15:45 Sunday, 30 May 2021

Masters Historic Formula One

RACE 7 - LAP CHART

LAP 6 @ 15:19:18.901			LAP 7 @ 15:20:43.029			LAP 8 @ 15:22:06.877			LAP 9 @ 15:23:30.997			LAP 10 @ 15:24:55.089		
NO	BEHIND	LAP TIME	NO	BEHIND	LAP TIME	NO	BEHIND	LAP TIME	NO	BEHIND	LAP TIME	NO	BEHIND	LAP TIME
77		1:24.568	77		1:24.128	77		1:23.848	77		1:24.120	77		1:24.092
2	2.349	1:25.955	2	5.018	1:26.797	2	7.491	1:26.321	2	8.934	1:25.563	2	11.231	1:26.389
16	3.293	1:28.007	16	6.203	1:27.038	16	8.738	1:26.383	16	10.631	1:26.013	16	12.764	1:26.225
78	4.890	1:27.333	78	7.572	1:26.810	78	10.308	1:26.584	78	12.337	1:26.149	78	15.295	1:27.050
3	9.029	1:27.162	3	13.338	1:28.437	3	17.416	1:27.926	3	21.850	1:28.554	3	25.991	1:28.233
32	17.595	1:27.511	32	21.458	1:27.991	32	25.983	1:28.373	32	30.058	1:28.195	32	33.870	1:27.904
49	20.749	1:28.460	49	24.641	1:28.020	49	28.882	1:28.089	49	33.248	1:28.486	49	37.392	1:28.236
93	25.979	1:27.898	93	29.593	1:27.742	93	33.588	1:27.843	93	37.105	1:27.637	93	40.971	1:27.958
5	41.476	1:28.754	5	46.305	1:28.957	5	51.540	1:29.083	5	56.455	1:29.035	5	1:01.497	1:29.134

Weather / Track : Sunny / Dry

Results can be found at www.tsl-timing.com

Page 2 of 4

Brands Hatch GP
Circuit Length = 2.4332 miles
Start: 15:10 Flag 15:36 End: 15:38

Printed - 15:45 Sunday, 30 May 2021

Masters Historic Formula One

RACE 7 - LAP CHART

LAP 11 @ 15:26:18.673			LAP 12 @ 15:27:42.770			LAP 13 @ 15:29:06.795			LAP 14 @ 15:30:29.804			LAP 15 @ 15:31:54.771		
NO	BEHIND	LAP TIME	NO	BEHIND	LAP TIME	NO	BEHIND	LAP TIME	NO	BEHIND	LAP TIME	NO	BEHIND	LAP TIME
77		1:23.584	77		1:24.097	77		1:24.025	77		1:23.009	77		1:24.967
2	13.230	1:25.583	2	15.035	1:25.902	2	17.246	1:26.236	2	20.650	1:26.413	2	22.005	1:26.322
16	15.604	1:26.424	16	18.224	1:26.717	16	21.066	1:26.867	16	24.587	1:26.530	16	26.352	1:26.732
78	18.446	1:26.735	78	22.023	1:27.674	78	24.689	1:26.691	78	28.466	1:26.786	78	30.067	1:26.568
3	30.479	1:28.072	3	34.000	1:27.618	3	38.299	1:28.324	3	43.178	1:27.888	3	46.568	1:28.357
32	38.315	1:28.029	32	41.872	1:27.654	32	46.116	1:28.269	32	51.733	1:28.626	32	54.735	1:27.969
49	43.325	1:29.517	49	48.339	1:29.111	49	53.624	1:29.310	49	1:01.313	1:30.698	93	1:04.052	1:27.676
93	44.687	1:27.300	93	49.459	1:28.869	93	54.034	1:28.600	93	1:01.343	1:30.318			
5	1:06.687	1:28.774	5	1:10.877	1:28.287	5	1:15.456	1:28.604	5	1:22.728	1:30.281			

Weather / Track : Sunny / Dry

Results can be found at www.tsl-timing.com

Page 3 of 4

Brands Hatch GP
Circuit Length = 2.4332 miles
Start: 15:10 Flag 15:36 End: 15:38

Printed - 15:45 Sunday, 30 May 2021

Masters Historic Formula One

RACE 7 - LAP CHART

LAP 16 @ 15:33:23.069			LAP 17 @ 15:34:48.793			LAP 18 @ 15:36:14.825		
NO	BEHIND	LAP TIME	NO	BEHIND	LAP TIME	NO	BEHIND	LAP TIME
77		1:28.298	77		1:25.724	77		1:26.032
5	1 Lap	1:32.576	5	1 Lap	1:28.617	5	1 Lap	1:28.998
2	20.253	1:26.546	2	21.577	1:27.048	2	22.629	1:27.084
16	25.466	1:27.412	16	26.432	1:26.690	16	28.280	1:27.880
78	29.213	1:27.444	78	31.014	1:27.525	78	32.903	1:27.921
3	46.883	1:28.613	3	51.619	1:30.460	3	56.084	1:30.497
32	55.687	1:29.250	32	58.419	1:28.456	32	1:02.068	1:29.681
93	1:04.907	1:29.153	93	1:07.048	1:27.865	93	1:08.512	1:27.496

Weather / Track : Sunny / Dry

Results can be found at www.tsl-timing.com

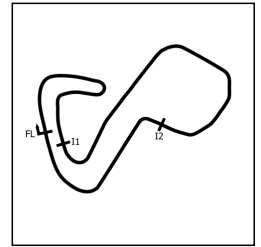
Page 4 of 4

Brands Hatch GP
Circuit Length = 2.4332 miles
Start: 15:10 Flag 15:36 End: 15:38

Printed - 15:45 Sunday, 30 May 2021

Masters Historic Formula One

RACE 7 - SECTOR ANALYSIS



SECTOR 1 = FL to I1, SECTOR 2 = I1 to I2, SECTOR 3 = I2 to FL, DIFF = Difference To Personal Best Lap, P = Crossed Finish Line in Pit Lane, D = Time Disallowed

P1		77 HEA Steve HARTLEY		McLaren MP4/1			
IDEAL LAP TIME :		BEST LAP TIME : 1:23.009		DIFFERENCE :			
LAP	SECTOR 1	SECTOR 2	SECTOR 3	LAP TIME	MPH	DIFF	TIME OF DAY
1 -			20.408	1:32.409	94.79	9.400	15:12:07.390
2 -			20.507	1:27.172	100.48	4.163	15:13:34.562
3 -			20.714	1:26.878	100.82	3.869	15:15:01.440
4 -			20.342	1:26.567	101.19	3.558	15:16:28.007
5 -			20.169	1:26.326	101.47	3.317	15:17:54.333
6 -			19.943	1:24.568	103.58	1.559	15:19:18.901
7 -			20.099	1:24.128	104.12	1.119	15:20:43.029
8 -			20.056	1:23.848 (3)	104.47	0.839	15:22:06.877
9 -			19.880	1:24.120	104.13	1.111	15:23:30.997
10 -			19.917	1:24.092	104.16	1.083	15:24:55.089
11 -			19.826	1:23.584 (2)	104.80	0.575	15:26:18.673
12 -			19.856	1:24.097	104.16	1.088	15:27:42.770
13 -			19.960	1:24.025	104.25	1.016	15:29:06.795
14 -			19.657	1:23.009 (1)	105.52		15:30:29.804
15 -			19.991	1:24.967	103.09	1.958	15:31:54.771
16 -			20.777	1:28.298	99.20	5.289	15:33:23.069
17 -			20.231	1:25.724	102.18	2.715	15:34:48.793
18 -			20.150	1:26.032	101.82	3.023	15:36:14.825

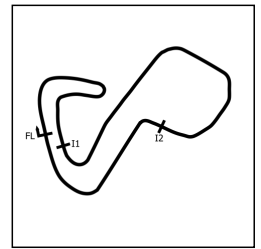
P2		2 FIT Lukas HALUSA		McLaren M23			
IDEAL LAP TIME : 1:25.164		BEST LAP TIME : 1:25.563		DIFFERENCE : 0.399			
LAP	SECTOR 1	SECTOR 2	SECTOR 3	LAP TIME	MPH	DIFF	TIME OF DAY
1 -	29.939	39.142	20.921	1:32.117	95.09	6.554	15:12:07.098
2 -	28.052	38.476	20.554	1:27.082	100.59	1.519	15:13:34.180
3 -	27.924	38.326	20.614	1:26.864	100.84	1.301	15:15:01.044
4 -	27.703	39.304	20.380	1:27.387	100.24	1.824	15:16:28.431
5 -	28.000	38.424	20.440	1:26.864	100.84	1.301	15:17:55.295
6 -	27.384	38.046	20.525	1:25.955	101.91	0.392	15:19:21.250
7 -	28.168	38.209	20.420	1:26.797	100.92	1.234	15:20:48.047
8 -	27.763	38.142	20.416	1:26.321	101.47	0.758	15:22:14.368
9 -	27.650	37.640	20.273	1:25.563 (1)	102.37		15:23:39.931
10 -	28.118	38.131	20.140	1:26.389	101.39	0.826	15:25:06.320
11 -	27.487	37.755	20.341	1:25.583 (2)	102.35	0.020	15:26:31.903
12 -	27.771	37.896	20.235	1:25.902 (3)	101.97	0.339	15:27:57.805
13 -	27.970	38.119	20.147	1:26.236	101.57	0.673	15:29:24.041
14 -	27.887	38.279	20.247	1:26.413	101.37	0.850	15:30:50.454
15 -	27.945	38.061	20.316	1:26.322	101.47	0.759	15:32:16.776
16 -	27.707	38.131	20.708	1:26.546	101.21	0.983	15:33:43.322
17 -	27.969	38.264	20.815	1:27.048	100.63	1.485	15:35:10.370
18 -	28.145	38.332	20.607	1:27.084	100.59	1.521	15:36:37.454

Weather / Track : Sunny / Dry

Brands Hatch GP
Circuit Length = 2.4332 miles
Start: 15:10 Flag 15:36 End: 15:38

Masters Historic Formula One

RACE 7 - SECTOR ANALYSIS



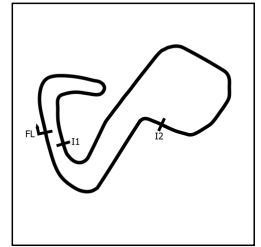
SECTOR 1 = FL to I1, SECTOR 2 = I1 to I2, SECTOR 3 = I2 to FL, DIFF = Difference To Personal Best Lap, P = Crossed Finish Line in Pit Lane, D = Time Disallowed

P3 16 LAU		Mark HAZELL		Williams FW08C			
IDEAL LAP TIME : 1:25.837		BEST LAP TIME : 1:26.013		DIFFERENCE : 0.176			
LAP	SECTOR 1	SECTOR 2	SECTOR 3	LAP TIME	MPH	DIFF	TIME OF DAY
1 -	29.520	39.155	20.748	1:31.202	96.04	5.189	15:12:06.183
2 -	28.226	38.753	20.599	1:27.578	100.02	1.565	15:13:33.761
3 -	27.786	38.475	20.653	1:26.914	100.78	0.901	15:15:00.675
4 -	27.445	39.225	20.519	1:27.189	100.46	1.176	15:16:27.864
5 -	27.679	38.238	20.406	1:26.323 (3)	101.47	0.310	15:17:54.187
6 -	27.813	39.515	20.679	1:28.007	99.53	1.994	15:19:22.194
7 -	28.034	38.244	20.760	1:27.038	100.64	1.025	15:20:49.232
8 -	27.663	38.146	20.574	1:26.383	101.40	0.370	15:22:15.615
9 -	27.379	38.058	20.576	1:26.013 (1)	101.84		15:23:41.628
10 -	27.676	38.052	20.497	1:26.225 (2)	101.59	0.212	15:25:07.853
11 -	27.699	38.177	20.548	1:26.424	101.35	0.411	15:26:34.277
12 -	27.831	38.177	20.709	1:26.717	101.01	0.704	15:28:00.994
13 -	27.775	38.403	20.689	1:26.867	100.84	0.854	15:29:27.861
14 -	27.733	38.241	20.556	1:26.530	101.23	0.517	15:30:54.391
15 -	27.618	38.355	20.759	1:26.732	100.99	0.719	15:32:21.123
16 -	27.845	38.475	21.092	1:27.412	100.21	1.399	15:33:48.535
17 -	27.600	38.284	20.806	1:26.690	101.04	0.677	15:35:15.225
18 -	28.071	38.818	20.991	1:27.880	99.67	1.867	15:36:43.105

P4 78 HEA		Warren BRIGGS		McLaren M29			
IDEAL LAP TIME : 1:25.845		BEST LAP TIME : 1:26.149		DIFFERENCE : 0.304			
LAP	SECTOR 1	SECTOR 2	SECTOR 3	LAP TIME	MPH	DIFF	TIME OF DAY
1 -	30.142	40.864	21.168	1:34.020	93.16	7.871	15:12:09.001
2 -	27.880	38.633	20.586	1:27.099	100.57	0.950	15:13:36.100
3 -	27.447	39.023	20.775	1:27.245	100.40	1.096	15:15:03.345
4 -	27.586	38.163	20.909	1:26.658	101.08	0.509	15:16:30.003
5 -	27.777	38.315	20.363	1:26.455 (2)	101.32	0.306	15:17:56.458
6 -	27.709	38.977	20.647	1:27.333	100.30	1.184	15:19:23.791
7 -	27.764	38.480	20.566	1:26.810	100.90	0.661	15:20:50.601
8 -	27.736	38.327	20.521	1:26.584	101.17	0.435	15:22:17.185
9 -	27.341	38.338	20.470	1:26.149 (1)	101.68		15:23:43.334
10 -	27.760	38.790	20.500	1:27.050	100.63	0.901	15:25:10.384
11 -	27.855	38.141	20.739	1:26.735	100.99	0.586	15:26:37.119
12 -	27.682	38.690	21.302	1:27.674	99.91	1.525	15:28:04.793
13 -	27.737	38.483	20.471	1:26.691	101.04	0.542	15:29:31.484
14 -	27.659	38.545	20.582	1:26.786	100.93	0.637	15:30:58.270
15 -	27.644	38.177	20.747	1:26.568 (3)	101.19	0.419	15:32:24.838
16 -	27.756	38.646	21.042	1:27.444	100.17	1.295	15:33:52.282
17 -	27.749	38.730	21.046	1:27.525	100.08	1.376	15:35:19.807
18 -	27.875	38.889	21.157	1:27.921	99.63	1.772	15:36:47.728

Masters Historic Formula One

RACE 7 - SECTOR ANALYSIS



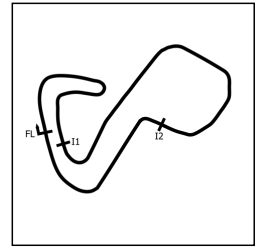
SECTOR 1 = FL to I1, SECTOR 2 = I1 to I2, SECTOR 3 = I2 to FL, DIFF = Difference To Personal Best Lap, P = Crossed Finish Line in Pit Lane, D = Time Disallowed

P5		3 LAU		Ian SIMMONDS		Tyrrell 012	
IDEAL LAP TIME : 1:27.162		BEST LAP TIME : 1:27.162		DIFFERENCE : 0.000			
LAP	SECTOR 1	SECTOR 2	SECTOR 3	LAP TIME	MPH	DIFF	TIME OF DAY
1 -	30.406	40.319	21.095	1:34.567	92.63	7.405	15:12:09.548
2 -	28.109	39.340	20.773	1:28.222	99.29	1.060	15:13:37.770
3 -	27.866	38.992	21.228	1:28.086	99.44	0.924	15:15:05.856
4 -	27.873	38.769	20.671	1:27.313 (2)	100.32	0.151	15:16:33.169
5 -	28.063	38.813	20.723	1:27.599 (3)	99.99	0.437	15:18:00.768
6 -	27.802	38.711	20.649	1:27.162 (1)	100.50		15:19:27.930
7 -	28.104	39.505	20.828	1:28.437	99.05	1.275	15:20:56.367
8 -	27.876	39.241	20.809	1:27.926	99.62	0.764	15:22:24.293
9 -	28.056	39.694	20.804	1:28.554	98.92	1.392	15:23:52.847
10 -	28.119	39.216	20.898	1:28.233	99.28	1.071	15:25:21.080
11 -	27.997	39.284	20.791	1:28.072	99.46	0.910	15:26:49.152
12 -	28.086	38.846	20.686	1:27.618	99.97	0.456	15:28:16.770
13 -	28.142	39.275	20.907	1:28.324	99.17	1.162	15:29:45.094
14 -	28.148	38.880	20.860	1:27.888	99.67	0.726	15:31:12.982
15 -	28.372	39.150	20.835	1:28.357	99.14	1.195	15:32:41.339
16 -	28.408	39.152	21.053	1:28.613	98.85	1.451	15:34:09.952
17 -	28.640	40.369	21.451	1:30.460	96.83	3.298	15:35:40.412
18 -	28.504	40.128	21.865	1:30.497	96.79	3.335	15:37:10.909

P6		32 FIT		Philip HALL		Theodore TR1	
IDEAL LAP TIME : 1:27.205		BEST LAP TIME : 1:27.511		DIFFERENCE : 0.306			
LAP	SECTOR 1	SECTOR 2	SECTOR 3	LAP TIME	MPH	DIFF	TIME OF DAY
1 -	31.688	41.959	20.999	1:39.071	88.41	11.560	15:12:14.052
2 -	29.010	40.067	20.901	1:29.978	97.35	2.467	15:13:44.030
3 -	28.177	38.889	20.883	1:27.949	99.60	0.438	15:15:11.979
4 -	28.143	38.962	20.814	1:27.919	99.63	0.408	15:16:39.898
5 -	28.335	39.919	20.833	1:29.087	98.32	1.576	15:18:08.985
6 -	28.150	38.662	20.699	1:27.511 (1)	100.09		15:19:36.496
7 -	27.917	39.337	20.737	1:27.991	99.55	0.480	15:21:04.487
8 -	28.285	39.381	20.707	1:28.373	99.12	0.862	15:22:32.860
9 -	28.742	38.641	20.812	1:28.195	99.32	0.684	15:24:01.055
10 -	28.156	38.929	20.819	1:27.904 (3)	99.65	0.393	15:25:28.959
11 -	28.298	38.907	20.824	1:28.029	99.51	0.518	15:26:56.988
12 -	28.197	38.711	20.746	1:27.654 (2)	99.93	0.143	15:28:24.642
13 -	28.447	38.952	20.870	1:28.269	99.24	0.758	15:29:52.911
14 -	28.832	38.751	21.043	1:28.626	98.84	1.115	15:31:21.537
15 -	28.499	38.589	20.881	1:27.969	99.57	0.458	15:32:49.506
16 -	29.285	38.745	21.220	1:29.250	98.14	1.739	15:34:18.756
17 -	28.373	38.673	21.410	1:28.456	99.03	0.945	15:35:47.212
18 -	28.376	39.646	21.659	1:29.681	97.67	2.170	15:37:16.893

Masters Historic Formula One

RACE 7 - SECTOR ANALYSIS



SECTOR 1 = FL to I1, SECTOR 2 = I1 to I2, SECTOR 3 = I2 to FL, DIFF = Difference To Personal Best Lap, P = Crossed Finish Line in Pit Lane, D = Time Disallowed

P7 93 HEA Mark HARRISON		Shadow DN9					
IDEAL LAP TIME : 1:27.156		BEST LAP TIME : 1:27.300					
		DIFFERENCE : 0.144					
LAP	SECTOR 1	SECTOR 2	SECTOR 3	LAP TIME	MPH	DIFF	TIME OF DAY
1 -	31.480	45.380	22.493	1:42.594	85.38	15.294	15:12:17.575
2 -	29.187	40.506	22.570	1:32.263	94.94	4.963	15:13:49.838
3 -	28.956	39.560	21.538	1:30.054	97.27	2.754	15:15:19.892
4 -	28.350	39.060	20.795	1:28.205	99.31	0.905	15:16:48.097
5 -	28.207	39.811	20.867	1:28.885	98.55	1.585	15:18:16.982
6 -	28.228	38.935	20.735	1:27.898	99.65	0.598	15:19:44.880
7 -	28.317	38.670	20.755	1:27.742	99.83	0.442	15:21:12.622
8 -	28.324	38.840	20.679	1:27.843	99.72	0.543	15:22:40.465
9 -	28.204	38.860	20.573	1:27.637 (3)	99.95	0.337	15:24:08.102
10 -	28.169	39.179	20.610	1:27.958	99.59	0.658	15:25:36.060
11 -	28.031	38.552	20.717	1:27.300 (1)	100.34		15:27:03.360
12 -	28.185	39.489	21.195	1:28.869	98.57	1.569	15:28:32.229
13 -	28.094	39.720	20.786	1:28.600	98.86	1.300	15:30:00.829
14 -	29.195	40.075	21.048	1:30.318	96.98	3.018	15:31:31.147
15 -	28.267	38.614	20.795	1:27.676	99.91	0.376	15:32:58.823
16 -	28.040	39.738	21.375	1:29.153	98.25	1.853	15:34:27.976
17 -	28.130	38.840	20.895	1:27.865	99.69	0.565	15:35:55.841
18 -	28.154	38.638	20.704	1:27.496 (2)	100.11	0.196	15:37:23.337

P8 5 FIT Jonathan HOLTZMAN		Tyrrell P-34					
IDEAL LAP TIME : 1:27.955		BEST LAP TIME : 1:28.287					
		DIFFERENCE : 0.332					
LAP	SECTOR 1	SECTOR 2	SECTOR 3	LAP TIME	MPH	DIFF	TIME OF DAY
1 -	32.375	42.822	21.727	1:41.157	86.59	12.870	15:12:16.138
2 -	28.580	39.818	33.806	1:42.204	85.70	13.917	15:13:58.342
3 -	29.443	39.468	25.094	1:34.005	93.18	5.718	15:15:32.347
4 -	28.973	39.936	21.172	1:30.081	97.24	1.794	15:17:02.428
5 -	28.576	39.240	21.379	1:29.195	98.21	0.908	15:18:31.623
6 -	28.644	39.245	20.865	1:28.754	98.69	0.467	15:20:00.377
7 -	28.534	39.224	21.199	1:28.957	98.47	0.670	15:21:29.334
8 -	28.894	39.327	20.862	1:29.083	98.33	0.796	15:22:58.417
9 -	28.430	39.868	20.737	1:29.035	98.38	0.748	15:24:27.452
10 -	28.869	39.454	20.811	1:29.134	98.27	0.847	15:25:56.586
11 -	28.530	39.480	20.764	1:28.774	98.67	0.487	15:27:25.360
12 -	28.288	39.236	20.763	1:28.287 (1)	99.22		15:28:53.647
13 -	28.391	38.930	21.283	1:28.604 (2)	98.86	0.317	15:30:22.251
14 -	28.893	39.289	22.099	1:30.281	97.02	1.994	15:31:52.532
15 -	29.172	41.682	21.722	1:32.576	94.62	4.289	15:33:25.108
16 -	28.705	39.138	20.774	1:28.617 (3)	98.85	0.330	15:34:53.725
17 -	28.977	39.214	20.807	1:28.998	98.42	0.711	15:36:22.723

P9 49 HEA Neil GLOVER		Arrows A5					
IDEAL LAP TIME : 1:27.729		BEST LAP TIME : 1:28.020					
		DIFFERENCE : 0.291					
LAP	SECTOR 1	SECTOR 2	SECTOR 3	LAP TIME	MPH	DIFF	TIME OF DAY
1 -	31.851	41.578	21.185	1:38.564	88.87	10.544	15:12:13.545
2 -	28.986	41.556	21.165	1:31.707	95.51	3.687	15:13:45.252
3 -	28.648	39.294	21.011	1:28.953	98.47	0.933	15:15:14.205
4 -	28.297	39.310	21.038	1:28.645	98.81	0.625	15:16:42.850
5 -	28.207	39.381	20.752	1:28.340	99.16	0.320	15:18:11.190
6 -	28.335	39.428	20.697	1:28.460	99.02	0.440	15:19:39.650
7 -	28.433	39.081	20.506	1:28.020 (1)	99.52		15:21:07.670
8 -	28.295	39.061	20.733	1:28.089 (2)	99.44	0.069	15:22:35.759
9 -	28.348	39.464	20.674	1:28.486	98.99	0.466	15:24:04.245
10 -	28.371	39.016	20.849	1:28.236 (3)	99.27	0.216	15:25:32.481
11 -	28.807	39.522	21.188	1:29.517	97.85	1.497	15:27:01.998
12 -	28.603	39.737	20.771	1:29.111	98.30	1.091	15:28:31.109
13 -	28.610	39.597	21.103	1:29.310	98.08	1.290	15:30:00.419
14 -	29.381	39.856	21.461	1:30.698	96.58	2.678	15:31:31.117

Weather / Track : Sunny / Dry

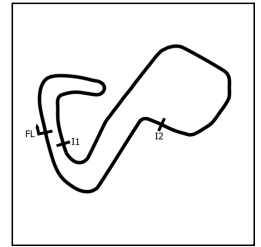
Brands Hatch GP

Circuit Length = 2.4332 miles

Start: 15:10 Flag 15:36 End: 15:38

Masters Historic Formula One

RACE 7 - SECTOR ANALYSIS



SECTOR 1 = FL to I1, SECTOR 2 = I1 to I2, SECTOR 3 = I2 to FL, DIFF = Difference To Personal Best Lap, P = Crossed Finish Line in Pit Lane, D = Time Disallowed

P10 18 FIT		Marc DEVIS		Surtees TS16			
IDEAL LAP TIME : 1:27.079		BEST LAP TIME : 1:27.379		DIFFERENCE : 0.300			
LAP	SECTOR 1	SECTOR 2	SECTOR 3	LAP TIME	MPH	DIFF	TIME OF DAY
1 -	30.730	40.157	21.161	1:35.155	92.05	7.776	15:12:10.136
2 -	28.585	39.203	21.131	1:28.919 (3)	98.51	1.540	15:13:39.055
3 -	28.168	38.556	20.655	1:27.379 (1)	100.25		15:15:06.434
4 -	28.080	38.474	20.838	1:27.392 (2)	100.23	0.013	15:16:33.826

P11 23 HEA		Ken TYRRELL		Tyrrell 011			
IDEAL LAP TIME : 1:28.576		BEST LAP TIME : 1:28.576		DIFFERENCE : 0.000			
LAP	SECTOR 1	SECTOR 2	SECTOR 3	LAP TIME	MPH	DIFF	TIME OF DAY
1 -	31.311	40.831	20.895	1:36.656	90.62	8.080	15:12:11.637
2 -	28.532	40.132	21.069	1:29.733 (3)	97.62	1.157	15:13:41.370
3 -	28.111	40.285	21.226	1:29.622 (2)	97.74	1.046	15:15:10.992
4 -	27.906	39.961	20.709	1:28.576 (1)	98.89		15:16:39.568

Masters Historic Formula One

RACE 7 - BEST SECTORS

SECTOR 1			SECTOR 2			SECTOR 3			IDEAL / BEST COMPARISON						
POS	NO	NAME	TIME	NO	NAME	TIME	NO	NAME	TIME	POS	NO	NAME	IDEAL	BEST	DIFF
													PERFECT LAP	1:24.638	
1	78	BRIGGS	27.341	2	HALUSA	37.640	77	HARTLEY	19.657	1	2	HALUSA	1:25.164	1:25.563	0.399
2	16	HAZELL	27.379	16	HAZELL	38.052	2	HALUSA	20.140	2	16	HAZELL	1:25.837	1:26.013	0.176
3	2	HALUSA	27.384	78	BRIGGS	38.141	78	BRIGGS	20.363	3	78	BRIGGS	1:25.845	1:26.149	0.304
4	3	SIMMONDS	27.802	18	DEVIS	38.474	16	HAZELL	20.406	4	18	DEVIS	1:27.079	1:27.379	0.300
5	23	TYRRELL	27.906	93	HARRISON	38.552	49	GLOVER	20.506	5	93	HARRISON	1:27.156	1:27.300	0.144
6	32	HALL	27.917	32	HALL	38.589	93	HARRISON	20.573	6	3	SIMMONDS	1:27.162	1:27.162	0.000
7	18	DEVIS	27.950	3	SIMMONDS	38.711	3	SIMMONDS	20.649	7	32	HALL	1:27.205	1:27.511	0.306
8	93	HARRISON	28.031	5	HOLTZMAN	38.930	18	DEVIS	20.655	8	49	GLOVER	1:27.729	1:28.020	0.291
9	49	GLOVER	28.207	49	GLOVER	39.016	32	HALL	20.699	9	5	HOLTZMAN	1:27.955	1:28.287	0.332
10	5	HOLTZMAN	28.288	23	TYRRELL	39.961	23	TYRRELL	20.709	10	23	TYRRELL	1:28.576	1:28.576	0.000
11	19	PERKINS	32.267	19	PERKINS	43.427	5	HOLTZMAN	20.737	11	77	HARTLEY		1:23.009	
12															

Weather / Track : Sunny / Dry

Results can be found at www.tsl-timing.com

Brands Hatch GP
 Circuit Length = 2.4332 miles
 Start: 15:10 Flag 15:36 End: 15:38

Printed - 15:45 Sunday, 30 May 2021

Masters Historic Formula One

RACE 7 - STATISTICS

Competitors Started 12
Planned Start 2021-05-30 @ 15:10:00.000
Actual Start 2021-05-30 @ 15:10:34.980
Finish Time 2021-05-30 @ 15:36:14.499
Track Length 2.4332mi.
Total Laps 165
Total Distance Covered 401.4927mi.

Session Fastest Lap History

NO	CL	NAME	LAP TIME	TIME OF DAY	LAP	VEHICLE
16	LAU	Mark HAZELL	1:31.202	15:12:06.185	1	Williams FW08C
16	LAU	Mark HAZELL	1:27.578	15:13:33.761	2	Williams FW08C
2	FIT	Lukas HALUSA	1:27.082	15:13:34.188	2	McLaren M23
16	LAU	Mark HAZELL	1:26.914	15:15:00.677	3	Williams FW08C
2	FIT	Lukas HALUSA	1:26.864	15:15:01.052	3	McLaren M23
77	HEA	Steve HARTLEY	1:26.567	15:16:28.007	4	McLaren MP4/1
16	LAU	Mark HAZELL	1:26.323	15:17:54.188	5	Williams FW08C
77	HEA	Steve HARTLEY	1:24.568	15:19:18.901	6	McLaren MP4/1
77	HEA	Steve HARTLEY	1:24.128	15:20:43.029	7	McLaren MP4/1
77	HEA	Steve HARTLEY	1:23.848	15:22:06.877	8	McLaren MP4/1
77	HEA	Steve HARTLEY	1:23.584	15:26:18.673	11	McLaren MP4/1
77	HEA	Steve HARTLEY	1:23.009	15:30:29.804	14	McLaren MP4/1

Session Leader History

NO	CL	NAME	FROM LAP	LAPS LED	DISTANCE	VEHICLE
16	LAU	Mark HAZELL	1	5	12.16 miles	Williams FW08C
77	HEA	Steve HARTLEY	6	13	31.63 miles	McLaren MP4/1

Flag History

TYPE	TIME OF DAY
GREEN	15:10:34.980
FINISH	15:36:14.499

Flag Statistics

TYPE	COUNT	TOTAL LAPS	TOTAL TIME
Green	1	18	27:57.472
Red	0	0	0.000
Safety Car	0	0	0.000
FCY	0	0	0.000

Weather / Track : Sunny / Dry

Brands Hatch GP
Circuit Length = 2.4332 miles
Start: 15:10 Flag 15:36 End: 15:38

Masters Historic Formula One

RACE 7 - STATISTICS

CLASS : FIT

5 Starters

Fastest Lap History

NO	NAME	LAP TIME	TIME OF DAY	LAP	VEHICLE
2	Lukas HALUSA	1:32.117	15:12:07.106	1	McLaren M23
2	Lukas HALUSA	1:27.082	15:13:34.188	2	McLaren M23
2	Lukas HALUSA	1:26.864	15:15:01.052	3	McLaren M23
2	Lukas HALUSA	1:25.955	15:19:21.259	6	McLaren M23
2	Lukas HALUSA	1:25.563	15:23:39.939	9	McLaren M23

Leader History

NO	NAME	FROM LAP	LAPS LED	DISTANCE	VEHICLE
2	Lukas HALUSA	1	18	43.79 miles	McLaren M23

Masters Historic Formula One

RACE 7 - STATISTICS

CLASS : LAU

2 Starters

Fastest Lap History

NO	NAME	LAP TIME	TIME OF DAY	LAP	VEHICLE
16	Mark HAZELL	1:31.202	15:12:06.185	1	Williams FW08C
16	Mark HAZELL	1:27.578	15:13:33.761	2	Williams FW08C
16	Mark HAZELL	1:26.914	15:15:00.677	3	Williams FW08C
16	Mark HAZELL	1:26.323	15:17:54.188	5	Williams FW08C
16	Mark HAZELL	1:26.013	15:23:41.631	9	Williams FW08C

Leader History

NO	NAME	FROM LAP	LAPS LED	DISTANCE	VEHICLE
16	Mark HAZELL	1	18	43.79 miles	Williams FW08C

Masters Historic Formula One

RACE 7 - STATISTICS

CLASS : HEA

5 Starters

Fastest Lap History

NO	NAME	LAP TIME	TIME OF DAY	LAP	VEHICLE
77	Steve HARTLEY	1:32.409	15:12:07.390	1	McLaren MP4/1
77	Steve HARTLEY	1:27.172	15:13:34.562	2	McLaren MP4/1
78	Warren BRIGGS	1:27.099	15:13:36.117	2	McLaren M29
77	Steve HARTLEY	1:26.878	15:15:01.440	3	McLaren MP4/1
77	Steve HARTLEY	1:26.567	15:16:28.007	4	McLaren MP4/1
77	Steve HARTLEY	1:26.326	15:17:54.278	5	McLaren MP4/1
77	Steve HARTLEY	1:24.568	15:19:18.901	6	McLaren MP4/1
77	Steve HARTLEY	1:24.128	15:20:43.029	7	McLaren MP4/1
77	Steve HARTLEY	1:23.848	15:22:06.877	8	McLaren MP4/1
77	Steve HARTLEY	1:23.584	15:26:18.673	11	McLaren MP4/1
77	Steve HARTLEY	1:23.009	15:30:29.804	14	McLaren MP4/1

Leader History

NO	NAME	FROM LAP	LAPS LED	DISTANCE	VEHICLE
77	Steve HARTLEY	1	18	43.79 miles	McLaren MP4/1

Weather / Track : Sunny / Dry

Brands Hatch GP
Circuit Length = 2.4332 miles
Start: 15:10 Flag 15:36 End: 15:38