



d1

MASTERS HISTORIC FORMULA ONE Qualifying Practice PROVISIONAL PRACTICE RESULTS

CONDICIONES ATMOSFERICAS: **Soleado**ESTADO DE LA PISTA: **Seca**

Ord.	#	Piloto	Licencia	Club	Marca	NV	VR	Tiempo	Gap	Intv	VMax
1	7	h	Mike CANTILLON	IRL	Williams FW	8	8	1:38.341	----	----	234,3
2	11	h	Marco WERNER	GER	Lotus 81	11	7	1:39.348	1.007	1.007	232,1
3	6	f	Nick PADMORE	GBR	Lotus 77	7	5	1:39.951	1.610	0.603	236,4
4	99	h	Jamie CONSTABLE	GBR	Tyrrell 011	13	12	1:39.987	1.647	0.037	236,2
5	37	h	Christophe D'ANSEMBOUR	BEL	Williams FW	10	8	1:40.767	2.426	0.779	240,6
6	34	f	Miles GRIFFITHS	GBR	FILtipaldi F5	7	4	1:41.317	2.976	0.550	235,4
7	12	h	Steve BROOKS	GBR	Lotus 91	12	12	1:41.330	2.989	0.013	240,4
8	2	f	Lukas HALUSA	AUT	McLaren M2	7	7	1:41.808	3.467	0.478	233,2
9	78	h	Warren BRIGGS	NZL	McLaren M2	10	10	1:42.104	3.763	0.296	231,9
10	18	f	Marc DEVIS	BEL	Surtees TS1	8	8	1:43.311	4.970	1.207	234,5
11	16	l	Mark HAZELL	GBR	Williams FW	9	9	1:43.458	5.117	0.147	231,5
12	38	f	Patrick D'AUBREBY	FRA	March 761	9	8	1:44.415	6.074	0.957	237,5
13	76	f	Max SMITH-HILLIARD	GBR	Shadow DN5	4	4	1:44.755	6.414	0.340	0,0
14	22	h	Paul TATTERSALL	GBR	Ensign N179	12	12	1:46.883	8.542	2.128	227,6
15	74		Steve FARTHING	GBR	Lola T332	11	11	1:48.258	9.917	1.375	223,7
16	9	f	Robert BLAIN	USA	March 761	6	5	1:52.650	14.309	4.392	225,5
17	15	f	Michel BAUDOIN	FRA	Hesketh 308	11	7	1:56.957	18.617	4.308	223,7
18	21	h	Katsuaki KUBOTA	JAP	Lotus 91/7	10	1	1:57.993	19.652	1.035	238,1

Circuito de Jerez, 23 DE OCTUBRE DE 2021

STEWARDS	RACE DIRECTOR	TIMEKEEPER
Hora:	Hora:	RESULTADOS PUBLICADOS A LAS 11:13 HORAS

LiveTiming: live.crono-jerez.com

Pág 1 de 1





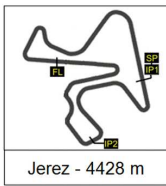
d2

MASTERS HISTORIC FORMULA ONE Qualifying Practice LAP BY LAP

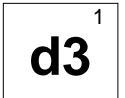
Vuelta	2	6	7	9	11	12	15	16	18	21	22	34
1	2:08.802	2:03.087	2:00.226	2:15.475	2:06.307	2:16.821	2:37.803	1:57.947	2:17.988	1:57.993*	2:08.530	2:01.615
2	1:44.265	1:49.365	1:45.606	1:56.116	1:50.350	1:45.255	2:01.217	1:56.230	1:51.327		1:53.065	1:43.609
3	1:43.845	1:40.436	1:41.027	1:53.653	1:43.868	1:44.365	1:57.802	1:45.820	1:46.401		1:51.715	1:42.584
4	PIT EXIT	1:43.540	1:39.466	1:54.215	PIT EXIT	PIT EXIT	1:58.449	1:45.774	1:57.033		1:48.044	1:41.317*
5	1:53.221	1:39.951*		1:52.650*	1:50.406	2:02.448	PIT EXIT	PIT EXIT	1:46.144		1:48.555	1:42.763
6		PIT EXIT	PIT EXIT	PIT EXIT	1:40.070	1:44.967	2:05.679	PIT EXIT	PIT EXIT		1:47.224	1:49.636
7	1:41.808*	1:55.246	2:03.203		1:39.348*	1:41.771	1:56.957*	2:02.102	1:55.791		1:49.300	PIT EXIT
8			1:38.341*		1:40.978	1:46.169	1:57.945	1:44.534	1:43.311*		1:46.897	
9					1:39.507	1:43.258	2:12.658	1:43.458*		PIT EXIT	1:47.142	
10					PIT EXIT	1:45.279	2:05.980			2:18.187	1:47.451	
11					1:45.019	1:42.578	1:57.651				1:47.345	
12						1:41.330*					1:46.883*	

Vuelta	37	38	74	76	78	99						
1	2:00.576	2:12.350	2:18.837	2:08.181	2:03.535	2:09.095						
2		1:53.410	1:54.165	1:47.278	1:46.176							
3	1:53.593	1:49.589	1:51.915	1:46.239	1:43.845	1:42.014						
4		1:49.297	1:51.684	1:44.755*	PIT EXIT	1:53.322						
5		1:46.327	1:51.054		1:52.561							
6	1:41.876	PIT EXIT	PIT EXIT		1:43.233							
7	1:43.429	1:52.273	2:00.971		1:43.271	1:41.213						
8	1:40.767*	1:44.415*	1:48.606		1:48.654	PIT EXIT						
9	PIT EXIT	1:44.724	2:05.581		1:42.755	1:57.013						
10	2:04.911				1:42.104*	1:41.424						
11			1:48.258*			1:40.864						
12						1:39.987*						
13						1:40.068						





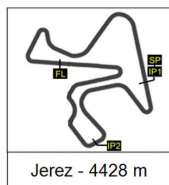
23 - 24 octubre 2021



MASTERS HISTORIC FORMULA ONE Qualifying Practice ANALYSIS

Número	2		6		7		9		11		12		15		
	Vta	Sector	Vuelta	Sector	Vuelta	Sector	Vuelta	Sector	Vuelta	Sector	Vuelta	Sector	Vuelta		
1	IP1	53.350	53.350	49.923	49.923	49.759	49.759	56.491	56.491	49.593	49.593	1:04.64	1:04.645	58.193	58.193
	IP2	33.214	1:26.564	33.831	1:23.754	31.847	1:21.606	37.010	1:33.501	34.485	1:24.078	35.155	1:39.800	41.688	1:39.881
	FL	42.238	2:08.802	39.333	2:03.087	38.620	2:00.226	41.974	2:15.475	42.229	2:06.307	37.021	2:16.821	57.923	2:37.803
2	IP1	40.296	40.296	40.585	40.585	39.648	39.648	44.904	44.904	42.590	42.590	40.283	40.283	47.147	47.147
	IP2	29.381	1:09.677	29.303	1:09.888	29.798	1:09.446	32.579	1:17.483	31.662	1:14.252	29.188	1:09.471	34.241	1:21.388
	FL	34.588	1:44.265	39.477	1:49.365	36.160	1:45.606	38.633	1:56.116	36.098	1:50.350	35.784	1:45.255	39.829	2:01.217
3	IP1	39.821	39.821	38.118	38.118	38.968	38.968	42.952	42.952	39.857	39.857	39.325	39.325	44.614	44.614
	IP2	29.156	1:08.977	28.320	1:06.438	28.295	1:07.263	31.853	1:14.805	28.918	1:08.775	29.322	1:08.647	33.284	1:17.898
	FL	34.868	1:43.845	33.998	1:40.436	33.764	1:41.027	38.848	1:53.653	35.093	1:43.868	35.718	1:44.365	39.904	1:57.802
4	IP1	39.561	39.561	38.024	38.024	37.567	37.567	43.220	43.220	39.132	39.132	39.884	39.884	45.578	45.578
	IP2	31.368	1:10.929	28.897	1:06.921	27.856	1:05.423	32.284	1:15.504	28.623	1:07.755	30.291	1:10.175	33.823	1:19.401
	FL	4:05.96	PIT EXIT	36.619	1:43.540	34.043	1:39.466	38.711	1:54.215	2:33.83	PIT EXIT	5:05.71	PIT EXIT	39.048	1:58.449
5	IP1	47.287	47.287	38.157	38.157	38.551	38.551	42.816	42.816	45.387	45.387	49.912	49.912	50.592	50.592
	IP2	30.172	1:17.459	28.014	1:06.171	37.899	1:16.450	31.721	1:14.537	29.577	1:14.964	35.370	1:25.282	35.092	1:25.684
	FL	35.762	1:53.221	33.780	1:39.951	1:32.70		38.113	1:52.650	35.442	1:50.406	37.166	2:02.448	2:39.94	PIT EXIT
6	IP1	39.452	39.452	39.648	39.648		29.661	42.914	42.914	38.559	38.559	39.141	39.141	51.121	51.121
	IP2	28.675	1:08.127	30.770	1:10.418		5:38.28	32.127	1:15.041	28.079	1:06.638	30.186	1:09.327	33.199	1:24.320
	FL	1:12.85		3:11.38	PIT EXIT		PIT EXIT	2:18.04	PIT EXIT	33.432	1:40.070	35.640	1:44.967	41.359	2:05.679
7	IP1			45.758	45.758	55.583	55.583	51.972	51.972			38.714	38.714	44.729	44.729
	IP2	28.773	28.773	34.324	1:20.082	30.083	1:25.666	33.841	1:25.813	1:05.96	1:05.963	28.363	1:07.077	33.290	1:18.019
	FL	34.470	1:41.808	35.164	1:55.246	37.537	2:03.203			33.385	1:39.348	34.694	1:41.771	38.939	1:56.957
8	IP1	38.504	38.504	37.928	37.928	37.534	37.534					38.689	38.689	45.253	45.253
	IP2	28.765	1:07.269	27.835	1:05.763	27.377	1:04.911			1:06.80	1:06.808	29.202	1:07.891	33.650	1:18.903
	FL	1:12.58		1:11.41		33.430	1:38.341			34.170	1:40.978	38.278	1:46.169	39.042	1:57.945
9	IP1			43.684	43.684					38.085	38.085	38.320	38.320	51.734	51.734
	IP2	28.579	28.579	27.832	27.832	32.212	1:15.896			27.908	1:05.993	28.446	1:06.766	37.744	1:29.478
	FL	1:20.32		1:15.84						33.514	1:39.507	36.492	1:43.258	43.180	2:12.658
10	IP1									39.455	39.455	39.756	39.756	48.107	48.107
	IP2	37.791	37.791	32.881	32.881					28.671	1:08.126	30.191	1:09.947	35.939	1:24.046
	FL									2:13.12	PIT EXIT	35.332	1:45.279	41.934	2:05.980
11	IP1											39.040	39.040	44.287	44.287
	IP2									1:11.24	1:11.249	28.520	1:07.560	34.018	1:18.305
	FL									33.770	1:45.019	35.018	1:42.578	39.346	1:57.651
12	IP1									43.402	43.402	38.561	38.561		
	IP2									30.156	1:13.558	28.176	1:06.737		
	FL											34.593	1:41.330		
13	IP1														
	IP2														
	FL														





MASTERS HISTORIC FORMULA ONE Qualifying Practice ANALYSIS

Número	16		18		21		22		34		37		38		
	Vta	Sector	Vuelta	Sector	Vuelta	Sector	Vuelta	Sector	Vuelta	Sector	Vuelta	Sector	Vuelta		
1	IP1			1:01.33	1:01.330	51.486	51.486	54.404	54.404	50.034	50.034	50.955	50.955	57.833	57.833
	IP2			36.795	1:38.125	30.480	1:21.966	34.166	1:28.570	32.612	1:22.646	31.698	1:22.653	34.635	1:32.468
	FL	1:57.94	1:57.947	39.863	2:17.988	36.027	1:57.993	39.960	2:08.530	38.969	2:01.615	37.923	2:00.576	39.882	2:12.350
2	IP1			42.877	42.877	38.914	38.914	44.713	44.713	39.860	39.860	39.604	39.604	43.257	43.257
	IP2			31.076	1:13.953	28.295	1:07.209	31.343	1:16.056	29.266	1:09.129	28.949	1:08.553	32.092	1:15.349
	FL	1:56.23	1:56.230	37.374	1:51.327	1:12.52		37.009	1:53.065	34.483	1:43.609	1:14.16		38.061	1:53.410
3	IP1	40.209	40.209	41.048	41.048			42.367	42.367	39.091	39.091			42.302	42.302
	IP2	30.063	1:10.272	29.901	1:10.949	28.772	28.772	31.769	1:14.136	29.122	1:08.213	35.748	35.748	31.137	1:13.439
	FL	35.548	1:45.820	35.452	1:46.401	1:13.96		37.579	1:51.715	34.371	1:42.584	39.210	1:53.593	36.150	1:49.589
4	IP1	40.394	40.394	44.814	44.814			41.319	41.319	38.714	38.714	38.766	38.766	40.695	40.695
	IP2	29.511	1:09.905	32.541	1:17.355	28.701	28.701	30.425	1:11.744	28.581	1:07.295	28.260	1:07.026	31.638	1:12.333
	FL	35.869	1:45.774	39.678	1:57.033	1:14.13		36.300	1:48.044	34.022	1:41.317	1:12.82		36.964	1:49.297
5	IP1	42.829	42.829	40.947	40.947			41.133	41.133	38.645	38.645			40.302	40.302
	IP2	31.358	1:14.187	29.812	1:10.759	30.423	30.423	30.701	1:11.834	28.807	1:07.452	28.468	28.468	30.271	1:10.573
	FL	4:45.36	PIT EXIT	35.386	1:46.144	1:13.51		36.721	1:48.555	35.311	1:42.763	1:19.38		35.754	1:46.327
6	IP1	1:19.28	1:19.287	44.446	44.446			40.604	40.604	41.359	41.359			41.006	41.006
	IP2	50.237	2:09.524	35.598	1:20.044	28.405	28.405	30.532	1:11.136	29.132	1:10.491	29.091	29.091	31.497	1:12.503
	FL	4:55.09	PIT EXIT	9:05.73	PIT EXIT	1:12.72		36.088	1:47.224	39.146	1:49.636	34.597	1:41.876	4:33.20	PIT EXIT
7	IP1	50.436	50.436	48.926	48.926			41.535	41.535	38.852	38.852	38.338	38.338	46.810	46.810
	IP2	32.565	1:23.001	30.205	1:19.131	27.970	27.970	30.635	1:12.170	28.514	1:07.366	29.589	1:07.927	30.038	1:16.848
	FL	39.101	2:02.102	36.660	1:55.791	1:13.43		37.130	1:49.300	3:36.82	PIT EXIT	35.502	1:43.429	35.425	1:52.273
8	IP1	40.402	40.402	39.681	39.681			40.923	40.923	48.374	48.374	38.217	38.217	39.490	39.490
	IP2	29.076	1:09.478	28.943	1:08.624	28.431	28.431	30.030	1:10.953	29.457	1:17.831	28.415	1:06.632	29.806	1:09.296
	FL	35.056	1:44.534	34.687	1:43.311	1:19.01		35.944	1:46.897	1:18.72		34.135	1:40.767	35.119	1:44.415
9	IP1	39.416	39.416	48.987	48.987			40.670	40.670			40.043	40.043	39.580	39.580
	IP2	28.839	1:08.255	37.411	1:26.398	32.549	32.549	29.823	1:10.493	28.282	28.282	30.172	1:10.215	29.889	1:09.469
	FL	35.203	1:43.458			4:18.22	PIT EXIT	36.650	1:47.142	1:16.71		4:30.75	PIT EXIT	35.255	1:44.724
10	IP1					1:08.29	1:08.296	40.576	40.576			49.220	49.220		
	IP2					32.234	1:40.530	30.157	1:10.733	31.362	31.362	32.974	1:22.194		
	FL					37.657	2:18.187	36.719	1:47.451			42.717	2:04.911		
11	IP1					39.116	39.116	40.487	40.487			37.864	37.864		
	IP2					28.696	1:07.812	30.254	1:10.741			28.287	1:06.151		
	FL					1:12.39		36.604	1:47.345			1:12.72			
12	IP1							40.864	40.864			28.316	28.316		
	IP2					28.930	28.930	29.906	1:10.770						
	FL							36.113	1:46.883						
13	IP1														
	IP2														
	FL														





23 - 24 octubre 2021

3
d3

MASTERS HISTORIC FORMULA ONE Qualifying Practice ANALYSIS

Número	74		76		78		99		0		0		0	
	Vta	Sector	Vuelta	Sector	Vuelta	Sector	Vuelta	Sector	Vuelta	Sector	Vuelta	Sector	Vuelta	
1	IP1	57.217	57.217			52.765	52.765	57.375	57.375					
	IP2	40.927	1:38.144			32.691	1:25.456	34.116	1:31.491					
	FL	40.693	2:18.837	2:08.18	2:08.181	38.079	2:03.535	37.604	2:09.095					
2	IP1	43.640	43.640			41.219	41.219	40.506	40.506					
	IP2	32.567	1:16.207			30.125	1:11.344	29.051	1:09.557					
	FL	37.958	1:54.165	1:47.27	1:47.278	34.832	1:46.176	1:16.47						
3	IP1	42.638	42.638			39.506	39.506							
	IP2	32.304	1:14.942			29.320	1:08.826	28.590	28.590					
	FL	36.973	1:51.915	1:46.23	1:46.239	35.020	1:43.845	34.318	1:42.014					
4	IP1	43.518	43.518			43.323	43.323	42.508	42.508					
	IP2	31.681	1:15.199			32.194	1:15.517	32.662	1:15.170					
	FL	36.485	1:51.684	1:44.75	1:44.755	2:08.16	PIT EXIT	38.152	1:53.322					
5	IP1	42.632	42.632			46.279	46.279	38.968	38.968					
	IP2	31.566	1:14.198			29.569	1:15.848	28.211	1:07.179					
	FL	36.856	1:51.054		-----	36.713	1:52.561	1:12.12						
6	IP1	44.163	44.163			39.258	39.258							
	IP2	32.779	1:16.942			29.319	1:08.577	28.526	28.526					
	FL	1:50.83	PIT EXIT			34.657	1:43.233	1:12.90						
7	IP1	49.792	49.792			39.201	39.201							
	IP2	34.293	1:24.085			29.121	1:08.322	28.239	28.239					
	FL	36.886	2:00.971			34.949	1:43.271	34.076	1:41.213					
8	IP1	41.673	41.673			41.307	41.307	40.600	40.600					
	IP2	30.989	1:12.662			29.907	1:11.214	32.422	1:13.022					
	FL	35.945	1:48.606			37.440	1:48.654	3:08.23	PIT EXIT					
9	IP1	42.180	42.180			39.421	39.421	44.905	44.905					
	IP2	38.817	1:20.997			29.140	1:08.561	31.966	1:16.871					
	FL	44.585	2:05.581			34.194	1:42.755	40.142	1:57.013					
10	IP1	43.303	43.303			38.946	38.946	38.802	38.802					
	IP2	32.806	1:16.109			28.851	1:07.797	28.470	1:07.272					
	FL	1:19.96				34.307	1:42.104	34.152	1:41.424					
11	IP1					45.410	45.410	38.107	38.107					
	IP2	30.690	30.690			32.117	1:17.527	28.375	1:06.482					
	FL	36.002	1:48.258				-----	34.382	1:40.864					
12	IP1	42.447	42.447					38.087	38.087					
	IP2	31.150	1:13.597					28.098	1:06.185					
	FL	1:27.72						33.803	1:39.987					
13	IP1							37.814	37.814					
	IP2	37.510	37.510					28.457	1:06.271					
	FL		-----					33.797	1:40.068					



d4

MASTERS HISTORIC FORMULA ONE

Qualifying Practice

40 BEST LAPS

Dorsal	Piloto	Nat	Equipo	Maq.	Hora	Vuelta	Tiempo
7	Mike CANTILLON	IRL		Williams F	11:04:54	8	1:38.341
11	Marco WERNER	GER		Lotus 81	11:00:17	7	1:39.348
7	Mike CANTILLON	IRL		Williams F	10:52:15	4	1:39.466
11	Marco WERNER	GER		Lotus 81	11:03:37	9	1:39.507
6	Nick PADMORE	GBR		Lotus 77	10:59:23	5	1:39.951
99	Jamie CONSTABLE	GBR		Tyrrell 011	11:09:18	12	1:39.987
99	Jamie CONSTABLE	GBR		Tyrrell 011	11:10:58	13	1:40.068
11	Marco WERNER	GER		Lotus 81	10:58:37	6	1:40.070
6	Nick PADMORE	GBR		Lotus 77	10:55:59	3	1:40.436
37	Christophe D'ANSEMBOUR	BEL		Williams F	10:59:21	8	1:40.767
99	Jamie CONSTABLE	GBR		Tyrrell 011	11:07:38	11	1:40.864
11	Marco WERNER	GER		Lotus 81	11:01:58	8	1:40.978
7	Mike CANTILLON	IRL		Williams F	10:50:36	3	1:41.027
99	Jamie CONSTABLE	GBR		Tyrrell 011	10:57:57	7	1:41.213
34	Miles GRIFFITHS	GBR		FILtipaldi F5	10:52:21	4	1:41.317
12	Steve BROOKS	GBR		Lotus 91	11:11:24	12	1:41.330
99	Jamie CONSTABLE	GBR		Tyrrell 011	11:05:57	10	1:41.424
12	Steve BROOKS	GBR		Lotus 91	11:02:45	7	1:41.771
2	Lukas HALUSA	AUT		McLaren M2	11:01:26	7	1:41.808
37	Christophe D'ANSEMBOUR	BEL		Williams F	10:55:57	6	1:41.876
99	Jamie CONSTABLE	GBR		Tyrrell 011	10:51:01	3	1:42.014
78	Warren BRIGGS	NZL		McLaren M2	11:04:46	10	1:42.104
12	Steve BROOKS	GBR		Lotus 91	11:09:43	11	1:42.578
34	Miles GRIFFITHS	GBR		FILtipaldi F5	10:50:40	3	1:42.584
78	Warren BRIGGS	NZL		McLaren M2	11:03:04	9	1:42.755
34	Miles GRIFFITHS	GBR		FILtipaldi F5	10:54:04	5	1:42.763
78	Warren BRIGGS	NZL		McLaren M2	10:57:50	6	1:43.233
12	Steve BROOKS	GBR		Lotus 91	11:06:15	9	1:43.258
78	Warren BRIGGS	NZL		McLaren M2	10:59:33	7	1:43.271
18	Marc DEVIS	BEL		Surtees TS1	11:09:03	8	1:43.311
37	Christophe D'ANSEMBOUR	BEL		Williams F	10:57:40	7	1:43.429
16	Mark HAZELL	GBR		Williams F	11:11:10	9	1:43.458
6	Nick PADMORE	GBR		Lotus 77	10:57:43	4	1:43.540
34	Miles GRIFFITHS	GBR		FILtipaldi F5	10:48:57	2	1:43.609
2	Lukas HALUSA	AUT		McLaren M2	10:50:52	3	1:43.845
78	Warren BRIGGS	NZL		McLaren M2	10:50:50	3	1:43.845
11	Marco WERNER	GER		Lotus 81	10:51:25	3	1:43.868
2	Lukas HALUSA	AUT		McLaren M2	10:49:08	2	1:44.265
12	Steve BROOKS	GBR		Lotus 91	10:50:60	3	1:44.365
38	Patrick D'AUBREBY	FRA		March 761	11:08:53	8	1:44.415





d5

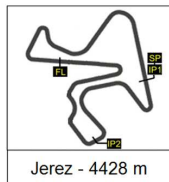
MASTERS HISTORIC FORMULA ONE

Qualifying Practice

TOP FIVE LAPS

Piloto	Nat	Equipo	Top Five Laps					
7	Mike	CANTILLON	IRL	1:38.341	1:39.466	1:41.027	1:45.606	2:00.226
11	Marco	WERNER	GER	1:39.348	1:39.507	1:40.070	1:40.978	1:43.868
6	Nick	PADMORE	GBR	1:39.951	1:40.436	1:43.540	1:49.365	1:55.246
99	Jamie	CONSTABLE	GBR	1:39.987	1:40.068	1:40.864	1:41.213	1:41.424
37	Christophe	D'ANSEMBOU	BEL	1:40.767	1:41.876	1:43.429	1:53.593	2:00.576
34	Miles	GRIFFITHS	GBR	1:41.317	1:42.584	1:42.763	1:43.609	1:49.636
12	Steve	BROOKS	GBR	1:41.330	1:41.771	1:42.578	1:43.258	1:44.365
2	Lukas	HALUSA	AUT	1:41.808	1:43.845	1:44.265	1:53.221	2:08.802
78	Warren	BRIGGS	NZL	1:42.104	1:42.755	1:43.233	1:43.271	1:43.845
18	Marc	DEVIS	BEL	1:43.311	1:46.144	1:46.401	1:51.327	1:55.791
16	Mark	HAZELL	GBR	1:43.458	1:44.534	1:45.774	1:45.820	1:56.230
38	Patrick	D'AUBREBY	FRA	1:44.415	1:44.724	1:46.327	1:49.297	1:49.589
76	Max	SMITH-HILLIARD	GBR	1:44.755	1:46.239	1:47.278	2:08.181	PIT EXIT
22	Paul	TATTERSALL	GBR	1:46.883	1:46.897	1:47.142	1:47.224	1:47.345
74	Steve	FARTHING	GBR	1:48.258	1:48.606	1:51.054	1:51.684	1:51.915
9	Robert	BLAIN	USA	1:52.650	1:53.653	1:54.215	1:56.116	2:15.475
15	Michel	BAUDOIN	FRA	1:56.957	1:57.651	1:57.802	1:57.945	1:58.449
21	Katsuaki	KUBOTA	JAP	1:57.993	2:18.187	PIT EXIT	PIT EXIT	





d6

MASTERS HISTORIC FORMULA ONE

Qualifying Practice

40 BEST MAXIMUM SPEEDS

Dorsal	Piloto	Nat	Equipo	Maq.	Hora	Vuelta	Vmax
37	Christophe D'ANSEMBOUR	BEL		Williams F	10:56:35	6	240,6
12	Steve BROOKS	GBR		Lotus 91	11:05:010	8	240,4
12	Steve BROOKS	GBR		Lotus 91	11:10:21	11	240,3
12	Steve BROOKS	GBR		Lotus 91	11:08:39	10	239,9
37	Christophe D'ANSEMBOUR	BEL		Williams F	10:54:53	5	239,1
37	Christophe D'ANSEMBOUR	BEL		Williams F	10:51:24	3	238,6
12	Steve BROOKS	GBR		Lotus 91	11:01:42	6	238,2
21	Katsuaki KUBOTA	JAP		Lotus 91/7	11:09:11	11	238,1
37	Christophe D'ANSEMBOUR	BEL		Williams F	10:58:19	7	237,5
38	Patrick D'AUBREBY	FRA		March 761	11:07:48	7	237,5
37	Christophe D'ANSEMBOUR	BEL		Williams F	10:49:31	2	237,4
21	Katsuaki KUBOTA	JAP		Lotus 91/7	10:56:13	6	237,2
12	Steve BROOKS	GBR		Lotus 91	10:59:58	5	237,1
37	Christophe D'ANSEMBOUR	BEL		Williams F	11:09:26	11	236,7
37	Christophe D'ANSEMBOUR	BEL		Williams F	11:07:45	10	236,6
21	Katsuaki KUBOTA	JAP		Lotus 91/7	10:49:23	2	236,5
12	Steve BROOKS	GBR		Lotus 91	10:49:55	2	236,5
6	Nick PADMORE	GBR		Lotus 77	10:56:37	3	236,4
12	Steve BROOKS	GBR		Lotus 91	11:03:24	7	236,4
12	Steve BROOKS	GBR		Lotus 91	11:06:54	9	236,2
99	Jamie CONSTABLE	GBR		Tyrrell 011	11:09:55	12	236,2
21	Katsuaki KUBOTA	JAP		Lotus 91/7	10:52:48	4	236,1
6	Nick PADMORE	GBR		Lotus 77	10:58:21	4	235,9
12	Steve BROOKS	GBR		Lotus 91	10:48:11	1	235,6
38	Patrick D'AUBREBY	FRA		March 761	11:09:32	8	235,5
34	Miles GRIFFITHS	GBR		FILtipaldi F5	10:56:33	6	235,4
21	Katsuaki KUBOTA	JAP		Lotus 91/7	10:54:32	5	235,3
12	Steve BROOKS	GBR		Lotus 91	10:51:40	3	235,3
34	Miles GRIFFITHS	GBR		FILtipaldi F5	10:52:60	4	235,3
34	Miles GRIFFITHS	GBR		FILtipaldi F5	10:47:54	1	235,2
99	Jamie CONSTABLE	GBR		Tyrrell 011	11:08:16	11	235,1
21	Katsuaki KUBOTA	JAP		Lotus 91/7	10:47:42	1	235,0
99	Jamie CONSTABLE	GBR		Tyrrell 011	10:55:13	5	234,9
99	Jamie CONSTABLE	GBR		Tyrrell 011	11:06:35	10	234,9
38	Patrick D'AUBREBY	FRA		March 761	10:54:47	2	234,8
18	Marc DEVIS	BEL		Surtees TS1	11:07:59	7	234,5
7	Mike CANTILLON	IRL		Williams F	10:51:14	3	234,3
21	Katsuaki KUBOTA	JAP		Lotus 91/7	10:51:05	3	234,1
34	Miles GRIFFITHS	GBR		FILtipaldi F5	10:51:19	3	234,1
6	Nick PADMORE	GBR		Lotus 77	11:07:57	8	234,0



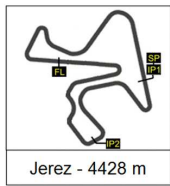


d7

MASTERS HISTORIC FORMULA ONE Qualifying Practice TOP FIVE MAXIMUM SPEEDS

Piloto	Nat	Equipo	Top Five Vmax				
37	Christophe D'ANSEMOU	BEL	240,6	239,1	238,6	237,5	237,4
12	Steve BROOKS	GBR	240,4	240,3	239,9	238,2	237,1
21	Katsuaki KUBOTA	JAP	238,1	237,2	236,5	236,1	235,3
38	Patrick D'AUBREBY	FRA	237,5	235,5	234,8	233,9	233,8
6	Nick PADMORE	GBR	236,4	235,9	234,0	233,9	233,8
99	Jamie CONSTABLE	GBR	236,2	235,1	234,9	234,9	232,4
34	Miles GRIFFITHS	GBR	235,4	235,3	235,2	234,1	233,5
18	Marc DEVIS	BEL	234,5	230,5	229,3	227,1	226,3
7	Mike CANTILLON	IRL	234,3	233,4	231,5	231,4	225,0
2	Lukas HALUSA	AUT	233,2	232,6	231,2	231,0	230,9
11	Marco WERNER	GER	232,1	231,3	220,5	206,3	0,0
78	Warren BRIGGS	NZL	231,9	231,7	231,1	230,9	230,8
16	Mark HAZELL	GBR	231,5	229,5	229,4	227,3	219,7
22	Paul TATTERSALL	GBR	227,6	227,2	226,4	226,3	226,1
9	Robert BLAIN	USA	225,5	221,7	221,2	221,2	219,6
74	Steve FARTHING	GBR	223,7	223,6	223,5	223,1	223,1
15	Michel BAUDOIN	FRA	223,7	222,2	221,2	219,5	219,2





MASTERS HISTORIC FORMULA ONE

Race

STARTING GRID




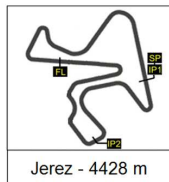
		2	
1	11	Marco WERNER	1:39.348
		4	
2	99	Jamie CONSTABLE	1:39.988
		6	
3	34	Miles GRIFFITHS	1:41.317
		8	
4	2	Lukas HALUSA	1:41.808
		10	
5	18	Marc DEVIS	1:43.311
		12	
6	38	Patrick D'AUBREBY	1:44.415
		14	
7	22	Paul TATTERSALL	1:46.883
		16	
8	9	Robert BLAIN	1:52.650
		18	
9	21	Katsuaki KUBOTA	1:57.993

		1	
7	Mike CANTILLON		1:38.341
		3	
6	Nick PADMORE		1:39.951
		5	
37	Christophe D'ANSEMBOURG		1:40.767
		7	
12	Steve BROOKS		1:41.330
		9	
78	Warren BRIGGS		1:42.104
		11	
16	Mark HAZELL		1:43.458
		13	
76	Max SMITH-HILLIARD		1:44.755
		15	
74	Steve FARTHING		1:48.258
		17	
15	Michel BAUDOIN		1:56.958

STEWARDS

RACE DIRECTOR

TIMEKEEPER



MASTERS HISTORIC FORMULA ONE

Race 1

CLASSIFICATION

CONDICIONES ATMOSFERICAS: **Soleado**

ESTADO DE LA PISTA: **Seca**

Ord. #	Piloto	Club	Marca	Neum NV	Tiempo	Dif	VR	Vta	Ráp.
1	7 h	Mike CANTILLON	Williams F	15	25:38.131	----	3	1:40.884	
2	11 h	Marco WERNER	Lotus 81	15	25:43.539	5.408	2	1:41.740	
3	99 h	Jamie CONSTABLE	Tyrrell 011	15	25:46.855	8.724	2	1:41.815	
4	6 f	Nick PADMORE	Lotus 77	15	25:48.069	9.938	3	1:41.795	
5	37 h	Christophe D'ANSEMOU	Williams F	15	26:04.668	26.537	6	1:42.644	
6	21 h	Katsuaki KUBOTA	Lotus 91/7	15	26:05.103	26.972	10	1:42.482	
7	34 f	Miles GRIFFITHS	FILtipaldi F5	15	26:06.657	28.526	2	1:42.942	
8	2 f	Lukas HALUSA	McLaren M2	15	26:16.220	38.089	9	1:43.691	
9	12 h	Steve BROOKS	Lotus 91	15	26:17.119	38.988	5	1:43.102	
10	78 h	Warren BRIGGS	McLaren M2	15	26:37.585	59.454	4	1:44.616	
11	38 f	Patrick D'AUBREBY	March 761	15	26:58.850	1:20.719	11	1:46.597	
12	76 f	Max SMITH-HILLIARD	Shadow DN	15	27:06.977	1:28.846	9	1:45.373	
13	16 l	Mark HAZELL	Williams F	15	27:18.497	1:40.366	4	1:46.621	
14	22 h	Paul TATTERSALL	Ensign N17	15	27:20.003	1:41.872	5	1:46.783	
15	74	Steve FARTHING	Lola T332	14	26:35.901	1 Vuelta	10	1:51.883	
No Clasificado									
15	f	Michel BAUDOIN	Hesketh 30	FRA 10	20:07.756		3	1:57.775	
18	f	Marc DEVIS	Surtees TS	BEL 9	16:15.997		3	1:46.710	
9	f	Robert BLAIN	March 761	USA 9	17:13.848		8	1:52.034	

Vuelta rápida realizada por el piloto Nº 7.- Mike CANTILLON en un tiempo de 1:40.884 en la vuelta 3ª.

Provisional Definitiva

Circuito de Jerez, 23 DE OCTUBRE DE 2021

STEWARDS	RACE DIRECTOR	TIMEKEEPER
Hora:	Hora:	RESULTADOS PUBLICADOS A LAS 15:23 HORAS





d10

MASTERS HISTORIC FORMULA ONE Race 1 - Emerson Fittipaldi Class CLASSIFICATION

CONDICIONES ATMOSFERICAS: **Soleado**

ESTADO DE LA PISTA: **Seca**

Ord. #	Piloto	Club	Marca	Neum NV	Tiempo	Dif	VR	Vta Ráp.
1	6 f	Nick PADMORE	Lotus 77	15	25:48.069	----	3	1:41.795
2	34 f	Miles GRIFFITHS	FILtipaldi F5	15	26:06.657	18.588	2	1:42.942
3	2 f	Lukas HALUSA	McLaren M2	15	26:16.220	28.151	9	1:43.691
4	38 f	Patrick D'AUBREBY	March 761	15	26:58.850	1:10.781	11	1:46.597
5	76 f	Max SMITH-HILLIARD	Shadow DN	15	27:06.977	1:18.908	9	1:45.373
No Clasificado								
	15 f	Michel BAUDOIN	Hesketh 30	FRA 10	20:07.756		3	1:57.775
	18 f	Marc DEVIS	Surtees TS	BEL 9	16:15.997		3	1:46.710
	9 f	Robert BLAIN	March 761	USA 9	17:13.848		8	1:52.034

Vuelta rápida realizada por el piloto N° 7.- Mike CANTILLON en un tiempo de 1:40.884 en la vuelta 3ª.

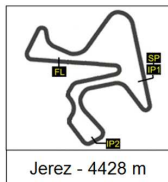
Provisional

Definitiva

Circuito de Jerez, 23 DE OCTUBRE DE 2021

STEWARDS	RACE DIRECTOR	TIMEKEEPER
Hora:	Hora:	RESULTADOS PUBLICADOS A LAS 15:23 HORAS





d11

MASTERS HISTORIC FORMULA ONE Race 1 - Patrick Head Class CLASSIFICATION

CONDICIONES ATMOSFERICAS: **Soleado**

ESTADO DE LA PISTA: **Seca**

Ord. #	Piloto	Club	Marca	Neum NV	Tiempo	Dif	VR	Vta Ráp.
1	7 h	Mike CANTILLON	Williams F	15	25:38.131	----	3	1:40.884
2	11 h	Marco WERNER	Lotus 81	15	25:43.539	5.408	2	1:41.740
3	99 h	Jamie CONSTABLE	Tyrrell 011	15	25:46.855	8.724	2	1:41.815
4	37 h	Christophe D'ANSEMOU	Williams F	15	26:04.668	26.537	6	1:42.644
5	21 h	Katsuaki KUBOTA	Lotus 91/7	15	26:05.103	26.972	10	1:42.482
6	12 h	Steve BROOKS	Lotus 91	15	26:17.119	38.988	5	1:43.102
7	78 h	Warren BRIGGS	McLaren M2	15	26:37.585	59.454	4	1:44.616
8	22 h	Paul TATTERSALL	Ensign N17	15	27:20.003	1:41.872	5	1:46.783

Vuelta rápida realizada por el piloto Nº 7.- Mike CANTILLON en un tiempo de 1:40.884 en la vuelta 3ª.

Provisional

Definitiva

Circuito de Jerez, 23 DE OCTUBRE DE 2021

STEWARDS	RACE DIRECTOR	TIMEKEEPER
Hora:	Hora:	RESULTADOS PUBLICADOS A LAS 15:23 HORAS

LiveTiming: live.crono-jerez.com

Pág 1 de 1





d12

MASTERS HISTORIC FORMULA ONE Race 1 - Niki Lauda Class CLASSIFICATION

CONDICIONES ATMOSFERICAS: **Soleado**

ESTADO DE LA PISTA: **Seca**

Ord. #	Piloto	Club	Marca	Neum NV	Tiempo	Dif	VR	Vta Ráp.
1	16 I Mark HAZELL		Williams F	15	27:18.497	---	4	1:46.621

Vuelta rápida realizada por el piloto Nº 7.- Mike CANTILLON en un tiempo de 1:40.884 en la vuelta 3ª.

Provisional

Definitiva

Circuito de Jerez, 23 DE OCTUBRE DE 2021

STEWARDS	RACE DIRECTOR	TIMEKEEPER
Hora:	Hora:	RESULTADOS PUBLICADOS A LAS 15:23 HORAS

LiveTiming: live.crono-jerez.com

Pág 1 de 1





d13

MASTERS HISTORIC FORMULA ONE

Race 1

LAP BY LAP

Vuelta	2	6	7	9	11	12	15	16	18	21	22	34
1	1:48.393	1:45.302	1:44.242	1:59.765	1:44.966	1:47.141	2:01.930	1:52.268	1:52.207	1:47.947	1:55.292	1:46.625
2	1:44.405	1:41.911	1:41.007	1:52.179	1:41.740*	1:43.104	1:58.267	1:47.204	1:46.987	1:42.894	1:47.792	1:42.942*
3	1:44.270	1:41.795*	1:40.884*	1:53.181	1:41.855	1:43.378	1:57.775*	1:46.939	1:46.710*	1:43.171	1:48.192	1:43.514
4	1:44.185	1:41.904	1:41.436	1:52.969	1:41.906	1:43.641	1:59.265	1:46.621*	1:46.837	1:43.322	1:47.515	1:43.176
5	1:43.768	1:42.238	1:41.934	1:53.446	1:42.077	1:43.102*	1:59.164	1:47.609	1:47.413	1:43.117	1:46.783*	1:43.527
6	1:44.260	1:42.092	1:41.148	1:52.873	1:41.761	1:43.703	2:00.891	1:48.520	1:46.847	1:43.422	1:47.551	1:43.160
7	1:44.167	1:43.088	1:43.210	1:52.483	1:43.920	1:44.564	2:00.270	1:48.009	1:46.885	1:44.218	1:48.571	1:43.462
8	1:44.899	1:43.239	1:41.497	1:52.034*	1:42.801	1:46.394	2:00.382	1:48.271	1:47.532	1:44.687	1:47.732	1:44.264
9	1:43.691*	1:42.418	1:41.598	1:57.114	1:42.383	1:44.078	2:01.378	1:48.932	1:48.429	1:43.314	1:48.540	1:43.080
10	1:44.112	1:44.731	1:42.960		1:43.425	1:43.985	2:00.477	1:50.493		1:42.482*	1:49.074	1:43.450
11	1:45.267	1:43.220	1:42.899		1:42.663	1:52.728		1:49.283		1:44.691	1:49.242	1:45.059
12	1:44.402	1:42.847	1:42.658		1:42.094	1:43.630		1:47.886		1:43.522	1:49.252	1:44.461
13	1:46.071	1:42.796	1:43.867		1:42.192	1:45.446		1:48.493		1:43.434	1:48.043	1:43.518
14	1:44.305	1:43.168	1:43.453		1:42.769	1:44.455		1:48.802		1:45.567	1:49.619	1:43.532
15	1:44.851	1:43.592	1:42.095		1:43.467	1:43.166		1:52.905		1:44.363	1:49.692	1:48.643

Vuelta	37	38	74	76	78	99						
1	1:46.493	1:51.372	1:57.789	1:54.827	1:49.769	1:45.942						
2	1:43.187	1:47.020	1:53.473	1:47.093	1:44.889	1:41.815*						
3	1:43.135	1:46.738	1:53.601	1:47.898	1:45.064	1:41.959						
4	1:42.784	1:46.934	1:53.316	1:47.644	1:44.616*	1:42.294						
5	1:43.428	1:47.443	1:53.021	1:47.168	1:45.162	1:42.216						
6	1:42.644*	1:46.835	1:52.509	1:46.837	1:46.056	1:41.942						
7	1:42.823	1:46.955	1:52.246	1:46.358	1:45.772	1:42.900						
8	1:43.541	1:47.125	1:52.648	1:46.489	1:46.722	1:42.734						
9	1:44.064	1:47.098	1:52.539	1:45.373*	1:47.566	1:42.471						
10	1:43.632	1:47.310	1:51.883*	1:48.801	1:45.535	1:43.573						
11	1:46.106	1:46.597*	1:55.064	1:47.353	1:45.205	1:42.012						
12	1:44.580	1:47.423	1:53.979	1:47.098	1:45.492	1:42.438						
13	1:43.147	1:46.730	1:53.283	1:47.267	1:46.481	1:43.116						
14	1:43.081	1:48.026	1:53.230	1:49.282	1:46.345	1:42.837						
15	1:47.946	1:48.864		1:50.594	1:47.293	1:44.715						





23 - 24 octubre 2021

1
d14

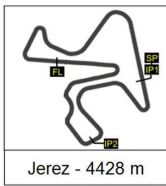
MASTERS HISTORIC FORMULA ONE

Race 1

ANALYSIS

Número	2		6		7		9		11		12		15		
	Vta	Sector	Vuelta	Sector	Vuelta	Sector	Vuelta	Sector	Vuelta	Sector	Vuelta	Sector	Vuelta		
1	IP1	43.631	43.631	41.917	41.917	41.669	41.669	49.441	49.441		42.748	42.748	49.501	49.501	
	IP2	29.472	1:13.103	29.229	1:11.146	28.299	1:09.968	32.475	1:21.916	1:10.53	1:10.532	29.728	1:12.476	33.942	1:23.443
	FL	35.290	1:48.393	34.156	1:45.302	34.274	1:44.242	37.849	1:59.765	34.434	1:44.966	34.665	1:47.141	38.487	2:01.930
2	IP1	39.887	39.887	38.804	38.804	38.696	38.696	41.967	41.967		39.197	39.197	44.769	44.769	
	IP2	29.390	1:09.277	28.832	1:07.636	28.136	1:06.832	32.179	1:14.146	1:07.29	1:07.291	29.092	1:08.289	33.734	1:18.503
	FL	35.128	1:44.405	34.275	1:41.911	34.175	1:41.007	38.033	1:52.179	34.449	1:41.740	34.815	1:43.104	39.764	1:58.267
3	IP1	39.901	39.901	38.918	38.918	38.788	38.788	42.488	42.488		39.333	39.333	44.720	44.720	
	IP2	29.358	1:09.259	28.806	1:07.724	27.801	1:06.589	32.607	1:15.095	1:07.65	1:07.654	29.161	1:08.494	33.190	1:17.910
	FL	35.011	1:44.270	34.071	1:41.795	34.295	1:40.884	38.086	1:53.181	34.201	1:41.855	34.884	1:43.378	39.865	1:57.775
4	IP1	39.386	39.386	38.899	38.899	38.797	38.797	42.990	42.990		38.728	38.728	45.579	45.579	
	IP2	29.459	1:08.845	28.692	1:07.591	28.211	1:07.008	32.363	1:15.353	1:07.44	1:07.449	29.273	1:08.001	33.444	1:19.023
	FL	35.340	1:44.185	34.313	1:41.904	34.428	1:41.436	37.616	1:52.969	34.457	1:41.906	35.640	1:43.641	40.242	1:59.265
5	IP1	39.344	39.344	39.064	39.064	39.069	39.069	43.084	43.084		38.995	38.995	44.976	44.976	
	IP2	29.422	1:08.766	28.825	1:07.889	28.409	1:07.478	32.410	1:15.494	1:07.75	1:07.758	28.870	1:07.865	33.553	1:18.529
	FL	35.002	1:43.768	34.349	1:42.238	34.456	1:41.934	37.952	1:53.446	34.319	1:42.077	35.237	1:43.102	40.635	1:59.164
6	IP1	39.780	39.780	39.021	39.021	38.479	38.479	42.696	42.696		39.868	39.868	45.367	45.367	
	IP2	29.275	1:09.055	28.761	1:07.782	28.488	1:06.967	32.279	1:14.975	1:07.45	1:07.458	29.054	1:08.922	33.720	1:19.087
	FL	35.205	1:44.260	34.310	1:42.092	34.181	1:41.148	37.898	1:52.873	34.303	1:41.761	34.781	1:43.703	41.804	2:00.891
7	IP1	39.807	39.807	38.989	38.989	38.381	38.381	42.469	42.469		39.947	39.947	45.642	45.642	
	IP2	29.130	1:08.937	28.887	1:07.876	30.386	1:08.767	32.073	1:14.542	1:07.90	1:07.904	28.883	1:08.830	33.739	1:19.381
	FL	35.230	1:44.167	35.212	1:43.088	34.443	1:43.210	37.941	1:52.483	36.016	1:43.920	35.734	1:44.564	40.889	2:00.270
8	IP1	39.687	39.687	39.552	39.552	38.628	38.628	42.594	42.594		40.478	40.478	45.818	45.818	
	IP2	29.302	1:08.989	29.218	1:08.770	28.511	1:07.139	31.828	1:14.422	1:08.18	1:08.182	30.345	1:10.823	34.690	1:20.508
	FL	35.910	1:44.899	34.469	1:43.239	34.358	1:41.497	37.612	1:52.034	34.619	1:42.801	35.571	1:46.394	39.874	2:00.382
9	IP1	39.624	39.624	39.136	39.136	38.725	38.725	43.652	43.652		39.525	39.525	45.077	45.077	
	IP2	29.290	1:08.914	28.802	1:07.938	28.450	1:07.175	31.901	1:15.553	1:07.80	1:07.802	29.321	1:08.846	35.051	1:20.128
	FL	34.777	1:43.691	34.480	1:42.418	34.423	1:41.598	41.561	1:57.114	34.581	1:42.383	35.232	1:44.078	41.250	2:01.378
10	IP1	39.537	39.537	39.330	39.330	39.597	39.597	43.608	43.608		39.173	39.173	45.043	45.043	
	IP2	29.572	1:09.109	29.538	1:08.868	28.623	1:08.220	32.277	1:15.885	1:07.84	1:07.847	29.253	1:08.426	35.232	1:20.275
	FL	35.003	1:44.112	35.863	1:44.731	34.740	1:42.960		-----	35.578	1:43.425	35.559	1:43.985	40.202	2:00.477
11	IP1	39.582	39.582	39.405	39.405	39.381	39.381				39.380	39.380	51.029	51.029	
	IP2	30.006	1:09.588	29.331	1:08.736	28.720	1:08.101				28.729	1:08.109	59.293	1:50.322	
	FL	35.679	1:45.267	34.484	1:43.220	34.798	1:42.899				34.554	1:42.663		-----	
12	IP1	40.026	40.026	39.298	39.298	39.105	39.105				39.425	39.425			
	IP2	29.265	1:09.291	28.928	1:08.226	28.761	1:07.866			1:07.68	1:07.683	29.097	1:08.522		
	FL	35.111	1:44.402	34.621	1:42.847	34.792	1:42.658			34.411	1:42.094	35.108	1:43.630		
13	IP1	39.330	39.330	39.211	39.211	39.330	39.330				39.314	39.314			
	IP2	30.313	1:09.643	28.958	1:08.169	29.632	1:08.962			1:07.76	1:07.761	29.001	1:08.315		
	FL	36.428	1:46.071	34.627	1:42.796	34.905	1:43.867			34.431	1:42.192	37.131	1:45.446		
14	IP1	39.937	39.937	39.364	39.364	39.373	39.373				39.199	39.199	39.899	39.899	
	IP2	29.300	1:09.237	28.895	1:08.259	29.238	1:08.611				28.839	1:08.038	29.320	1:09.219	
	FL	35.068	1:44.305	34.909	1:43.168	34.842	1:43.453			34.731	1:42.769	35.236	1:44.455		
15	IP1	39.817	39.817	39.438	39.438	38.738	38.738				39.381	39.381			
	IP2	29.183	1:09.000	29.167	1:08.605	28.684	1:07.422			1:08.29	1:08.294	28.789	1:08.170		
	FL	35.851	1:44.851	34.987	1:43.592	34.673	1:42.095			35.173	1:43.467	34.996	1:43.166		





23 - 24 octubre 2021

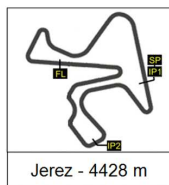
2
d14

MASTERS HISTORIC FORMULA ONE

Race 1

ANALYSIS

Número	16		18		21		22		34		37		38		
	Vta	Sector	Vuelta	Sector	Vuelta	Sector	Vuelta	Sector	Vuelta	Sector	Vuelta	Sector	Vuelta		
1	IP1	46.532	46.532	45.764	45.764	42.982	42.982	47.528	47.528	42.852	42.852	42.438	42.438	44.254	44.254
	IP2	29.869	1:16.401	30.141	1:15.905	29.442	1:12.424	31.087	1:18.615	29.190	1:12.042	29.485	1:11.923	30.824	1:15.078
	FL	35.867	1:52.268	36.302	1:52.207	35.523	1:47.947	36.677	1:55.292	34.583	1:46.625	34.570	1:46.493	36.294	1:51.372
2	IP1	40.922	40.922	40.622	40.622	38.675	38.675	41.253	41.253	39.463	39.463	39.194	39.194	40.537	40.537
	IP2	30.249	1:11.171	30.128	1:10.750	28.957	1:07.632	30.371	1:11.624	28.995	1:08.458	28.980	1:08.174	30.420	1:10.957
	FL	36.033	1:47.204	36.237	1:46.987	35.262	1:42.894	36.168	1:47.792	34.484	1:42.942	35.013	1:43.187	36.063	1:47.020
3	IP1	40.677	40.677	40.525	40.525	39.017	39.017	41.020	41.020	40.000	40.000	39.564	39.564	40.345	40.345
	IP2	30.255	1:10.932	30.246	1:10.771	28.873	1:07.890	30.447	1:11.467	29.004	1:09.004	29.066	1:08.630	30.615	1:10.960
	FL	36.007	1:46.939	35.939	1:46.710	35.281	1:43.171	36.725	1:48.192	34.510	1:43.514	34.505	1:43.135	35.778	1:46.738
4	IP1	40.430	40.430	40.387	40.387	39.020	39.020	40.846	40.846	39.336	39.336	39.440	39.440	40.362	40.362
	IP2	30.209	1:10.639	30.406	1:10.793	28.634	1:07.654	30.142	1:10.988	29.062	1:08.398	28.775	1:08.215	30.511	1:10.873
	FL	35.982	1:46.621	36.044	1:46.837	35.668	1:43.322	36.527	1:47.918	34.778	1:43.176	34.569	1:42.784	36.061	1:46.934
5	IP1	41.350	41.350	41.172	41.172	39.130	39.130	40.414	40.414	39.622	39.622	39.623	39.623	41.210	41.210
	IP2	30.345	1:11.695	30.412	1:11.584	28.715	1:07.845	30.106	1:10.520	29.278	1:08.900	29.050	1:08.673	30.241	1:11.451
	FL	35.914	1:47.609	35.829	1:47.413	35.272	1:43.117	36.263	1:46.783	34.627	1:43.527	34.755	1:43.428	35.992	1:47.443
6	IP1	41.054	41.054	40.918	40.918	39.679	39.679	40.662	40.662	39.556	39.556	39.070	39.070	40.636	40.636
	IP2	30.083	1:11.137	30.187	1:11.105	29.235	1:08.914	30.202	1:10.864	29.023	1:08.579	28.964	1:08.034	30.511	1:11.147
	FL	37.383	1:48.520	35.742	1:46.847	34.508	1:43.422	36.687	1:47.551	34.581	1:43.169	34.610	1:42.644	35.688	1:46.835
7	IP1	41.068	41.068	40.928	40.928	40.273	40.273	41.035	41.035	39.655	39.655	39.403	39.403	40.556	40.556
	IP2	30.320	1:11.388	30.095	1:11.023	28.993	1:09.266	30.232	1:11.267	29.223	1:08.878	28.791	1:08.194	30.280	1:10.836
	FL	36.621	1:48.009	35.862	1:46.885	34.952	1:44.218	37.304	1:48.571	34.584	1:43.462	34.629	1:42.823	36.119	1:46.955
8	IP1	41.048	41.048	40.797	40.797	39.586	39.586	40.945	40.945	39.982	39.982	39.949	39.949	40.414	40.414
	IP2	30.369	1:11.417	30.416	1:11.213	29.769	1:09.355	30.315	1:11.260	29.482	1:09.464	28.991	1:08.940	30.515	1:10.929
	FL	36.854	1:48.271	36.319	1:47.532	35.332	1:44.687	36.472	1:47.732	34.800	1:44.264	34.601	1:43.541	36.196	1:47.125
9	IP1	41.627	41.627	41.308	41.308	39.356	39.356	41.017	41.017	39.544	39.544	39.355	39.355	40.784	40.784
	IP2	30.372	1:11.999	30.315	1:11.623	29.083	1:08.439	30.685	1:11.702	28.925	1:08.469	29.326	1:08.681	30.382	1:11.166
	FL	36.933	1:48.932	36.806	1:48.429	34.875	1:43.314	36.838	1:48.540	34.611	1:43.080	35.383	1:44.064	35.932	1:47.098
10	IP1	41.650	41.650	43.874	43.874	38.890	38.890	41.140	41.140	39.540	39.540	39.868	39.868	40.292	40.292
	IP2	31.741	1:13.391	33.895	1:17.769	28.921	1:07.811	30.459	1:11.599	29.090	1:08.630	28.863	1:08.731	30.999	1:11.291
	FL	37.102	1:50.493	-----	-----	34.671	1:42.482	37.475	1:49.074	34.820	1:43.450	34.901	1:43.632	36.019	1:47.310
11	IP1	41.379	41.379			39.858	39.858	41.161	41.161	39.867	39.867	40.171	40.171	40.629	40.629
	IP2	30.754	1:12.133			29.196	1:09.054	30.916	1:12.077	29.087	1:08.954	30.035	1:10.206	29.977	1:10.606
	FL	37.150	1:49.283			35.637	1:44.691	37.165	1:49.242	36.105	1:45.059	35.900	1:46.106	35.991	1:46.597
12	IP1	41.228	41.228			39.303	39.303	41.780	41.780	39.865	39.865	39.490	39.490	41.096	41.096
	IP2	30.244	1:11.472			29.288	1:08.591	30.451	1:12.231	29.555	1:09.420	29.969	1:09.459	30.183	1:11.279
	FL	36.414	1:47.886			34.931	1:43.522	37.021	1:49.252	35.041	1:44.461	35.121	1:44.580	36.144	1:47.423
13	IP1	41.554	41.554			39.247	39.247	41.132	41.132	39.657	39.657	39.349	39.349	40.709	40.709
	IP2	30.515	1:12.069			29.159	1:08.406	30.409	1:11.541	29.083	1:08.740	28.881	1:08.230	30.170	1:10.879
	FL	36.424	1:48.493			35.028	1:43.434	36.502	1:48.043	34.778	1:43.518	34.917	1:43.147	35.851	1:46.730
14	IP1	41.460	41.460			41.344	41.344	41.621	41.621	39.629	39.629	39.309	39.309	40.862	40.862
	IP2	30.368	1:11.828			29.177	1:10.521	30.804	1:12.425	29.051	1:08.680	28.952	1:08.261	30.496	1:11.358
	FL	36.974	1:48.802			35.046	1:45.567	37.194	1:49.619	34.852	1:43.532	34.820	1:43.081	36.668	1:48.026
15	IP1	42.056	42.056			39.697	39.697	41.383	41.383	39.540	39.540	39.297	39.297	41.230	41.230
	IP2	30.509	1:12.565			29.048	1:08.745	30.926	1:12.309	29.342	1:08.882	28.943	1:08.240	30.627	1:11.857
	FL	40.340	1:52.905			35.618	1:44.363	37.383	1:49.692	39.761	1:48.643	39.706	1:47.946	37.007	1:48.864



3
d14

23 - 24 octubre 2021

MASTERS HISTORIC FORMULA ONE

Race 1

ANALYSIS

Número	74		76		78		99		0		0		0	
	Vta	Sector	Vuelta	Sector	Vuelta	Sector	Vuelta	Sector	Vuelta	Sector	Vuelta	Sector	Vuelta	
1	IP1	47.883	47.883	47.219	47.219	44.697	44.697	42.114	42.114					
	IP2	31.921	1:19.804	31.110	1:18.329	29.701	1:14.398	29.213	1:11.327					
	FL	37.985	1:57.789	36.498	1:54.827	35.371	1:49.769	34.615	1:45.942					
2	IP1	43.044	43.044	40.584	40.584	39.940	39.940	38.730	38.730					
	IP2	32.356	1:15.400	30.615	1:11.199	29.524	1:09.464	28.776	1:07.506					
	FL	38.073	1:53.473	35.894	1:47.093	35.425	1:44.889	34.309	1:41.815					
3	IP1	43.106	43.106	41.309	41.309	40.191	40.191	38.744	38.744					
	IP2	32.472	1:15.578	30.811	1:12.120	29.512	1:09.703	28.760	1:07.504					
	FL	38.023	1:53.601	35.778	1:47.898	35.361	1:45.064	34.455	1:41.959					
4	IP1	43.275	43.275	41.046	41.046	40.074	40.074	38.947	38.947					
	IP2	32.249	1:15.524	30.518	1:11.564	29.427	1:09.501	29.008	1:07.955					
	FL	37.792	1:53.316	36.080	1:47.644	35.115	1:44.616	34.339	1:42.294					
5	IP1	42.813	42.813	41.073	41.073	40.375	40.375	38.669	38.669					
	IP2	32.398	1:15.211	30.392	1:11.465	29.558	1:09.933	28.825	1:07.494					
	FL	37.810	1:53.021	35.703	1:47.168	35.229	1:45.162	34.722	1:42.216					
6	IP1	43.073	43.073	40.783	40.783	40.575	40.575	38.731	38.731					
	IP2	31.898	1:14.971	30.301	1:11.084	29.884	1:10.459	28.779	1:07.510					
	FL	37.538	1:52.509	35.753	1:46.837	35.597	1:46.056	34.432	1:41.942					
7	IP1	43.082	43.082	40.699	40.699	40.580	40.580	39.054	39.054					
	IP2	31.816	1:14.898	30.108	1:10.807	29.516	1:10.096	28.810	1:07.864					
	FL	37.348	1:52.246	35.551	1:46.358	35.676	1:45.772	35.036	1:42.900					
8	IP1	42.830	42.830	40.756	40.756	40.979	40.979	38.943	38.943					
	IP2	32.078	1:14.908	30.309	1:11.065	30.284	1:11.263	29.219	1:08.162					
	FL	37.740	1:52.648	35.424	1:46.489	35.459	1:46.722	34.572	1:42.734					
9	IP1	43.279	43.279	40.654	40.654	40.279	40.279	39.027	39.027					
	IP2	31.838	1:15.117	29.531	1:10.185	31.440	1:11.719	28.806	1:07.833					
	FL	37.422	1:52.539	35.188	1:45.373	35.847	1:47.566	34.638	1:42.471					
10	IP1	42.426	42.426	42.063	42.063	40.404	40.404	39.403	39.403					
	IP2	32.069	1:14.495	30.023	1:12.086	29.682	1:10.086	28.879	1:08.282					
	FL	37.388	1:51.883	36.715	1:48.801	35.449	1:45.535	35.291	1:43.573					
11	IP1	43.365	43.365	40.435	40.435	40.146	40.146	39.058	39.058					
	IP2	32.765	1:16.130	30.774	1:11.209	29.609	1:09.755	28.396	1:07.454					
	FL	38.934	1:55.064	36.144	1:47.353	35.450	1:45.205	34.558	1:42.012					
12	IP1	42.610	42.610	40.874	40.874	40.362	40.362	39.134	39.134					
	IP2	32.914	1:15.524	30.355	1:11.229	29.869	1:10.231	28.812	1:07.946					
	FL	38.455	1:53.979	35.869	1:47.098	35.261	1:45.492	34.492	1:42.438					
13	IP1	43.558	43.558	40.920	40.920	40.819	40.819	39.142	39.142					
	IP2	32.320	1:15.878	30.390	1:11.310	29.714	1:10.533	29.025	1:08.167					
	FL	37.405	1:53.283	35.957	1:47.267	35.948	1:46.481	34.949	1:43.116					
14	IP1	42.855	42.855	41.571	41.571	40.664	40.664	39.118	39.118					
	IP2	31.831	1:14.686	30.787	1:12.358	29.958	1:10.622	28.833	1:07.951					
	FL	38.544	1:53.230	36.924	1:49.282	35.723	1:46.345	34.886	1:42.837					
15	IP1			41.961	41.961	40.850	40.850	39.671	39.671					
	IP2			31.352	1:13.313	30.221	1:11.071	29.436	1:09.107					
	FL		-----	37.281	1:50.594	36.222	1:47.293	35.608	1:44.715					





d15

MASTERS HISTORIC FORMULA ONE Race 1 40 BEST LAPS

Dorsal	Piloto	Nat	Equipo	Maq.	Hora	Vuelta	Tiempo
7	Mike CANTILLON	IRL		Williams F	14:52:27	3	1:40.884
7	Mike CANTILLON	IRL		Williams F	14:50:46	2	1:41.007
7	Mike CANTILLON	IRL		Williams F	14:57:31	6	1:41.148
7	Mike CANTILLON	IRL		Williams F	14:54:08	4	1:41.436
7	Mike CANTILLON	IRL		Williams F	15:00:56	8	1:41.497
7	Mike CANTILLON	IRL		Williams F	15:02:38	9	1:41.598
11	Marco WERNER	GER		Lotus 81	14:50:48	2	1:41.740
11	Marco WERNER	GER		Lotus 81	14:57:35	6	1:41.761
6	Nick PADMORE	GBR		Lotus 77	14:52:30	3	1:41.795
99	Jamie CONSTABLE	GBR		Tyrrell 011	14:50:49	2	1:41.815
11	Marco WERNER	GER		Lotus 81	14:52:30	3	1:41.855
6	Nick PADMORE	GBR		Lotus 77	14:54:12	4	1:41.904
11	Marco WERNER	GER		Lotus 81	14:54:11	4	1:41.906
6	Nick PADMORE	GBR		Lotus 77	14:50:48	2	1:41.911
7	Mike CANTILLON	IRL		Williams F	14:55:50	5	1:41.934
99	Jamie CONSTABLE	GBR		Tyrrell 011	14:57:37	6	1:41.942
99	Jamie CONSTABLE	GBR		Tyrrell 011	14:52:31	3	1:41.959
99	Jamie CONSTABLE	GBR		Tyrrell 011	15:06:11	11	1:42.012
11	Marco WERNER	GER		Lotus 81	14:55:53	5	1:42.077
6	Nick PADMORE	GBR		Lotus 77	14:57:36	6	1:42.092
11	Marco WERNER	GER		Lotus 81	15:07:53	12	1:42.094
7	Mike CANTILLON	IRL		Williams F	15:12:56	15	1:42.095
11	Marco WERNER	GER		Lotus 81	15:09:35	13	1:42.192
99	Jamie CONSTABLE	GBR		Tyrrell 011	14:55:56	5	1:42.216
6	Nick PADMORE	GBR		Lotus 77	14:55:54	5	1:42.238
99	Jamie CONSTABLE	GBR		Tyrrell 011	14:54:13	4	1:42.294
11	Marco WERNER	GER		Lotus 81	15:02:44	9	1:42.383
6	Nick PADMORE	GBR		Lotus 77	15:02:45	9	1:42.418
99	Jamie CONSTABLE	GBR		Tyrrell 011	15:07:54	12	1:42.438
99	Jamie CONSTABLE	GBR		Tyrrell 011	15:02:46	9	1:42.471
21	Katsuaki KUBOTA	JAP		Lotus 91/7	15:04:41	10	1:42.482
37	Christophe D'ANSEMBOUR	BEL		Williams F	14:57:43	6	1:42.644
7	Mike CANTILLON	IRL		Williams F	15:07:46	12	1:42.658
11	Marco WERNER	GER		Lotus 81	15:06:10	11	1:42.663
99	Jamie CONSTABLE	GBR		Tyrrell 011	15:01:03	8	1:42.734
11	Marco WERNER	GER		Lotus 81	15:11:17	14	1:42.769
37	Christophe D'ANSEMBOUR	BEL		Williams F	14:54:17	4	1:42.784
6	Nick PADMORE	GBR		Lotus 77	15:09:39	13	1:42.796
11	Marco WERNER	GER		Lotus 81	15:01:02	8	1:42.801
37	Christophe D'ANSEMBOUR	BEL		Williams F	14:59:26	7	1:42.823



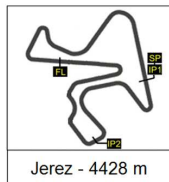


d16

MASTERS HISTORIC FORMULA ONE Race 1 TOP FIVE LAPS

Piloto	Nat	Equipo	Top Five Laps					
7	Mike	CANTILLON	IRL	1:40.884	1:41.007	1:41.148	1:41.436	1:41.497
11	Marco	WERNER	GER	1:41.740	1:41.761	1:41.855	1:41.906	1:42.077
6	Nick	PADMORE	GBR	1:41.795	1:41.904	1:41.911	1:42.092	1:42.238
99	Jamie	CONSTABLE	GBR	1:41.815	1:41.942	1:41.959	1:42.012	1:42.216
21	Katsuaki	KUBOTA	JAP	1:42.482	1:42.894	1:43.117	1:43.171	1:43.314
37	Christophe	D'ANSEMOU	BEL	1:42.644	1:42.784	1:42.823	1:43.081	1:43.135
34	Miles	GRIFFITHS	GBR	1:42.942	1:43.080	1:43.160	1:43.176	1:43.450
12	Steve	BROOKS	GBR	1:43.102	1:43.104	1:43.166	1:43.378	1:43.630
2	Lukas	HALUSA	AUT	1:43.691	1:43.768	1:44.112	1:44.167	1:44.185
78	Warren	BRIGGS	NZL	1:44.616	1:44.889	1:45.064	1:45.162	1:45.205
76	Max	SMITH-HILLIARD	GBR	1:45.373	1:46.358	1:46.489	1:46.837	1:47.093
38	Patrick	D'AUBREY	FRA	1:46.597	1:46.730	1:46.738	1:46.835	1:46.934
16	Mark	HAZELL	GBR	1:46.621	1:46.939	1:47.204	1:47.609	1:47.886
18	Marc	DEVIS	BEL	1:46.710	1:46.837	1:46.847	1:46.885	1:46.987
22	Paul	TATTERSALL	GBR	1:46.783	1:47.515	1:47.551	1:47.732	1:47.792
74	Steve	FARTHING	GBR	1:51.883	1:52.246	1:52.509	1:52.539	1:52.648
9	Robert	BLAIN	USA	1:52.034	1:52.179	1:52.483	1:52.873	1:52.969
15	Michel	BAUDOIN	FRA	1:57.775	1:58.267	1:59.164	1:59.265	2:00.270





d17

MASTERS HISTORIC FORMULA ONE Race 1 40 BEST MAXIMUM SPEEDS

Dorsal	Piloto	Nat	Equipo	Maq.	Hora	Vuelta	Vmax
12	Steve BROOKS	GBR		Lotus 91	14:53:14	3	238,4
12	Steve BROOKS	GBR		Lotus 91	14:58:26	6	237,9
12	Steve BROOKS	GBR		Lotus 91	14:49:48	1	237,9
12	Steve BROOKS	GBR		Lotus 91	15:01:57	8	237,9
12	Steve BROOKS	GBR		Lotus 91	14:54:58	4	237,4
12	Steve BROOKS	GBR		Lotus 91	15:03:40	9	237,4
12	Steve BROOKS	GBR		Lotus 91	15:07:17	11	237,4
38	Patrick D'AUBREBY	FRA		March 761	14:48:08	0	237,4
12	Steve BROOKS	GBR		Lotus 91	14:56:42	5	236,8
12	Steve BROOKS	GBR		Lotus 91	15:12:31	14	236,8
12	Steve BROOKS	GBR		Lotus 91	15:09:01	12	236,8
12	Steve BROOKS	GBR		Lotus 91	14:51:32	2	236,3
21	Katsuaki KUBOTA	JAP		Lotus 91/7	14:53:15	3	235,8
21	Katsuaki KUBOTA	JAP		Lotus 91/7	15:01:55	8	235,8
6	Nick PADMORE	GBR		Lotus 77	15:05:09	10	235,8
21	Katsuaki KUBOTA	JAP		Lotus 91/7	14:51:32	2	235,3
6	Nick PADMORE	GBR		Lotus 77	14:48:03	0	235,3
6	Nick PADMORE	GBR		Lotus 77	14:58:15	6	235,3
99	Jamie CONSTABLE	GBR		Tyrrell 011	15:01:42	8	235,3
21	Katsuaki KUBOTA	JAP		Lotus 91/7	14:56:43	5	234,8
21	Katsuaki KUBOTA	JAP		Lotus 91/7	14:49:49	1	234,8
21	Katsuaki KUBOTA	JAP		Lotus 91/7	15:08:48	12	234,8
6	Nick PADMORE	GBR		Lotus 77	15:01:42	8	234,8
12	Steve BROOKS	GBR		Lotus 91	15:05:25	10	234,8
6	Nick PADMORE	GBR		Lotus 77	14:53:09	3	234,3
6	Nick PADMORE	GBR		Lotus 77	14:56:33	5	234,3
6	Nick PADMORE	GBR		Lotus 77	14:59:59	7	234,3
12	Steve BROOKS	GBR		Lotus 91	15:10:47	13	234,3
99	Jamie CONSTABLE	GBR		Tyrrell 011	15:08:33	12	234,3
21	Katsuaki KUBOTA	JAP		Lotus 91/7	14:58:27	6	233,8
99	Jamie CONSTABLE	GBR		Tyrrell 011	14:54:52	4	233,8
6	Nick PADMORE	GBR		Lotus 77	15:10:18	13	233,8
6	Nick PADMORE	GBR		Lotus 77	15:03:24	9	233,8
6	Nick PADMORE	GBR		Lotus 77	15:08:35	12	233,8
37	Christophe D'ANSEMBOUR	BEL		Williams F	14:56:40	5	233,8
37	Christophe D'ANSEMBOUR	BEL		Williams F	15:07:03	11	233,8
21	Katsuaki KUBOTA	JAP		Lotus 91/7	15:03:37	9	233,3
6	Nick PADMORE	GBR		Lotus 77	14:51:27	2	233,3
6	Nick PADMORE	GBR		Lotus 77	14:49:45	1	233,3
18	Marc DEVIS	BEL		Surtees TS1	14:57:05	5	233,3



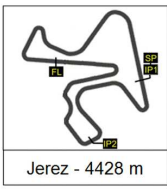


d18

MASTERS HISTORIC FORMULA ONE Race 1 TOP FIVE MAXIMUM SPEEDS

Piloto	Nat	Equipo	Top Five Vmax				
12 Steve BROOKS	GBR		238,4	237,9	237,9	237,9	237,4
38 Patrick D'AUBREBY	FRA		237,4	233,3	233,3	232,3	232,3
21 Katsuaki KUBOTA	JAP		235,8	235,8	235,3	234,8	234,8
6 Nick PADMORE	GBR		235,8	235,3	235,3	234,8	234,3
99 Jamie CONSTABLE	GBR		235,3	234,3	233,8	233,3	233,3
37 Christophe D'ANSEMOU	BEL		233,8	233,8	233,3	233,3	233,3
18 Marc DEVIS	BEL		233,3	231,8	231,3	230,8	230,8
34 Miles GRIFFITHS	GBR		232,3	232,3	232,3	232,3	231,8
7 Mike CANTILLON	IRL		231,3	230,8	230,8	229,8	229,8
2 Lukas HALUSA	AUT		231,3	230,8	230,3	230,3	229,8
16 Mark HAZELL	GBR		230,8	229,8	229,3	228,8	227,8
78 Warren BRIGGS	NZL		230,8	229,8	228,8	228,8	228,8
76 Max SMITH-HILLIARD	GBR		230,3	228,8	228,8	227,8	227,8
22 Paul TATTERSALL	GBR		226,9	225,5	225,0	224,5	224,5
9 Robert BLAIN	USA		223,6	222,7	222,7	222,7	220,4
74 Steve FARTHING	GBR		222,7	222,2	221,8	221,3	220,9
15 Michel BAUDOIN	FRA		220,0	219,1	218,6	217,3	216,0
11 Marco WERNER	GER						





d19

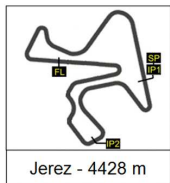
MASTERS HISTORIC FORMULA ONE

Race 1

PLANNING

Vta	1	2	3	4	5	6	7	8	9	10	11	12	13	14	15	16	17	18	19	20	21	22	23	24	25	26	27	28	29	30	31	32
0	7	11	6	99	37	34	12	21	2	78	18	16	38	76	22	74	9	15														
1	7	11	6	99	37	34	12	21	2	78	38	18	16	76	22	74	9	15														
2	7	11	6	99	37	34	12	21	2	78	38	18	16	76	22	74	9	15														
3	7	11	6	99	37	34	12	21	2	78	38	18	16	76	22	74	9	15														
4	7	11	6	99	37	34	12	21	2	78	38	18	16	76	22	74	9	15														
5	7	11	6	99	37	34	12	21	2	78	38	18	16	76	22	74	9	15														
6	7	11	6	99	37	34	12	21	2	78	38	18	16	76	22	74	9	15 ¹														
7	7	11	6	99	37	34	21	12	2	78	38	18	16	76	22	74	9	15 ¹														
8	7	11	6	99	37	34	21	12	2	78	38	18	76	16	22	74	9	15 ¹														
9	7	11	6	99	37	34	21	12	2	78	38	18	76	16	22	74 ¹	9 ¹	15 ¹														
10	7	11	99	6	37	34	21	12	2	78	38	76	16	22	74 ¹	15 ¹																
11	7	11	99	6	37	34	21	2	12	78	38	76	16	22	74 ¹																	
12	7	11	99	6	37	34	21	2	12	78	38	76	16	22	74 ¹																	
13	7	11	99	6	37	34	21	2	12	78	38	76	16	22	74 ¹																	
14	7	11	99	6	37	34	21	2	12	78	38	76	16	22	74 ¹																	
15	7	11	99	6	37	21	34	2	12	78	38	76	16	22																		





d20

MASTERS HISTORIC FORMULA ONE Race 2 STARTING GRID



		2	
1	11	Marco WERNER	
		4	
2	6	Nick PADMORE	
		6	
3	21	Katsuaki KUBOTA	
		8	
4	2	Lukas HALUSA	
		10	
5	78	Warren BRIGGS	
		12	
6	76	Max SMITH-HILLIARD	
		14	
7	22	Paul TATTERSALL	
		16	
8	15	Michel BAUDOIN	
		18	
9	9	Robert BLAIN	

		1	
7	Mike CANTILLON		
		3	
99	Jamie CONSTABLE		
		5	
37	Christophe D'ANSEMBOURG		
		7	
34	Miles GRIFFITHS		
		9	
12	Steve BROOKS		
		11	
38	Patrick D'AUBREBY		
		13	
16	Mark HAZELL		
		15	
74	Steve FARTHING		
		17	
18	Marc DEVIS		

STEWARDS

RACE DIRECTOR

TIMEKEEPER





d21

MASTERS HISTORIC FORMULA ONE Race 2 PROVISIONAL CLASSIFICATION

CONDICIONES ATMOSFERICAS: **Soleado**

ESTADO DE LA PISTA: **Seca**

Ord. #	Piloto	Club	Marca	Neum NV	Tiempo	Dif	VR	Vta	Ráp.
1	11 h	Marco WERNER	Lotus 81	13	22:46.036	----	11	1:42.344	
2	99 h	Jamie CONSTABLE	Tyrrell 011	13	22:47.233	1.197	2	1:42.301	
3	34 f	Miles GRIFFITHS	FILtipaldi F5	13	22:48.989	2.953	2	1:42.119	
4	21 h	Katsuaki KUBOTA	Lotus 91/7	13	22:58.292	12.256	2	1:43.967	
5	12 h	Steve BROOKS	Lotus 91	13	23:05.410	19.374	10	1:44.951	
6	2 f	Lukas HALUSA	McLaren M2	13	23:08.566	22.530	10	1:45.104	
7	37 h	Christophe D'ANSEMOU	Williams F	13	23:29.555	43.519	2	1:39.913	
8	76 f	Max SMITH-HILLIARD	Shadow DN	13	24:01.380	1:15.344	11	1:46.658	
9	18 f	Marc DEVIS	Surtees TS1	13	24:01.673	1:15.637	11	1:47.035	
10	22 h	Paul TATTERSALL	Ensign N17	13	24:04.287	1:18.251	2	1:49.166	
11	15 f	Michel BAUDOIN	Hesketh 30	11	22:50.604	2 Vuelta	7	1:59.321	
12	7 h	Mike CANTILLON	Williams F	11	23:31.868	2 Vuelta	9	1:41.312	
13	6 f	Nick PADMORE	Lotus 77	10	17:20.740	3 Vuelta	2	1:42.444	
14	9 f	Robert BLAIN	March 761	10	19:28.601	3 Vuelta	6	1:54.517	
15	38 f	Patrick D'AUBREBY	March 761	3	7:47.990	10 Vuelta	1	1:57.486	
16	78 h	Warren BRIGGS	McLaren M2	2	3:35.331	11 Vuelta	2	1:44.083	
17	74	Steve FARTHING	Lola T332	1	1:59.015	12 Vuelta	1	1:54.925	

#37 - 40 secs. time penalty (track limits)

#7 - 5 secs. time penalty (track limits)

Vuelta rápida realizada por el piloto Nº 37.- Christophe D'ANSEMOU en un tiempo de 1:39.913 en la vuelta 2ª.

Provisional

Definitiva

Circuito de Jerez, 24 DE OCTUBRE DE 2021

STEWARDS Mark VAN GEEL (NED) Int. Steward (Chairman)	Dorothea BOQUOI Steward	Francisco GALÁN Steward	RACE DIRECTOR	TIMEKEEPER
Hora:			Hora:	RESULTADOS PUBLICADOS A LAS 15:10 HORAS





d22

MASTERS HISTORIC FORMULA ONE Race 2 - Emerson Fittipaldi Class CLASSIFICATION

CONDICIONES ATMOSFERICAS: **Soleado**

ESTADO DE LA PISTA: **Seca**

Ord. #	Piloto	Club	Marca	Neum NV	Tiempo	Dif	VR	Vta	Ráp.
1	34 f	Miles GRIFFITHS	FILtipaldi F5	13	22:48.989	----	2		1:42.119
2	2 f	Lukas HALUSA	McLaren M2	13	23:08.566	19.577	10		1:45.104
3	76 f	Max SMITH-HILLIARD	Shadow DN	13	24:01.380	1:12.391	11		1:46.658
4	18 f	Marc DEVIS	Surtees TS1	13	24:01.673	1:12.684	11		1:47.035
5	15 f	Michel BAUDOIN	Hesketh 30	11	22:50.604	2 Vuelta	7		1:59.321
6	6 f	Nick PADMORE	Lotus 77	10	17:20.740	3 Vuelta	2		1:42.444
7	9 f	Robert BLAIN	March 761	10	19:28.601	3 Vuelta	6		1:54.517
8	38 f	Patrick D'AUBREBY	March 761	3	7:47.990	10 Vuelta	1		1:57.486

Vuelta rápida realizada por el piloto N° 37.- Christophe D'ANSEMBOURG en un tiempo de 1:39.913 en la vuelta 2ª.

Provisional

Definitiva

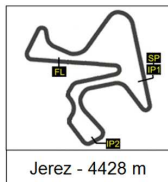
Circuito de Jerez, 24 DE OCTUBRE DE 2021

STEWARDS	RACE DIRECTOR	TIMEKEEPER
Hora:	Hora:	RESULTADOS PUBLICADOS A LAS 15:10 HORAS

LiveTiming: live.crono-jerez.com

Pág 1 de 1





d23

MASTERS HISTORIC FORMULA ONE Race 2 - Patrick Head Class CLASSIFICATION

CONDICIONES ATMOSFERICAS: **Soleado**

ESTADO DE LA PISTA: **Seca**

Ord. #	Piloto	Club	Marca	Neum NV	Tiempo	Dif	VR	Vta	Ráp.
1	11 h	Marco WERNER	Lotus 81	13	22:46.036	----	11		1:42.344
2	99 h	Jamie CONSTABLE	Tyrrell 011	13	22:47.233	1.197	2		1:42.301
3	21 h	Katsuaki KUBOTA	Lotus 91/7	13	22:58.292	12.256	2		1:43.967
4	12 h	Steve BROOKS	Lotus 91	13	23:05.410	19.374	10		1:44.951
5	37 h	Christophe D'ANSEMOU	Williams F	13	23:29.555	43.519	2		1:39.913
6	22 h	Paul TATTERSALL	Ensign N17	13	24:04.287	1:18.251	2		1:49.166
7	7 h	Mike CANTILLON	Williams F	11	23:31.868	2 Vuelta	9		1:41.312
8	78 h	Warren BRIGGS	McLaren M2	2	3:35.331	11 Vuelta	2		1:44.083

Vuelta rápida realizada por el piloto Nº 37.- Christophe D'ANSEMOU en un tiempo de 1:39.913 en la vuelta 2ª.

Provisional

Definitiva

Circuito de Jerez, 24 DE OCTUBRE DE 2021

STEWARDS	RACE DIRECTOR	TIMEKEEPER
Hora:	Hora:	RESULTADOS PUBLICADOS A LAS 15:10 HORAS





d24

MASTERS HISTORIC FORMULA ONE Race 2 - Niki Lauda Class CLASSIFICATION

CONDICIONES ATMOSFERICAS: **Soleado**

ESTADO DE LA PISTA: **Seca**

Ord. #	Piloto	Club	Marca	Neum NV	Tiempo	Dif	VR	Vta Ráp.
--------	--------	------	-------	---------	--------	-----	----	----------

Vuelta rápida realizada por el piloto N° 37.- Christophe D'ANSEMBOURG en un tiempo de 1:39.913 en la vuelta 2ª.

Provisional

Definitiva


Circuito de Jerez, 24 DE OCTUBRE DE 2021

STEWARDS Hora:	RACE DIRECTOR Hora:	TIMEKEEPER RESULTADOS PUBLICADOS A LAS 15:10 HORAS
-------------------	------------------------	---

LiveTiming: live.crono-jerez.com

Pág 1 de 1





d25

MASTERS HISTORIC FORMULA ONE

Race 2

LAP BY LAP

Vuelta	2	6	7	9	11	12	15	18	21	22	34	37
1	1:50.297	1:45.064	1:48.604	2:01.259	1:45.816	1:48.836	2:01.503	1:54.915	1:48.734	1:53.078	1:48.350	1:43.828
2	1:45.666	1:42.444*	1:50.464	1:55.504	1:42.504	1:46.184	2:04.789	1:48.163	1:43.967*	1:49.166*	1:42.119*	1:39.913*
3	1:47.568	1:45.975	1:46.220	1:56.982	1:45.506	1:46.538	2:09.140	1:48.020	1:44.805	1:49.493	1:43.666	1:51.218
4	1:46.258	1:43.792	1:43.234	1:56.537	1:44.694	1:46.059	2:05.826	1:50.031	1:46.038	1:50.744	1:44.129	1:43.353
5	1:45.201	1:44.190	1:46.552	1:56.785	1:43.478	1:46.531	2:05.224	1:49.158	1:46.320	1:51.166	1:44.161	1:52.115
6	1:46.755	1:45.824	1:44.801	1:54.517*	1:45.418	1:47.096	2:00.702	1:50.453	1:46.351	1:50.063	1:44.621	1:43.518
7	1:47.715	1:43.232	1:43.204	1:55.481	1:43.286	1:47.586	1:59.321*	1:48.865	1:46.265	1:50.340	1:43.800	1:43.980
8	1:46.126	1:42.986	1:42.881	1:55.274	1:42.883	1:46.207	2:00.463	1:49.704	1:45.749	1:50.081	1:43.288	1:42.990
9	1:45.571	1:42.910	1:41.312*	1:55.236	1:42.715	1:45.825	2:00.331	1:48.488	1:45.134	1:50.193	1:43.294	1:43.014
10	1:45.104*	1:42.892	1:43.310	1:54.866	1:42.898	1:44.951*	1:59.659	1:48.863	1:44.686	1:50.531	1:43.683	1:44.788
11	1:45.137		PIT EXIT		1:42.344*	1:45.094	2:17.815	1:47.035*	1:45.857	1:49.993	1:43.701	1:43.109
12	1:45.151				1:42.934	1:45.362		1:48.882	1:44.434	1:49.875	1:43.628	1:42.580
13	1:49.409				1:59.747	1:46.379		2:03.762	1:47.688	1:55.943	1:58.126	2:33.902

Vuelta	38	74	76	78	99							
1	1:57.486*	1:54.925*	1:51.559	1:48.375	1:45.225							
2	PIT EXIT		1:47.313	1:44.083*	1:42.301*							
3	1:58.057		1:47.642		1:46.115							
4			1:48.394		1:43.686							
5			1:48.272		1:43.223							
6			1:48.314		1:46.071							
7			1:48.843		1:43.034							
8			1:49.125		1:42.898							
9			1:49.533		1:43.008							
10			1:47.557		1:42.830							
11			1:46.658*		1:42.783							
12			1:49.260		1:43.331							
13			2:15.625		2:01.121							





23 - 24 octubre 2021

1
d26

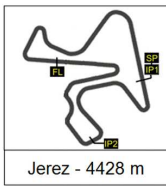
MASTERS HISTORIC FORMULA ONE

Race 2

ANALYSIS

Número	2		6		7		9		11		12		15		
	Vta	Sector	Vuelta	Sector	Vuelta	Sector	Vuelta	Sector	Vuelta	Sector	Vuelta	Sector	Vuelta		
1	IP1	43.448	43.448	41.612	41.612	42.338	42.338	48.340	48.340	41.911	41.911	43.349	43.349	48.373	48.373
	IP2	31.022	1:14.470	29.051	1:10.663	29.992	1:12.330	33.198	1:21.538	29.103	1:11.014	30.290	1:13.639	33.051	1:21.424
	FL	35.827	1:50.297	34.401	1:45.064	36.274	1:48.604	39.721	2:01.259	34.802	1:45.816	35.197	1:48.836	40.079	2:01.503
2	IP1	40.474	40.474	38.897	38.897	46.296	46.296	43.229	43.229			41.189	41.189	45.857	45.857
	IP2	29.612	1:10.086	28.872	1:07.769	29.244	1:15.540	31.935	1:15.164	1:08.01	1:08.017	29.589	1:10.778	34.432	1:20.289
	FL	35.580	1:45.666	34.675	1:42.444	34.924	1:50.464	40.340	1:55.504	34.487	1:42.504	35.406	1:46.184	44.500	2:04.789
3	IP1	40.021	40.021	39.607	39.607	39.381	39.381	42.933	42.933			40.242	40.242	46.254	46.254
	IP2	29.771	1:09.792	29.727	1:09.334	28.659	1:08.040	32.153	1:15.086	1:09.62	1:09.624	29.782	1:10.024	35.335	1:21.589
	FL	37.776	1:47.568	36.641	1:45.975	38.180	1:46.220	41.896	1:56.982	35.882	1:45.506	36.514	1:46.538	47.551	2:09.140
4	IP1	40.008	40.008	39.143	39.143	39.039	39.039	43.398	43.398			40.279	40.279	45.852	45.852
	IP2	30.069	1:10.077	28.830	1:07.973	28.224	1:07.263	32.033	1:15.431	1:08.66	1:08.660	29.421	1:09.700	34.882	1:20.734
	FL	36.181	1:46.258	35.819	1:43.792	35.971	1:43.234	41.106	1:56.537	36.034	1:44.694	36.359	1:46.059	45.092	2:05.826
5	IP1	40.018	40.018	40.134	40.134	40.219	40.219	43.263	43.263	39.433	39.433	40.239	40.239	46.387	46.387
	IP2	29.404	1:09.422	28.894	1:09.028	29.956	1:10.175	33.071	1:16.334	28.817	1:08.250	29.823	1:10.062	34.150	1:20.537
	FL	35.779	1:45.201	35.162	1:44.190	36.377	1:46.552	40.451	1:56.785	35.228	1:43.478	36.469	1:46.531	44.687	2:05.224
6	IP1	40.439	40.439	39.080	39.080	40.627	40.627	43.163	43.163	38.918	38.918	40.620	40.620	44.715	44.715
	IP2	29.902	1:10.341	28.871	1:07.951	29.540	1:10.167	31.977	1:15.140	28.904	1:07.822	30.017	1:10.637	34.064	1:18.779
	FL	36.414	1:46.755	37.873	1:45.824	34.634	1:44.801	39.377	1:54.517	37.596	1:45.418	36.459	1:47.096	41.923	2:00.702
7	IP1	40.747	40.747	39.173	39.173	38.338	38.338	43.483	43.483			40.559	40.559	44.644	44.644
	IP2	29.935	1:10.682	29.106	1:08.279	28.662	1:07.000	32.477	1:15.960	1:08.20	1:08.205	29.915	1:10.474	33.489	1:18.133
	FL	37.033	1:47.715	34.953	1:43.232	36.204	1:43.204	39.521	1:55.481	35.081	1:43.286	37.112	1:47.586	41.188	1:59.321
8	IP1	40.267	40.267	39.072	39.072	39.697	39.697	43.092	43.092	38.942	38.942	40.276	40.276	45.091	45.091
	IP2	29.701	1:09.968	28.927	1:07.999	28.942	1:08.639	32.019	1:15.111	28.922	1:07.864	29.718	1:09.994	33.531	1:18.622
	FL	36.158	1:46.126	34.987	1:42.986	34.242	1:42.881	40.163	1:55.274	35.019	1:42.883	36.213	1:46.207	41.841	2:00.463
9	IP1	40.433	40.433	39.143	39.143	38.070	38.070	43.813	43.813	38.975	38.975	40.319	40.319	45.876	45.876
	IP2	29.505	1:09.938	28.963	1:08.106	28.389	1:06.459	32.266	1:16.079	28.960	1:07.935	29.551	1:09.870	33.687	1:19.563
	FL	35.633	1:45.571	34.804	1:42.910	34.853	1:41.312	39.157	1:55.236	34.780	1:42.715	35.955	1:45.825	40.768	2:00.331
10	IP1	40.248	40.248	38.953	38.953	38.084	38.084	42.555	42.555	39.021	39.021	39.879	39.879	44.055	44.055
	IP2	29.218	1:09.466	28.971	1:07.924	28.323	1:06.407	32.510	1:15.065	28.970	1:07.991	29.395	1:09.274	32.972	1:17.027
	FL	35.638	1:45.104	34.968	1:42.892	36.903	1:43.310	39.801	1:54.866	34.907	1:42.898	35.677	1:44.951	42.632	1:59.659
11	IP1	40.041	40.041	39.390	39.390	38.768	38.768	43.571	43.571	39.162	39.162	39.870	39.870	45.510	45.510
	IP2	29.539	1:09.580	29.743	1:19.133	34.937	1:13.705	8:51.10	9:34.676	28.716	1:07.878	29.532	1:09.402	33.596	1:19.106
	FL	35.557	1:45.137		-----	4:45.58	PIT EXIT		-----	34.466	1:42.344	35.692	1:45.094	58.709	2:17.815
12	IP1	39.846	39.846									39.690	39.690		
	IP2	29.658	1:09.504							1:07.78	1:07.783	29.807	1:09.497		
	FL	35.647	1:45.151				-----			35.151	1:42.934	35.865	1:45.362		-----
13	IP1	40.044	40.044									39.950	39.950		
	IP2	30.939	1:10.983							1:08.76	1:08.766	29.815	1:09.765		
	FL	38.426	1:49.409							50.981	1:59.747	36.614	1:46.379		





23 - 24 octubre 2021

2
d26

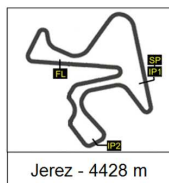
MASTERS HISTORIC FORMULA ONE

Race 2

ANALYSIS

Número	18		21		22		34		37		38		74		
	Vta	Sector	Vuelta	Sector	Vuelta	Sector	Vuelta	Sector	Vuelta	Sector	Vuelta	Sector	Vuelta		
1	IP1	46.625	46.625	42.359	42.359	45.629	45.629	42.589	42.589	40.884	40.884	46.150	46.150	46.220	46.220
	IP2	30.923	1:17.548	30.083	1:12.442	30.674	1:16.303	29.921	1:12.510	28.748	1:09.632	31.749	1:17.899	31.531	1:17.751
	FL	37.367	1:54.915	36.292	1:48.734	36.775	1:53.078	35.840	1:48.350	34.196	1:43.828	39.587	1:57.486	37.174	1:54.925
2	IP1	41.498	41.498	39.597	39.597	41.424	41.424	39.048	39.048	37.645	37.645	42.726	42.726	42.712	42.712
	IP2	30.394	1:11.892	28.695	1:08.292	30.474	1:11.898	28.700	1:07.748	28.045	1:05.690	35.029	1:17.755	32.919	1:15.631
	FL	36.271	1:48.163	35.675	1:43.967	37.268	1:49.166	34.371	1:42.119	34.223	1:39.913	2:30.16	PIT EXIT		-----
3	IP1	40.782	40.782	39.082	39.082	41.577	41.577	38.967	38.967	38.503	38.503	47.485	47.485		
	IP2	30.313	1:11.095	28.921	1:08.003	30.891	1:12.468	29.169	1:08.136	28.405	1:06.908	31.635	1:19.120		
	FL	36.925	1:48.020	36.802	1:44.805	37.025	1:49.493	35.530	1:43.666	44.310	1:51.218	38.937	1:58.057		
4	IP1	41.378	41.378	40.019	40.019	41.706	41.706	39.384	39.384	38.759	38.759	40.864	40.864		
	IP2	30.674	1:12.052	29.150	1:09.169	31.018	1:12.724	29.133	1:08.517	28.760	1:07.519	30.354	1:11.218		
	FL	37.979	1:50.031	36.869	1:46.038	38.020	1:50.744	35.612	1:44.129	35.834	1:43.353		-----		
5	IP1	41.348	41.348	40.210	40.210	42.619	42.619	39.852	39.852	47.665	47.665				
	IP2	30.539	1:11.887	28.980	1:09.190	31.125	1:13.744	29.119	1:08.971	28.923	1:16.588				
	FL	37.271	1:49.158	37.130	1:46.320	37.422	1:51.166	35.190	1:44.161	35.527	1:52.115				
6	IP1	41.299	41.299	40.416	40.416	41.327	41.327	39.370	39.370	39.243	39.243				
	IP2	31.668	1:12.967	29.318	1:09.734	30.564	1:11.891	29.263	1:08.633	28.958	1:08.201				
	FL	37.486	1:50.453	36.617	1:46.351	38.172	1:50.063	35.988	1:44.621	35.317	1:43.518				
7	IP1	41.315	41.315	39.006	39.006	41.608	41.608	39.777	39.777	39.667	39.667				
	IP2	30.709	1:12.024	30.610	1:09.616	30.661	1:12.269	29.166	1:08.943	28.778	1:08.445				
	FL	36.841	1:48.865	36.649	1:46.265	38.071	1:50.340	34.857	1:43.800	35.535	1:43.980				
8	IP1	41.657	41.657	39.966	39.966	41.645	41.645	39.412	39.412	39.025	39.025				
	IP2	30.822	1:12.479	29.409	1:09.375	31.340	1:12.985	29.094	1:08.506	29.021	1:08.046				
	FL	37.225	1:49.704	36.374	1:45.749	37.096	1:50.081	34.782	1:43.288	34.944	1:42.990				
9	IP1	41.484	41.484	39.844	39.844	41.633	41.633	39.324	39.324	38.788	38.788				
	IP2	30.321	1:11.805	29.663	1:09.507	31.197	1:12.830	29.146	1:08.470	28.707	1:07.495				
	FL	36.683	1:48.488	35.627	1:45.134	37.363	1:50.193	34.824	1:43.294	35.519	1:43.014				
10	IP1	41.819	41.819	39.281	39.281	41.461	41.461	39.858	39.858	39.463	39.463				
	IP2	30.402	1:12.221	28.968	1:08.249	31.540	1:13.001	29.031	1:08.889	29.594	1:09.057				
	FL	36.642	1:48.863	36.437	1:44.686	37.530	1:50.531	34.794	1:43.683	35.731	1:44.788				
11	IP1	40.725	40.725	39.374	39.374	41.798	41.798	39.250	39.250	39.313	39.313				
	IP2	30.340	1:11.065	29.416	1:08.790	30.599	1:12.397	29.616	1:08.866	29.092	1:08.405				
	FL	35.970	1:47.035	37.067	1:45.857	37.596	1:49.993	34.835	1:43.701	34.704	1:43.109				
12	IP1	41.537	41.537	39.141	39.141	41.095	41.095	39.395	39.395	38.693	38.693				
	IP2	30.595	1:12.132	29.139	1:08.280	31.512	1:12.607	29.267	1:08.662	29.140	1:07.833				
	FL	36.750	1:48.882	36.154	1:44.434	37.268	1:49.875	34.966	1:43.628	34.747	1:42.580				
13	IP1	41.697	41.697	39.209	39.209	41.572	41.572	39.478	39.478	39.753	39.753				
	IP2	32.445	1:14.142	29.652	1:08.861	33.527	1:15.099	29.419	1:08.897	29.699	1:09.452				
	FL	49.620	2:03.762	38.827	1:47.688	40.844	1:55.943	49.229	1:58.126	1:24.45	2:33.902				





MASTERS HISTORIC FORMULA ONE

Race 2

ANALYSIS

Número	76		78		99		0		0		0		0	
	Vta	Sector	Vuelta	Sector	Vuelta	Sector	Vuelta	Sector	Vuelta	Sector	Vuelta	Sector	Vuelta	
1	IP1	45.310	45.310	43.405	43.405	41.640	41.640							
	IP2	30.624	1:15.934	29.481	1:12.886	29.119	1:10.759							
	FL	35.625	1:51.559	35.489	1:48.375	34.466	1:45.225							
2	IP1	41.009	41.009	40.195	40.195	38.877	38.877							
	IP2	30.623	1:11.632	28.851	1:09.046	28.829	1:07.706							
	FL	35.681	1:47.313	35.037	1:44.083	34.595	1:42.301							
3	IP1	40.640	40.640	39.570	39.570	39.622	39.622							
	IP2	30.097	1:10.737	29.008	1:08.578	30.564	1:10.186							
	FL	36.905	1:47.642			35.929	1:46.115							
4	IP1	41.148	41.148			39.040	39.040							
	IP2	30.230	1:11.378			28.959	1:07.999							
	FL	37.016	1:48.394			35.687	1:43.686							
5	IP1	41.067	41.067			39.030	39.030							
	IP2	30.363	1:11.430			28.776	1:07.806							
	FL	36.842	1:48.272			35.417	1:43.223							
6	IP1	41.281	41.281			38.849	38.849							
	IP2	30.243	1:11.524			28.795	1:07.644							
	FL	36.790	1:48.314			38.427	1:46.071							
7	IP1	41.145	41.145			39.176	39.176							
	IP2	30.559	1:11.704			28.457	1:07.633							
	FL	37.139	1:48.843			35.401	1:43.034							
8	IP1	41.559	41.559			38.981	38.981							
	IP2	30.525	1:12.084			28.723	1:07.704							
	FL	37.041	1:49.125			35.194	1:42.898							
9	IP1	42.160	42.160			38.862	38.862							
	IP2	30.783	1:12.943			28.683	1:07.545							
	FL	36.590	1:49.533			35.463	1:43.008							
10	IP1	40.747	40.747			38.788	38.788							
	IP2	30.401	1:11.148			28.853	1:07.641							
	FL	36.409	1:47.557			35.189	1:42.830							
11	IP1	40.540	40.540			38.951	38.951							
	IP2	30.046	1:10.586			28.922	1:07.873							
	FL	36.072	1:46.658			34.910	1:42.783							
12	IP1	41.735	41.735			38.988	38.988							
	IP2	30.743	1:12.478			28.929	1:07.917							
	FL	36.782	1:49.260			35.414	1:43.331							
13	IP1	42.054	42.054			39.140	39.140							
	IP2	43.743	1:25.797			30.271	1:09.411							
	FL	49.828	2:15.625			51.710	2:01.121							



d27

MASTERS HISTORIC FORMULA ONE

Race 2

40 BEST LAPS

Dorsal	Piloto	Nat	Equipo	Maq.	Hora	Vuelta	Tiempo
37	Christophe D'ANSEMBOUR	BEL		Williams F	14:43:47	2	1:39.913
7	Mike CANTILLON	IRL		Williams F	14:56:11	9	1:41.312
34	Miles GRIFFITHS	GBR		FILtipaldi F5	14:43:55	2	1:42.119
99	Jamie CONSTABLE	GBR		Tyrrell 011	14:43:51	2	1:42.301
11	Marco WERNER	GER		Lotus 81	14:59:25	11	1:42.344
6	Nick PADMORE	GBR		Lotus 77	14:43:51	2	1:42.444
11	Marco WERNER	GER		Lotus 81	14:43:52	2	1:42.504
37	Christophe D'ANSEMBOUR	BEL		Williams F	15:01:17	12	1:42.580
11	Marco WERNER	GER		Lotus 81	14:56:00	9	1:42.715
99	Jamie CONSTABLE	GBR		Tyrrell 011	14:59:24	11	1:42.783
99	Jamie CONSTABLE	GBR		Tyrrell 011	14:57:42	10	1:42.830
7	Mike CANTILLON	IRL		Williams F	14:54:30	8	1:42.881
11	Marco WERNER	GER		Lotus 81	14:54:17	8	1:42.883
6	Nick PADMORE	GBR		Lotus 77	14:57:42	10	1:42.892
99	Jamie CONSTABLE	GBR		Tyrrell 011	14:54:16	8	1:42.898
11	Marco WERNER	GER		Lotus 81	14:57:43	10	1:42.898
6	Nick PADMORE	GBR		Lotus 77	14:56:00	9	1:42.910
11	Marco WERNER	GER		Lotus 81	15:01:08	12	1:42.934
6	Nick PADMORE	GBR		Lotus 77	14:54:17	8	1:42.986
37	Christophe D'ANSEMBOUR	BEL		Williams F	14:54:24	8	1:42.990
99	Jamie CONSTABLE	GBR		Tyrrell 011	14:55:59	9	1:43.008
37	Christophe D'ANSEMBOUR	BEL		Williams F	14:56:07	9	1:43.014
99	Jamie CONSTABLE	GBR		Tyrrell 011	14:52:33	7	1:43.034
37	Christophe D'ANSEMBOUR	BEL		Williams F	14:59:35	11	1:43.109
7	Mike CANTILLON	IRL		Williams F	14:52:47	7	1:43.204
99	Jamie CONSTABLE	GBR		Tyrrell 011	14:49:04	5	1:43.223
6	Nick PADMORE	GBR		Lotus 77	14:52:34	7	1:43.232
7	Mike CANTILLON	IRL		Williams F	14:47:32	4	1:43.234
11	Marco WERNER	GER		Lotus 81	14:52:34	7	1:43.286
34	Miles GRIFFITHS	GBR		FILtipaldi F5	14:54:18	8	1:43.288
34	Miles GRIFFITHS	GBR		FILtipaldi F5	14:56:02	9	1:43.294
7	Mike CANTILLON	IRL		Williams F	14:57:54	10	1:43.310
99	Jamie CONSTABLE	GBR		Tyrrell 011	15:01:08	12	1:43.331
37	Christophe D'ANSEMBOUR	BEL		Williams F	14:47:21	4	1:43.353
11	Marco WERNER	GER		Lotus 81	14:49:06	5	1:43.478
37	Christophe D'ANSEMBOUR	BEL		Williams F	14:50:57	6	1:43.518
34	Miles GRIFFITHS	GBR		FILtipaldi F5	15:01:13	12	1:43.628
34	Miles GRIFFITHS	GBR		FILtipaldi F5	14:45:38	3	1:43.666
34	Miles GRIFFITHS	GBR		FILtipaldi F5	14:57:45	10	1:43.683
99	Jamie CONSTABLE	GBR		Tyrrell 011	14:47:21	4	1:43.686





d28

MASTERS HISTORIC FORMULA ONE

Race 2

TOP FIVE LAPS

Piloto	Nat	Equipo	Top Five Laps				
37	Christophe D'ANSEMOU	BEL	1:39.913	1:42.580	1:42.990	1:43.014	1:43.109
7	Mike CANTILLON	IRL	1:41.312	1:42.881	1:43.204	1:43.234	1:43.310
34	Miles GRIFFITHS	GBR	1:42.119	1:43.288	1:43.294	1:43.628	1:43.666
99	Jamie CONSTABLE	GBR	1:42.301	1:42.783	1:42.830	1:42.898	1:43.008
11	Marco WERNER	GER	1:42.344	1:42.504	1:42.715	1:42.883	1:42.898
6	Nick PADMORE	GBR	1:42.444	1:42.892	1:42.910	1:42.986	1:43.232
21	Katsuaki KUBOTA	JAP	1:43.967	1:44.434	1:44.686	1:44.805	1:45.134
78	Warren BRIGGS	NZL	1:44.083	1:48.375	PARRILL		
12	Steve BROOKS	GBR	1:44.951	1:45.094	1:45.362	1:45.825	1:46.059
2	Lukas HALUSA	AUT	1:45.104	1:45.137	1:45.151	1:45.201	1:45.571
76	Max SMITH-HILLIARD	GBR	1:46.658	1:47.313	1:47.557	1:47.642	1:48.272
18	Marc DEVIS	BEL	1:47.035	1:48.020	1:48.163	1:48.488	1:48.863
22	Paul TATTERSALL	GBR	1:49.166	1:49.493	1:49.875	1:49.993	1:50.063
9	Robert BLAIN	USA	1:54.517	1:54.866	1:55.236	1:55.274	1:55.481
74	Steve FARTHING	GBR	1:54.925	PARRILL			
38	Patrick D'AUBREBY	FRA	1:57.486	1:58.057	PIT EXIT	PARRILL	
15	Michel BAUDOIN	FRA	1:59.321	1:59.659	2:00.331	2:00.463	2:00.702



d29

MASTERS HISTORIC FORMULA ONE

Race 2

40 BEST MAXIMUM SPEEDS

Dorsal	Piloto	Nat	Equipo	Maq.	Hora	Vuelta	Vmax
12	Steve BROOKS	GBR		Lotus 91	15:00:35	11	240,0
12	Steve BROOKS	GBR		Lotus 91	14:41:08	0	238,9
37	Christophe D'ANSEMBOUR	BEL		Williams F	14:46:17	3	238,9
21	Katsuaki KUBOTA	JAP		Lotus 91/7	14:51:39	6	238,4
12	Steve BROOKS	GBR		Lotus 91	14:51:46	6	237,4
12	Steve BROOKS	GBR		Lotus 91	14:53:34	7	237,4
12	Steve BROOKS	GBR		Lotus 91	14:55:20	8	237,4
21	Katsuaki KUBOTA	JAP		Lotus 91/7	14:48:08	4	236,8
12	Steve BROOKS	GBR		Lotus 91	14:57:05	9	236,8
12	Steve BROOKS	GBR		Lotus 91	14:58:50	10	236,8
37	Christophe D'ANSEMBOUR	BEL		Williams F	14:53:20	7	236,8
37	Christophe D'ANSEMBOUR	BEL		Williams F	14:48:09	4	236,8
78	Warren BRIGGS	NZL		McLaren M2	14:41:08	0	236,8
21	Katsuaki KUBOTA	JAP		Lotus 91/7	14:42:52	1	236,3
21	Katsuaki KUBOTA	JAP		Lotus 91/7	14:44:36	2	236,3
21	Katsuaki KUBOTA	JAP		Lotus 91/7	14:58:41	10	236,3
34	Miles GRIFFITHS	GBR		FILtipaldi F5	14:41:07	0	236,3
37	Christophe D'ANSEMBOUR	BEL		Williams F	14:51:37	6	236,3
21	Katsuaki KUBOTA	JAP		Lotus 91/7	14:46:21	3	235,8
21	Katsuaki KUBOTA	JAP		Lotus 91/7	15:00:27	11	235,8
12	Steve BROOKS	GBR		Lotus 91	14:44:40	2	235,8
12	Steve BROOKS	GBR		Lotus 91	14:48:12	4	235,8
12	Steve BROOKS	GBR		Lotus 91	14:49:59	5	235,8
6	Nick PADMORE	GBR		Lotus 77	14:53:13	7	235,3
6	Nick PADMORE	GBR		Lotus 77	14:54:56	8	235,3
12	Steve BROOKS	GBR		Lotus 91	15:02:21	12	235,3
37	Christophe D'ANSEMBOUR	BEL		Williams F	15:00:13	11	235,3
7	Mike CANTILLON	IRL		Williams F	14:53:26	7	235,3
21	Katsuaki KUBOTA	JAP		Lotus 91/7	15:02:12	12	234,8
6	Nick PADMORE	GBR		Lotus 77	14:51:30	6	234,8
12	Steve BROOKS	GBR		Lotus 91	14:46:26	3	234,8
34	Miles GRIFFITHS	GBR		FILtipaldi F5	14:46:18	3	234,8
21	Katsuaki KUBOTA	JAP		Lotus 91/7	14:56:57	9	234,3
99	Jamie CONSTABLE	GBR		Tyrrell 011	14:44:30	2	234,3
34	Miles GRIFFITHS	GBR		FILtipaldi F5	14:44:34	2	234,3
6	Nick PADMORE	GBR		Lotus 77	14:49:44	5	234,3
37	Christophe D'ANSEMBOUR	BEL		Williams F	14:56:46	9	234,3
37	Christophe D'ANSEMBOUR	BEL		Williams F	14:58:31	10	234,3
21	Katsuaki KUBOTA	JAP		Lotus 91/7	14:53:26	7	233,8
6	Nick PADMORE	GBR		Lotus 77	14:56:38	9	233,8



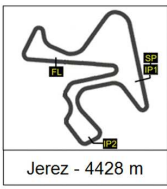


d30

MASTERS HISTORIC FORMULA ONE Race 2 TOP FIVE MAXIMUM SPEEDS

Piloto	Nat	Equipo	Top Five Vmax				
12 Steve BROOKS	GBR		240,0	238,9	237,4	237,4	237,4
37 Christophe D'ANSEMOU	BEL		238,9	236,8	236,8	236,3	235,3
21 Katsuaki KUBOTA	JAP		238,4	236,8	236,3	236,3	236,3
78 Warren BRIGGS	NZL		236,8	229,3	228,3		
34 Miles GRIFFITHS	GBR		236,3	234,8	234,3	233,8	233,8
6 Nick PADMORE	GBR		235,3	235,3	234,8	234,3	233,8
7 Mike CANTILLON	IRL		235,3	232,8	230,8	229,8	229,8
99 Jamie CONSTABLE	GBR		234,3	232,8	232,8	232,3	231,3
2 Lukas HALUSA	AUT		232,8	232,3	232,3	231,8	231,8
18 Marc DEVIS	BEL		230,8	230,3	229,3	228,8	227,8
38 Patrick D'AUBREBY	FRA		230,3	229,8	228,8	228,3	
76 Max SMITH-HILLIARD	GBR		228,3	227,8	226,9	226,9	226,4
22 Paul TATTERSALL	GBR		225,9	225,0	224,5	223,1	222,7
9 Robert BLAIN	USA		223,1	222,7	222,2	221,8	219,1
15 Michel BAUDOIN	FRA		222,7	222,7	221,8	221,3	219,1
74 Steve FARTHING	GBR		220,9	220,9			
11 Marco WERNER	GER						





d31

MASTERS HISTORIC FORMULA ONE

Race 2

PLANNING

Vta	1	2	3	4	5	6	7	8	9	10	11	12	13	14	15	16	17	18	19	20	21	22	23	24	25	26	27	28	29	30	31	32	
0	37	6	99	11	7	21	34	2	12	78	76	22	74	38	18	15	9																
1	37	6	99	11	7	34	21	78	12	2	76	22	74	18	38	15	9																
2	37	6	99	11	34	21	78	12	2	7	76	22	18	9	15	38																	
3	6	99	11	37	34	21	12	2	7	76	22	18	9	15	38 ¹																		
4	6	99	37	11	34	21	12	7	2	76	22	18	9	15																			
5	99	6	11	34	37	21	12	7	2	76	18	22	9	15 ¹																			
6	99	6	11	34	37	21	7	12	2	76	18	22	9	15 ¹																			
7	99	6	11	34	37	21	7	12	2	76	18	22	9	15 ¹																			
8	99	6	11	34	37	7	21	12	2	76	18	22	9 ¹	15 ¹																			
9	99	6	11	34	37	7	21	12	2	76	18	22	9 ¹	15 ¹																			
10	99	6	11	34	37	7	21	12	2	76	18	22	9 ¹	15 ¹																			
11	99	11	34	37	21	12	2	76	18	22	15 ²	7 ²																					
12	99	11	34	37	21	12	2	76	18	22																							
13	11	99	34	21	12	2	37	76	18	22																							

