



23 - 24 octubre 2021

b1

# MASTERS ENDURANCE LEGENDS Qualifying Practice 1 DEFINITIVE PRACTICE RESULTS

CONDICIONES ATMOSFERICAS: **Soleado**

ESTADO DE LA PISTA: **Seca**

Ord.	#	Piloto	Licencia	Club	Marca	NV	VR	Tiempo	Gap	Intv	VMax
1	008	1p1 Christophe D'ANSEMBOUR	BEL		Lola Aston	11	10	<b>1:37.075</b>	----	----	<b>0,0</b>
2	20	1p1 Keith FRIESER	CAN		Zytek 09s	13	12	<b>1:37.771</b>	0.696	0.696	<b>248,3</b>
3	31	2p2 Marco WERNER	GER/GBR	Nick PADMORE	Lotus LMP	4	3	<b>1:37.939</b>	0.865	0.169	<b>231,7</b>
4	8	2p3 Chris ATKINSON	GBR/IRL	James HAGAN	Oreca FLM0	12	12	<b>1:43.217</b>	6.142	5.277	<b>237,3</b>
5	52	2p3 Ron MAYDON	GBR		Ligier JS P3	9	8	<b>1:47.577</b>	10.502	4.360	<b>216,9</b>
6	3	2gt3 Jason WRIGHT	USA		Ferrari 458	9	8	<b>1:48.185</b>	11.110	0.608	<b>223,7</b>
7	24	1p2 Mike FURNESS	GBR		Courage LC7	8	4	<b>1:48.670</b>	11.595	0.485	<b>233,0</b>
8	123	2gt1 Robert BLAIN	USA		Aston Martin	7	6	<b>1:57.149</b>	20.074	8.479	<b>219,3</b>

Circuito de Jerez, 23 DE OCTUBRE DE 2021

<b>STEWARDS</b> Mark VAN GEEL (NED) Int. Steward (Chairman)	Dorothea BOQUOI Steward	Francisco GALÁN Steward	<b>RACE DIRECTOR</b>  Hora:	<b>TIMEKEEPER</b>  RESULTADOS PUBLICADOS A LAS 10:02 HORAS
---	----------------------------	----------------------------	-----------------------------------	--

LiveTiming: [live.crono-jerez.com](http://live.crono-jerez.com)

Pág 1 de 1





b2

## MASTERS ENDURANCE LEGENDS

### Qualifying Practice 1

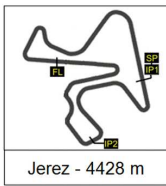
### LAP BY LAP

Vuelta	3	8	20	24	31	52	123	008				
1	2:04.962	PIT EXIT	2:14.249	PIT EXIT	2:04.567	2:11.782	2:29.444	2:05.670				
2	1:51.774	2:05.836	1:44.297	2:09.204	1:39.159	1:53.065	2:04.929	1:45.659				
3	1:50.802	1:53.209	1:40.197	1:49.515	1:37.939*	1:51.200	2:03.478	1:44.235				
4	1:48.982	1:45.700	1:39.866	1:48.670*	1:38.253	1:48.929	2:00.752	1:41.487				
5	PIT EXIT	1:46.705	1:39.433	1:49.170		1:51.527	1:57.613	1:40.095				
6	1:56.105	1:44.270	1:39.785	1:49.693		1:49.858	1:57.149*	1:40.210				
7	1:49.154	1:43.782	1:38.627	1:50.776		1:48.236	2:16.451	PIT EXIT				
8	1:48.185*	PIT EXIT	1:38.662	1:50.090		1:47.577*		1:55.713				
9	1:48.431	2:11.372	1:43.781			1:48.838		1:37.832				
10		1:59.958	1:38.747					1:37.075*				
11		2:02.366	1:38.487					1:41.194				
12		1:43.217*	1:37.771*									
13			1:37.782									

LiveTiming: [live.crono-jerez.com](http://live.crono-jerez.com)

Pág 1 de 1





23 - 24 octubre 2021

1  
b3

## MASTERS ENDURANCE LEGENDS Qualifying Practice 1 ANALYSIS

Número	3		8		20		24		31		52		123		
	Vta	Sector	Vuelta	Sector	Vuelta	Sector	Vuelta	Sector	Vuelta	Sector	Vuelta	Sector	Vuelta		
1	IP1	52.916	52.916	1:11.02	1:11.026	57.844	57.844	1:03.91	1:03.919	55.404	55.404	57.204	57.204	1:04.01	1:04.017
	IP2	32.818	1:25.734	40.564	1:51.590	36.865	1:34.709	43.941	1:47.860	31.867	1:27.271	34.525	1:31.729	40.235	1:44.252
	FL	39.228	<b>2:04.962</b>	1:59.25	<b>PIT EXIT</b>	39.540	<b>2:14.249</b>	2:15.32	<b>PIT EXIT</b>	37.296	<b>2:04.567</b>	40.053	<b>2:11.782</b>	45.192	<b>2:29.444</b>
2	IP1	42.874	42.874	54.336	54.336	39.300	39.300	57.279	57.279	38.392	38.392	43.157	43.157	49.362	49.362
	IP2	31.340	1:14.214	33.745	1:28.081	29.484	1:08.784	33.570	1:30.849	<b>27.396</b>	1:05.788	32.024	1:15.181	34.264	1:23.626
	FL	37.560	<b>1:51.774</b>	37.755	<b>2:05.836</b>	35.513	<b>1:44.297</b>	38.355	<b>2:09.204</b>	33.372	<b>1:39.159</b>	37.885	<b>1:53.065</b>	41.303	<b>2:04.929</b>
3	IP1	42.732	42.732	40.868	40.868	38.125	38.125	42.138	42.138	<b>37.284</b>	<b>37.284</b>	42.857	42.857	47.158	47.158
	IP2	30.971	1:13.703	32.389	1:13.257	28.176	1:06.301	<b>30.988</b>	1:13.126	27.492	<b>1:04.776</b>	31.150	1:14.007	35.353	1:22.511
	FL	37.099	<b>1:50.802</b>	39.953	<b>1:53.209</b>	33.896	<b>1:40.197</b>	36.389	<b>1:49.515</b>	<b>33.164</b>	<b>1:37.939</b>	37.193	<b>1:51.200</b>	40.967	<b>2:03.478</b>
4	IP1	41.463	41.463	40.299	40.299	37.660	37.660	41.182	41.182	37.293	37.293	41.628	41.628	45.919	45.919
	IP2	30.917	1:12.380	29.840	1:10.139	28.027	1:05.687	31.745	1:12.927	27.617	1:04.910	<b>30.270</b>	1:11.898	33.375	1:19.294
	FL	36.602	<b>1:48.982</b>	35.561	<b>1:45.700</b>	34.179	<b>1:39.866</b>	<b>35.743</b>	<b>1:48.670</b>	33.343	<b>1:38.253</b>	37.031	<b>1:48.929</b>	41.458	<b>2:00.752</b>
5	IP1	47.517	47.517	41.288	41.288	37.546	37.546	<b>41.097</b>	<b>41.097</b>	37.880	37.880	40.956	40.956	45.037	45.037
	IP2	38.246	1:25.763	29.218	1:10.506	28.223	1:05.769	31.620	<b>1:12.717</b>	27.753	1:05.633	30.762	1:11.718	33.203	1:18.240
	FL	4:21.83	<b>PIT EXIT</b>	36.199	<b>1:46.705</b>	33.664	<b>1:39.433</b>	36.453	<b>1:49.170</b>	-----	-----	39.809	<b>1:51.527</b>	39.373	<b>1:57.613</b>
6	IP1	47.719	47.719	39.436	39.436	37.611	37.611	41.533	41.533			41.613	41.613	<b>44.856</b>	<b>44.856</b>
	IP2	30.873	1:18.592	29.692	1:09.128	28.258	1:05.869	31.662	1:13.195			30.797	1:12.410	<b>33.143</b>	<b>1:17.999</b>
	FL	37.513	<b>1:56.105</b>	35.142	<b>1:44.270</b>	33.916	<b>1:39.785</b>	36.498	<b>1:49.693</b>			37.448	<b>1:49.858</b>	<b>39.150</b>	<b>1:57.149</b>
7	IP1	41.811	41.811	39.726	39.726	37.280	37.280	41.526	41.526			40.936	40.936	44.889	44.889
	IP2	30.561	1:12.372	29.054	1:08.780	27.948	1:05.228	31.968	1:13.494			30.333	1:11.269	33.439	1:18.328
	FL	36.782	<b>1:49.154</b>	35.002	<b>1:43.782</b>	33.399	<b>1:38.627</b>	37.282	<b>1:50.776</b>			36.967	<b>1:48.236</b>	58.123	<b>2:16.451</b>
8	IP1	<b>41.081</b>	<b>41.081</b>	53.854	53.854	37.185	37.185	41.726	41.726			<b>40.484</b>	<b>40.484</b>	48.768	48.768
	IP2	30.864	1:11.945	42.117	1:35.971	27.898	1:05.083	31.384	1:13.110			30.784	<b>1:11.268</b>	36.831	1:25.599
	FL	<b>36.240</b>	<b>1:48.185</b>	3:59.54	<b>PIT EXIT</b>	33.579	<b>1:38.662</b>	36.981	<b>1:50.090</b>			<b>36.309</b>	<b>1:47.577</b>	-----	-----
9	IP1	41.514	41.514	57.220	57.220	37.392	37.392	47.880	47.880			41.229	41.229		
	IP2	<b>30.346</b>	<b>1:11.860</b>	34.061	1:31.281	30.466	1:07.858	37.964	1:25.844			30.619	1:11.848		
	FL	36.571	<b>1:48.431</b>	40.091	<b>2:11.372</b>	35.923	<b>1:43.781</b>	-----	-----			36.990	<b>1:48.838</b>		
10	IP1	45.784	45.784	47.870	47.870	36.977	36.977					50.189	50.189		
	IP2	35.218	1:21.002	36.306	1:24.176	28.139	1:05.116					35.856	1:26.045		
	FL	-----	-----	35.782	<b>1:59.958</b>	33.631	<b>1:38.747</b>					-----	-----		
11	IP1			<b>39.029</b>	<b>39.029</b>	36.996	36.996								
	IP2			<b>28.805</b>	<b>1:07.834</b>	27.931	1:04.927								
	FL			54.532	<b>2:02.366</b>	33.560	<b>1:38.487</b>								
12	IP1			39.398	39.398	36.981	36.981								
	IP2			29.260	1:08.658	<b>27.485</b>	1:04.466								
	FL			<b>34.559</b>	<b>1:43.217</b>	<b>33.305</b>	<b>1:37.771</b>								
13	IP1			1:01.68	1:01.684	<b>36.736</b>	<b>36.736</b>								
	IP2			47.534	1:49.218	27.706	<b>1:04.442</b>								
	FL			-----	-----	33.341	<b>1:37.782</b>								



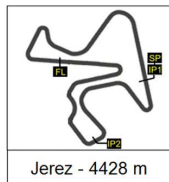


2  
b3

## MASTERS ENDURANCE LEGENDS Qualifying Practice 1 ANALYSIS

Número	800		0		0		0		0		0		0	
	Vta	Sector	Vuelta	Sector	Vuelta	Sector	Vuelta	Sector	Vuelta	Sector	Vuelta	Sector	Vuelta	
1	IP1													
	IP2													
	FL	2:05.67	2:05.670											
2	IP1													
	IP2													
	FL	1:45.65	1:45.659											
3	IP1													
	IP2													
	FL	1:44.23	1:44.235											
4	IP1													
	IP2													
	FL	1:41.48	1:41.487											
5	IP1													
	IP2													
	FL	1:40.09	1:40.095											
6	IP1													
	IP2													
	FL	1:40.21	1:40.210											
7	IP1													
	IP2													
	FL	3:41.80	PIT EXIT											
8	IP1													
	IP2													
	FL	1:55.71	1:55.713											
9	IP1													
	IP2													
	FL	1:37.83	1:37.832											
10	IP1													
	IP2													
	FL	<u>1:37.07</u>	1:37.075											
11	IP1													
	IP2													
	FL	1:41.19	1:41.194											
12	IP1													
	IP2													
	FL		-----											
13	IP1													
	IP2													
	FL													





b4

## MASTERS ENDURANCE LEGENDS

### Qualifying Practice 1

### 40 BEST LAPS

Dorsal	Piloto	Nat	Equipo	Maq.	Hora	Vuelta	Tiempo
800	Christophe D'ANSEMBOUR	BEL		Lola Aston	25:33	10	1:37.075
20	Keith FRIESER	CAN		Zytek 09s	9:51:48	12	1:37.771
20	Keith FRIESER	CAN		Zytek 09s	9:53:26	13	1:37.782
800	Christophe D'ANSEMBOUR	BEL		Lola Aston	23:56	9	1:37.832
31	Marco WERNER	GER	Nick PADMORE	Lotus LMP	9:35:57	3	1:37.939
31	Marco WERNER	GER	Nick PADMORE	Lotus LMP	9:37:36	4	1:38.253
20	Keith FRIESER	CAN		Zytek 09s	9:50:010	11	1:38.487
20	Keith FRIESER	CAN		Zytek 09s	9:43:30	7	1:38.627
20	Keith FRIESER	CAN		Zytek 09s	9:45:09	8	1:38.662
20	Keith FRIESER	CAN		Zytek 09s	9:48:32	10	1:38.747
31	Marco WERNER	GER	Nick PADMORE	Lotus LMP	9:34:19	2	1:39.159
20	Keith FRIESER	CAN		Zytek 09s	9:40:12	5	1:39.433
20	Keith FRIESER	CAN		Zytek 09s	9:41:52	6	1:39.785
20	Keith FRIESER	CAN		Zytek 09s	9:38:33	4	1:39.866
800	Christophe D'ANSEMBOUR	BEL		Lola Aston	15:00	5	1:40.095
20	Keith FRIESER	CAN		Zytek 09s	9:36:53	3	1:40.197
800	Christophe D'ANSEMBOUR	BEL		Lola Aston	16:41	6	1:40.210
800	Christophe D'ANSEMBOUR	BEL		Lola Aston	27:14	11	1:41.194
800	Christophe D'ANSEMBOUR	BEL		Lola Aston	13:20	4	1:41.487
8	Chris ATKINSON	GBR	James HAGAN	Oreca FLM0	9:58:57	12	1:43.217
20	Keith FRIESER	CAN		Zytek 09s	9:46:53	9	1:43.781
8	Chris ATKINSON	GBR	James HAGAN	Oreca FLM0	9:45:24	7	1:43.782
800	Christophe D'ANSEMBOUR	BEL		Lola Aston	11:39	3	1:44.235
8	Chris ATKINSON	GBR	James HAGAN	Oreca FLM0	9:43:41	6	1:44.270
20	Keith FRIESER	CAN		Zytek 09s	9:35:13	2	1:44.297
800	Christophe D'ANSEMBOUR	BEL		Lola Aston	9:55	2	1:45.659
8	Chris ATKINSON	GBR	James HAGAN	Oreca FLM0	9:40:010	4	1:45.700
8	Chris ATKINSON	GBR	James HAGAN	Oreca FLM0	9:41:56	5	1:46.705
52	Ron MAYDON	GBR	Craig DAVIES	Ligier JS P3	9:45:50	8	1:47.577
3	Jason WRIGHT	USA		Ferrari 458	9:50:46	8	1:48.185
52	Ron MAYDON	GBR	Craig DAVIES	Ligier JS P3	9:44:03	7	1:48.236
3	Jason WRIGHT	USA		Ferrari 458	9:52:35	9	1:48.431
24	Mike FURNESS	GBR		Courage LC	9:41:25	4	1:48.670
52	Ron MAYDON	GBR	Craig DAVIES	Ligier JS P3	9:47:39	9	1:48.838
52	Ron MAYDON	GBR	Craig DAVIES	Ligier JS P3	9:38:33	4	1:48.929
3	Jason WRIGHT	USA		Ferrari 458	9:39:25	4	1:48.982
3	Jason WRIGHT	USA		Ferrari 458	9:48:58	7	1:49.154
24	Mike FURNESS	GBR		Courage LC	9:43:14	5	1:49.170
24	Mike FURNESS	GBR		Courage LC	9:39:36	3	1:49.515
24	Mike FURNESS	GBR		Courage LC	9:45:04	6	1:49.693





b5

# MASTERS ENDURANCE LEGENDS Qualifying Practice 1 TOP FIVE LAPS

Piloto	Nat	Equipo	Top Five Laps				
800 Christophe D'ANSEMBOU	BEL		1:37.075	1:37.832	1:40.095	1:40.210	1:41.194
20 Keith FRIESER	CAN		1:37.771	1:37.782	1:38.487	1:38.627	1:38.662
31 Marco WERNER	GER	Nick PADMORE	1:37.939	1:38.253	1:39.159	2:04.567	PIT EXIT
8 Chris ATKINSON	GBR	James HAGAN	1:43.217	1:43.782	1:44.270	1:45.700	1:46.705
52 Ron MAYDON	GBR	Craig DAVIES	1:47.577	1:48.236	1:48.838	1:48.929	1:49.858
3 Jason WRIGHT	USA		1:48.185	1:48.431	1:48.982	1:49.154	1:50.802
24 Mike FURNESS	GBR		1:48.670	1:49.170	1:49.515	1:49.693	1:50.090
123 Robert BLAIN	USA		1:57.149	1:57.613	2:00.752	2:03.478	2:04.929







b6

# MASTERS ENDURANCE LEGENDS

## Qualifying Practice 1

### 40 BEST MAXIMUM SPEEDS

Dorsal	Piloto	Nat	Equipo	Maq.	Hora	Vuelta	Vmax
20	Keith FRIESER	CAN		Zytek 09s	9:49:09	10	248,3
20	Keith FRIESER	CAN		Zytek 09s	9:45:47	8	248,3
20	Keith FRIESER	CAN		Zytek 09s	9:44:08	7	248,2
20	Keith FRIESER	CAN		Zytek 09s	9:42:29	6	248,2
20	Keith FRIESER	CAN		Zytek 09s	9:52:25	12	247,5
20	Keith FRIESER	CAN		Zytek 09s	9:47:30	9	247,5
20	Keith FRIESER	CAN		Zytek 09s	9:50:47	11	247,5
20	Keith FRIESER	CAN		Zytek 09s	9:40:50	5	247,2
20	Keith FRIESER	CAN		Zytek 09s	9:37:30	3	246,7
20	Keith FRIESER	CAN		Zytek 09s	9:35:51	2	246,4
20	Keith FRIESER	CAN		Zytek 09s	9:39:10	4	245,6
20	Keith FRIESER	CAN		Zytek 09s	9:34:08	1	243,1
8	Chris ATKINSON	GBR	James HAGAN	Oreca FLM0	9:55:50	10	237,3
8	Chris ATKINSON	GBR	James HAGAN	Oreca FLM0	9:57:53	11	236,6
8	Chris ATKINSON	GBR	James HAGAN	Oreca FLM0	9:44:20	6	236,1
8	Chris ATKINSON	GBR	James HAGAN	Oreca FLM0	9:42:36	5	235,7
8	Chris ATKINSON	GBR	James HAGAN	Oreca FLM0	9:40:51	4	234,2
8	Chris ATKINSON	GBR	James HAGAN	Oreca FLM0	9:39:04	3	233,1
24	Mike FURNESS	GBR		Courage LC	9:40:18	3	233,0
8	Chris ATKINSON	GBR	James HAGAN	Oreca FLM0	9:37:12	2	232,8
24	Mike FURNESS	GBR		Courage LC	9:42:06	4	232,2
24	Mike FURNESS	GBR		Courage LC	9:47:36	7	231,9
24	Mike FURNESS	GBR		Courage LC	9:43:56	5	231,8
31	Marco WERNER	GER	Nick PADMORE	Lotus LMP	9:34:57	2	231,7
31	Marco WERNER	GER	Nick PADMORE	Lotus LMP	9:36:35	3	231,5
31	Marco WERNER	GER	Nick PADMORE	Lotus LMP	9:38:13	4	231,2
24	Mike FURNESS	GBR		Courage LC	9:45:45	6	231,2
31	Marco WERNER	GER	Nick PADMORE	Lotus LMP	9:33:19	1	230,1
24	Mike FURNESS	GBR		Courage LC	9:38:29	2	230,0
8	Chris ATKINSON	GBR	James HAGAN	Oreca FLM0	9:35:19	1	224,4
3	Jason WRIGHT	USA		Ferrari 458	9:49:39	7	223,7
3	Jason WRIGHT	USA		Ferrari 458	9:38:18	3	222,7
3	Jason WRIGHT	USA		Ferrari 458	9:47:51	6	221,2
3	Jason WRIGHT	USA		Ferrari 458	9:51:28	8	221,0
3	Jason WRIGHT	USA		Ferrari 458	9:46:01	5	220,3
123	Robert BLAIN	USA		Aston Marti	9:41:10	4	219,3
3	Jason WRIGHT	USA		Ferrari 458	9:36:28	2	219,2
3	Jason WRIGHT	USA		Ferrari 458	9:34:37	1	217,5
123	Robert BLAIN	USA		Aston Marti	9:35:05	1	217,4
8	Chris ATKINSON	GBR	James HAGAN	Oreca FLM0	9:53:59	9	217,0





b7

## MASTERS ENDURANCE LEGENDS Qualifying Practice 1 TOP FIVE MAXIMUM SPEEDS

Piloto	Nat	Equipo	Top Five Vmax				
20 Keith FRIESER	CAN		248,3	248,3	248,2	248,2	247,5
8 Chris ATKINSON	GBR	James HAGAN	237,3	236,6	236,1	235,7	234,2
24 Mike FURNESS	GBR		233,0	232,2	231,9	231,8	231,2
31 Marco WERNER	GER	Nick PADMORE	231,7	231,5	231,2	230,1	213,0
3 Jason WRIGHT	USA		223,7	222,7	221,2	221,0	220,3
123 Robert BLAIN	USA		219,3	217,4	216,4	215,2	214,7
52 Ron MAYDON	GBR	Craig DAVIES	216,9	216,6	216,5	216,1	215,2







b8

# MASTERS ENDURANCE LEGENDS Qualifying Practice 2 FINAL PRACTICE RESULTS

CONDICIONES ATMOSFERICAS: **Soleado**

ESTADO DE LA PISTA: **Seca**

Ord.	#	Piloto	Licencia	Club	Marca	NV	VR	Tiempo	Gap	Intv	VMax
1	31	2p2 Marco WERNER	GER/GBR	Nick PADMORE	Lotus LMP	10	8	1:41.139	----	----	231,2
2	20	1p1 Keith FRIESER	CAN		Zytek 09s	5	2	1:42.313	1.174	1.174	245,2
3	52	2p3 Ron MAYDON	GBR/GBR	Craig DAVIES	Ligier JS P3	11	11	1:46.808	5.669	4.495	217,7
4	24	1p2 Mike FURNESS	GBR		Courage LC7	6	5	1:46.857	5.718	0.049	232,6
5	3	2gt3 Jason WRIGHT	USA		Ferrari 458	8	7	1:49.665	8.526	2.808	221,6
6	8	2p3 Chris ATKINSON	GBR/IRL	James HAGAN	Oreca FLM0	14	14	1:50.387	9.248	0.722	233,2
7	123	2gt1 Robert BLAIN	USA		Aston Martin	11	10	1:55.132	13.993	4.745	225,5

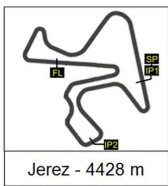
Circuito de Jerez, 23 DE OCTUBRE DE 2021

<b>STEWARDS</b> Mark VAN GEEL (NED) Int. Steward (Chairman)	Dorothea BOQUOI Steward	Francisco GALÁN Steward	<b>RACE DIRECTOR</b>	<b>TIMEKEEPER</b>
Hora:			Hora:	RESULTADOS PUBLICADOS A LAS 17:22 HORAS

LiveTiming: [live.crono-jerez.com](http://live.crono-jerez.com)

Pág 1 de 1





b9

# MASTERS ENDURANCE LEGENDS Qualifying Practice COMBINED RESULTS

CONDICIONES ATMOSFERICAS:

ESTADO DE LA PISTA:

Ord.	#	Piloto	Licencia	Club	Marca	NV	VR	Tiempo	Gap	Intv	VMax
1	31	2p2 Marco WERNER	GER/GBR	Nick PADMORE	Lotus LMP	10	8	1:41.139	----	----	231,2
2	20	1p1 Keith FRIESER	CAN		Zytek 09s	5	2	1:42.313	1.174	1.174	245,2
3	52	2p3 Ron MAYDON	GBR/GBR	Craig DAVIES	Ligier JS P3	11	11	1:46.808	5.669	4.495	217,7
4	24	1p2 Mike FURNESS	GBR		Courage LC7	6	5	1:46.857	5.718	0.049	232,6
5	3	2gt3 Jason WRIGHT	USA		Ferrari 458	8	7	1:49.665	8.526	2.808	221,6
6	8	2p3 Chris ATKINSON	GBR/IRL	James HAGAN	Oreca FLM0	14	14	1:50.387	9.248	0.722	233,2
7	123	2gt1 Robert BLAIN	USA		Aston Martin	11	10	1:55.132	13.993	4.745	225,5

Circuito de Jerez, 23 DE OCTUBRE DE 2021

<b>STEWARDS</b> Mark VAN GEEL (NED) Int. Steward (Chairman)	Dorothea BOQUOI Steward	Francisco GALÁN Steward	<b>RACE DIRECTOR</b>	<b>TIMEKEEPER</b>
Hora:			Hora:	RESULTADOS PUBLICADOS A LAS 17:22 HORAS

LiveTiming: [live.crono-jerez.com](http://live.crono-jerez.com)

Pág 1 de 1





b10

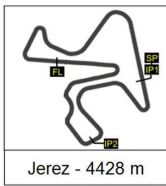
## MASTERS ENDURANCE LEGENDS

### Qualifying Practice 2

### LAP BY LAP

Vuelta	3	8	20	24	31	52	123					
1	1:56.535	2:16.128	2:02.480	2:12.704	1:56.666	2:00.223	2:18.563					
2	1:55.777	1:53.690	1:42.313*	1:48.133	1:44.699	1:47.317	2:02.271					
3	PIT EXIT	1:52.045	1:44.413	1:48.554	1:44.796	1:48.297	1:58.955					
4	1:59.430	1:52.441	1:43.917	1:47.944	1:48.178	1:47.993	1:57.386					
5	1:51.676	1:50.600	1:42.822	1:46.857*	1:42.775	1:47.952	1:56.086					
6	1:51.033	1:50.826		1:48.025	PIT EXIT	1:47.099	1:56.313					
7	1:49.665*	2:12.507			1:52.940	2:00.998	1:56.300					
8	1:50.272	PIT EXIT			1:41.139*	1:52.663	1:57.393					
9		2:01.423			1:41.156	PIT EXIT	1:56.385					
10		1:51.744			1:49.642	2:09.898	1:55.132*					
11		1:52.035				1:46.808*	1:56.316					
12		1:51.454										
13		1:51.355										
14		1:50.387*										





23 - 24 octubre 2021

1  
b11

## MASTERS ENDURANCE LEGENDS Qualifying Practice 2 ANALYSIS

Número	3		8		20		24		31		52		123		
	Vta	Sector	Vuelta	Sector	Vuelta	Sector	Vuelta	Sector	Vuelta	Sector	Vuelta	Sector	Vuelta		
1	IP1	46.937	46.937	54.946	54.946	51.465	51.465	54.211	54.211	48.317	48.317	49.951	49.951	58.946	58.946
	IP2	31.806	1:18.743	37.234	1:32.180	32.574	1:24.039	35.512	1:29.723	31.213	1:19.530	31.848	1:21.799	37.182	1:36.128
	FL	37.792	<b>1:56.535</b>	43.948	<b>2:16.128</b>	38.441	<b>2:02.480</b>	42.981	<b>2:12.704</b>	37.136	<b>1:56.666</b>	38.424	<b>2:00.223</b>	42.435	<b>2:18.563</b>
2	IP1	44.218	44.218	43.665	43.665	38.416	38.416	40.900	40.900	39.704	39.704	40.778	40.778	46.203	46.203
	IP2	32.832	1:17.050	32.240	1:15.905	29.295	1:07.711	30.692	1:11.592	29.479	1:09.183	<b>30.063</b>	1:10.841	35.097	1:21.300
	FL	38.727	<b>1:55.777</b>	37.785	<b>1:53.690</b>	<b>34.602</b>	<b>1:42.313</b>	36.541	<b>1:48.133</b>	35.516	<b>1:44.699</b>	36.476	<b>1:47.317</b>	40.971	<b>2:02.271</b>
3	IP1	42.311	42.311	42.869	42.869	<b>38.252</b>	<b>38.252</b>	40.474	40.474	39.479	39.479	41.149	41.149	45.121	45.121
	IP2	35.715	1:18.026	32.179	1:15.048	<b>29.270</b>	<b>1:07.522</b>	30.957	1:11.431	29.597	1:09.076	30.367	1:11.516	33.806	1:18.927
	FL	3:59.77	<b>PIT EXIT</b>	36.997	<b>1:52.045</b>	36.891	<b>1:44.413</b>	37.123	<b>1:48.554</b>	35.720	<b>1:44.796</b>	36.781	<b>1:48.297</b>	40.028	<b>1:58.955</b>
4	IP1	49.679	49.679	43.207	43.207	39.696	39.696	40.598	40.598	39.669	39.669	40.982	40.982	44.857	44.857
	IP2	31.664	1:21.343	32.273	1:15.480	29.443	1:09.139	30.899	1:11.497	30.703	1:10.372	30.386	1:11.368	33.380	1:18.237
	FL	38.087	<b>1:59.430</b>	36.961	<b>1:52.441</b>	34.778	<b>1:43.917</b>	36.447	<b>1:47.944</b>	37.806	<b>1:48.178</b>	36.625	<b>1:47.993</b>	39.149	<b>1:57.386</b>
5	IP1	42.106	42.106	42.204	42.204	38.771	38.771	<b>39.896</b>	<b>39.896</b>	39.204	39.204	40.830	40.830	43.795	43.795
	IP2	31.229	1:13.335	<b>31.512</b>	1:13.716	29.321	1:08.092	<b>30.659</b>	<b>1:10.555</b>	28.837	1:08.041	30.303	1:11.133	<b>32.883</b>	1:16.678
	FL	38.341	<b>1:51.676</b>	36.884	<b>1:50.600</b>	34.730	<b>1:42.822</b>	<b>36.302</b>	<b>1:46.857</b>	34.734	<b>1:42.775</b>	36.819	<b>1:47.952</b>	39.408	<b>1:56.086</b>
6	IP1	42.050	42.050	<b>42.090</b>	<b>42.090</b>	40.179	40.179	40.670	40.670	39.913	39.913	<b>40.508</b>	<b>40.508</b>	44.188	44.188
	IP2	31.312	1:13.362	31.585	<b>1:13.675</b>	31.572	1:11.751	30.701	1:11.371	29.635	1:09.548	30.118	<b>1:10.626</b>	33.261	1:17.449
	FL	37.671	<b>1:51.033</b>	37.151	<b>1:50.826</b>	-----	-----	36.654	<b>1:48.025</b>	1:56.61	<b>PIT EXIT</b>	36.473	<b>1:47.099</b>	38.864	<b>1:56.313</b>
7	IP1	<b>41.697</b>	<b>41.697</b>	48.709	48.709			49.283	49.283	46.833	46.833	48.628	48.628	43.966	43.966
	IP2	<b>31.122</b>	<b>1:12.819</b>	41.705	1:30.414			43.426	1:32.709	29.851	1:16.684	33.645	1:22.273	33.290	1:17.256
	FL	36.846	<b>1:49.665</b>	42.093	<b>2:12.507</b>			-----	-----	36.256	<b>1:52.940</b>	38.725	<b>2:00.998</b>	39.044	<b>1:56.300</b>
8	IP1	42.208	42.208	46.473	46.473					38.527	38.527	40.988	40.988	43.497	43.497
	IP2	31.287	1:13.495	31.898	1:18.371					<b>28.252</b>	1:06.779	30.648	1:11.636	33.999	1:17.496
	FL	<b>36.777</b>	<b>1:50.272</b>	1:59.33	<b>PIT EXIT</b>					<b>34.360</b>	<b>1:41.139</b>	41.027	<b>1:52.663</b>	39.897	<b>1:57.393</b>
9	IP1	48.304	48.304	51.830	51.830					<b>38.313</b>	<b>38.313</b>	41.179	41.179	44.489	44.489
	IP2	35.795	1:24.099	32.149	1:23.979					28.313	<b>1:06.626</b>	31.419	1:12.598	33.163	1:17.652
	FL	-----	-----	37.444	<b>2:01.423</b>					34.530	<b>1:41.156</b>	2:08.20	<b>PIT EXIT</b>	<b>38.733</b>	<b>1:56.385</b>
10	IP1			42.213	42.213					41.123	41.123	52.467	52.467	<b>43.039</b>	<b>43.039</b>
	IP2			32.057	1:14.270					30.930	1:12.053	38.609	1:31.076	32.997	<b>1:16.036</b>
	FL			37.474	<b>1:51.744</b>					37.589	<b>1:49.642</b>	38.822	<b>2:09.898</b>	39.096	<b>1:55.132</b>
11	IP1			42.461	42.461					38.607	38.607	40.568	40.568	43.986	43.986
	IP2			32.177	1:14.638					30.729	1:09.336	30.076	1:10.644	33.133	1:17.119
	FL			37.397	<b>1:52.035</b>					-----	-----	<b>36.164</b>	<b>1:46.808</b>	39.197	<b>1:56.316</b>
12	IP1			42.440	42.440							50.789	50.789	44.010	44.010
	IP2			31.666	1:14.106							39.082	1:29.871	33.724	1:17.734
	FL			37.348	<b>1:51.454</b>							-----	-----	-----	-----
13	IP1			42.424	42.424										
	IP2			31.800	1:14.224										
	FL			37.131	<b>1:51.355</b>										
14	IP1			42.300	42.300										
	IP2			31.546	1:13.846										
	FL			<b>36.541</b>	<b>1:50.387</b>										



b12

## MASTERS ENDURANCE LEGENDS Qualifying Practice 2 40 BEST LAPS

Dorsal	Piloto	Nat	Equipo	Maq.	Hora	Vuelta	Tiempo
31	Marco WERNER	GER	Nick PADMORE	Lotus LMP	17:05:58	8	1:41.139
31	Marco WERNER	GER	Nick PADMORE	Lotus LMP	17:07:39	9	1:41.156
20	Keith FRIESER	CAN		Zytek 09s	16:55:57	2	1:42.313
31	Marco WERNER	GER	Nick PADMORE	Lotus LMP	16:59:18	5	1:42.775
20	Keith FRIESER	CAN		Zytek 09s	17:01:08	5	1:42.822
20	Keith FRIESER	CAN		Zytek 09s	16:59:25	4	1:43.917
20	Keith FRIESER	CAN		Zytek 09s	16:57:42	3	1:44.413
31	Marco WERNER	GER	Nick PADMORE	Lotus LMP	16:54:02	2	1:44.699
31	Marco WERNER	GER	Nick PADMORE	Lotus LMP	16:55:47	3	1:44.796
52	Ron MAYDON	GBR	Craig DAVIES	Ligier JS P3	17:13:08	11	1:46.808
24	Mike FURNESS	GBR		Courage LC	17:00:55	5	1:46.857
52	Ron MAYDON	GBR	Craig DAVIES	Ligier JS P3	17:01:57	6	1:47.099
52	Ron MAYDON	GBR	Craig DAVIES	Ligier JS P3	16:54:45	2	1:47.317
24	Mike FURNESS	GBR		Courage LC	16:59:08	4	1:47.944
52	Ron MAYDON	GBR	Craig DAVIES	Ligier JS P3	17:00:09	5	1:47.952
52	Ron MAYDON	GBR	Craig DAVIES	Ligier JS P3	16:58:22	4	1:47.993
24	Mike FURNESS	GBR		Courage LC	17:02:43	6	1:48.025
24	Mike FURNESS	GBR		Courage LC	16:55:31	2	1:48.133
31	Marco WERNER	GER	Nick PADMORE	Lotus LMP	16:57:35	4	1:48.178
52	Ron MAYDON	GBR	Craig DAVIES	Ligier JS P3	16:56:34	3	1:48.297
24	Mike FURNESS	GBR		Courage LC	16:57:20	3	1:48.554
31	Marco WERNER	GER	Nick PADMORE	Lotus LMP	17:09:29	10	1:49.642
3	Jason WRIGHT	USA		Ferrari 458	17:08:33	7	1:49.665
3	Jason WRIGHT	USA		Ferrari 458	17:10:23	8	1:50.272
8	Chris ATKINSON	GBR	James HAGAN	Oreca FLM0	17:19:30	14	1:50.387
8	Chris ATKINSON	GBR	James HAGAN	Oreca FLM0	17:00:50	5	1:50.600
8	Chris ATKINSON	GBR	James HAGAN	Oreca FLM0	17:02:41	6	1:50.826
3	Jason WRIGHT	USA		Ferrari 458	17:06:43	6	1:51.033
8	Chris ATKINSON	GBR	James HAGAN	Oreca FLM0	17:17:39	13	1:51.355
8	Chris ATKINSON	GBR	James HAGAN	Oreca FLM0	17:15:48	12	1:51.454
3	Jason WRIGHT	USA		Ferrari 458	17:04:52	5	1:51.676
8	Chris ATKINSON	GBR	James HAGAN	Oreca FLM0	17:12:04	10	1:51.744
8	Chris ATKINSON	GBR	James HAGAN	Oreca FLM0	17:13:56	11	1:52.035
8	Chris ATKINSON	GBR	James HAGAN	Oreca FLM0	16:57:07	3	1:52.045
8	Chris ATKINSON	GBR	James HAGAN	Oreca FLM0	16:59:00	4	1:52.441
52	Ron MAYDON	GBR	Craig DAVIES	Ligier JS P3	17:05:50	8	1:52.663
31	Marco WERNER	GER	Nick PADMORE	Lotus LMP	17:04:17	7	1:52.940
8	Chris ATKINSON	GBR	James HAGAN	Oreca FLM0	16:55:15	2	1:53.690
123	Robert BLAIN	USA		Aston Marti	17:13:24	10	1:55.132
3	Jason WRIGHT	USA		Ferrari 458	16:55:43	2	1:55.777





b13

# MASTERS ENDURANCE LEGENDS Qualifying Practice 2 TOP FIVE LAPS

Piloto	Nat	Equipo	Top Five Laps				
31 Marco WERNER	GER	Nick PADMORE	1:41.139	1:41.156	1:42.775	1:44.699	1:44.796
20 Keith FRIESER	CAN		1:42.313	1:42.822	1:43.917	1:44.413	2:02.480
52 Ron MAYDON	GBR	Craig DAVIES	1:46.808	1:47.099	1:47.317	1:47.952	1:47.993
24 Mike FURNESS	GBR		1:46.857	1:47.944	1:48.025	1:48.133	1:48.554
3 Jason WRIGHT	USA		1:49.665	1:50.272	1:51.033	1:51.676	1:55.777
8 Chris ATKINSON	GBR	James HAGAN	1:50.387	1:50.600	1:50.826	1:51.355	1:51.454
123 Robert BLAIN	USA		1:55.132	1:56.086	1:56.300	1:56.313	1:56.316







b14

# MASTERS ENDURANCE LEGENDS Qualifying Practice 2 40 BEST MAXIMUM SPEEDS

Dorsal	Piloto	Nat	Equipo	Maq.	Hora	Vuelta	Vmax
20	Keith FRIESER	CAN		Zytek 09s	16:54:53	1	245,2
20	Keith FRIESER	CAN		Zytek 09s	17:00:04	4	244,0
20	Keith FRIESER	CAN		Zytek 09s	16:56:35	2	243,9
20	Keith FRIESER	CAN		Zytek 09s	17:01:48	5	243,7
20	Keith FRIESER	CAN		Zytek 09s	16:58:21	3	243,2
8	Chris ATKINSON	GBR	James HAGAN	Oreca FLM0	17:18:22	13	233,2
8	Chris ATKINSON	GBR	James HAGAN	Oreca FLM0	17:14:39	11	232,8
24	Mike FURNESS	GBR		Courage LC	16:54:24	1	232,6
8	Chris ATKINSON	GBR	James HAGAN	Oreca FLM0	17:20:12	14	232,1
24	Mike FURNESS	GBR		Courage LC	16:56:12	2	231,9
24	Mike FURNESS	GBR		Courage LC	17:01:35	5	231,7
8	Chris ATKINSON	GBR	James HAGAN	Oreca FLM0	17:16:30	12	231,6
8	Chris ATKINSON	GBR	James HAGAN	Oreca FLM0	16:59:42	4	231,5
24	Mike FURNESS	GBR		Courage LC	16:59:48	4	231,5
8	Chris ATKINSON	GBR	James HAGAN	Oreca FLM0	17:12:47	10	231,4
8	Chris ATKINSON	GBR	James HAGAN	Oreca FLM0	16:57:50	3	231,2
8	Chris ATKINSON	GBR	James HAGAN	Oreca FLM0	17:05:40	7	231,2
31	Marco WERNER	GER	Nick PADMORE	Lotus LMP	17:10:07	10	231,2
24	Mike FURNESS	GBR		Courage LC	16:57:60	3	231,0
8	Chris ATKINSON	GBR	James HAGAN	Oreca FLM0	17:01:32	5	230,6
8	Chris ATKINSON	GBR	James HAGAN	Oreca FLM0	17:10:55	9	230,2
8	Chris ATKINSON	GBR	James HAGAN	Oreca FLM0	16:55:58	2	229,3
20	Keith FRIESER	CAN		Zytek 09s	16:53:04	0	229,3
31	Marco WERNER	GER	Nick PADMORE	Lotus LMP	17:06:36	8	228,9
31	Marco WERNER	GER	Nick PADMORE	Lotus LMP	17:04:55	7	228,6
8	Chris ATKINSON	GBR	James HAGAN	Oreca FLM0	16:54:05	1	228,5
31	Marco WERNER	GER	Nick PADMORE	Lotus LMP	16:58:14	4	228,3
31	Marco WERNER	GER	Nick PADMORE	Lotus LMP	16:54:42	2	228,1
31	Marco WERNER	GER	Nick PADMORE	Lotus LMP	16:52:57	1	227,8
31	Marco WERNER	GER	Nick PADMORE	Lotus LMP	16:59:58	5	227,2
31	Marco WERNER	GER	Nick PADMORE	Lotus LMP	16:56:27	3	226,7
31	Marco WERNER	GER	Nick PADMORE	Lotus LMP	17:03:11	6	226,7
8	Chris ATKINSON	GBR	James HAGAN	Oreca FLM0	17:09:03	8	226,6
123	Robert BLAIN	USA		Aston Marti	17:12:12	9	225,5
123	Robert BLAIN	USA		Aston Marti	17:10:17	8	225,2
123	Robert BLAIN	USA		Aston Marti	17:02:30	4	225,1
123	Robert BLAIN	USA		Aston Marti	17:16:04	11	223,7
123	Robert BLAIN	USA		Aston Marti	17:00:34	3	223,6
31	Marco WERNER	GER	Nick PADMORE	Lotus LMP	17:08:20	9	222,5
3	Jason WRIGHT	USA		Ferrari 458	16:54:32	1	221,6

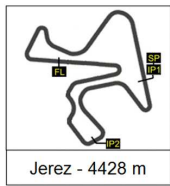




b15

## MASTERS ENDURANCE LEGENDS Qualifying Practice 2 TOP FIVE MAXIMUM SPEEDS

Piloto	Nat	Equipo	Top Five Vmax				
20 Keith FRIESER	CAN		245,2	244,0	243,9	243,7	243,2
8 Chris ATKINSON	GBR	James HAGAN	233,2	232,8	232,1	231,6	231,5
24 Mike FURNESS	GBR		232,6	231,9	231,7	231,5	231,0
31 Marco WERNER	GER	Nick PADMORE	231,2	228,9	228,6	228,3	228,1
123 Robert BLAIN	USA		225,5	225,2	225,1	223,7	223,6
3 Jason WRIGHT	USA		221,6	221,6	221,0	220,5	220,5
52 Ron MAYDON	GBR	Craig DAVIES	217,7	217,5	217,4	216,5	216,0



b16

# MASTERS ENDURANCE LEGENDS

## Race 1

### STARTING GRID



	2		
1	<b>20</b>	Keith FRIESER	1:37.771
	4		
2	<b>8</b>	Chris ATKINSON	1:43.217
	6		
3	<b>24</b>	Mike FURNESS	1:46.857
	8		
4	<b>123</b>	Robert BLAIN	1:55.132

	1		
<b>008</b>	Christophe D'ANSEMBOURG	1:37.075	
	3		
<b>31</b>	Marco WERNER	1:37.940	
	5		
<b>52</b>	Ron MAYDON	1:46.808	
	7		
<b>3</b>	Jason WRIGHT	1:48.185	

STEWARDS

RACE DIRECTOR

TIMEKEEPER





b17

Jerez - 4428 m

# MASTERS ENDURANCE LEGENDS Race 1 PROVISIONAL CLASSIFICATION

CONDICIONES ATMOSFERICAS: **Soleado**

ESTADO DE LA PISTA: **Seca**

Ord. #	Piloto	Club	Marca	Neum NV	Tiempo	Dif	VR	Vta	Ráp.
1	<b>008</b> 1p1	Christophe D'ANSEMBOU	Lola Aston	23	<b>40:47.406</b>	----	21		1:40.861
2	<b>20</b> 1p1	Keith FRIESER	Zytek 09s	23	<b>40:48.477</b>	1.071	22		1:40.440
3	<b>31</b> 2p2	Marco WERNER Nick PADMORE	Lotus LMP	23	<b>40:59.165</b>	11.759	12		1:40.286
4	<b>8</b> 2p3	Chris ATKINSON James HAGAN	Oreca FLM0	22	<b>41:17.594</b>	1 Vuelta	14		1:44.665
5	<b>52</b> 2p3	Ron MAYDON Craig DAVIES	Ligier JS P3	22	<b>41:29.858</b>	1 Vuelta	11		1:46.268
6	<b>24</b> 1p2	Mike FURNESS	Courage LC	22	<b>42:15.175</b>	1 Vuelta	4		1:46.240
7	<b>3</b> 2gt3	Jason WRIGHT	Ferrari 458	21	<b>41:45.769</b>	2 Vuelta	4		1:51.476
8	<b>123</b> 2gt1	Robert BLAIN	Aston Marti	2	<b>4:06.264</b>	21 Vuelta	2		1:51.970

#52 - 5 secs. time penalty (track limits)

Vuelta rápida realizada por el piloto Nº 31.- Marco WERNER en un tiempo de 1:40.286 en la vuelta 12ª.

Provisional

Definitiva

Circuito de Jerez, 24 DE OCTUBRE DE 2021

<b>STEWARDS</b> Mark VAN GEEL (NED) Int. Steward (Chairman)	Dorothea BOQUOI Steward	Francisco GALÁN Steward	<b>RACE DIRECTOR</b>	<b>TIMEKEEPER</b>
Hora:			Hora:	RESULTADOS PUBLICADOS A LAS 11:38 HORAS

LiveTiming: [live.crono-jerez.com](http://live.crono-jerez.com)

Pág 1 de 1





b18

## MASTERS ENDURANCE LEGENDS Race 1 - G1/P1 CLASSIFICATION

CONDICIONES ATMOSFERICAS: **Soleado**

ESTADO DE LA PISTA: **Seca**

Ord. #	Piloto	Club	Marca	Neum NV	Tiempo	Dif	VR	Vta Ráp.
1	008 1p1	Christophe D'ANSEMBOU	Lola Aston	23	40:47.406	---	21	1:40.861
2	20 1p1	Keith FRIESER	Zytek 09s	23	40:48.477	1.071	22	1:40.440

Vuelta rápida realizada por el piloto Nº 31.- Marco WERNER en un tiempo de 1:40.286 en la vuelta 12ª.

Provisional

Definitiva

Circuito de Jerez, 24 DE OCTUBRE DE 2021

STEWARDS	RACE DIRECTOR	TIMEKEEPER
Hora:	Hora:	RESULTADOS PUBLICADOS A LAS 11:38 HORAS

LiveTiming: [live.crono-jerez.com](http://live.crono-jerez.com)

Pág 1 de 1





b19

## MASTERS ENDURANCE LEGENDS Race 1 - G1/P2 CLASSIFICATION

CONDICIONES ATMOSFERICAS: **Soleado**

ESTADO DE LA PISTA: **Seca**

Ord. #	Piloto	Club	Marca	Neum NV	Tiempo	Dif	VR	Vta Ráp.
1	24 1p2 Mike FURNESS		Courage LC	22	42:15.175	---	4	1:46.240

Vuelta rápida realizada por el piloto Nº 31.- Marco WERNER en un tiempo de 1:40.286 en la vuelta 12ª.

Provisional

Definitiva

Circuito de Jerez, 24 DE OCTUBRE DE 2021

STEWARDS	RACE DIRECTOR	TIMEKEEPER
Hora:	Hora:	RESULTADOS PUBLICADOS A LAS 11:38 HORAS

LiveTiming: [live.crono-jerez.com](http://live.crono-jerez.com)

Pág 1 de 1







b20

# MASTERS ENDURANCE LEGENDS Race 1 - G2/P2 CLASSIFICATION

CONDICIONES ATMOSFERICAS: **Soleado**

ESTADO DE LA PISTA: **Seca**

Ord. #	Piloto	Club	Marca	Neum NV	Tiempo	Dif	VR	Vta Ráp.
1	31 2p2 Marco WERNER	Nick PADMORE	Lotus LMP	23	40:59.165	---	12	1:40.286

Vuelta rápida realizada por el piloto Nº 31.- Marco WERNER en un tiempo de 1:40.286 en la vuelta 12ª.

Provisional

Definitiva

Circuito de Jerez, 24 DE OCTUBRE DE 2021

STEWARDS	RACE DIRECTOR	TIMEKEEPER
Hora:	Hora:	RESULTADOS PUBLICADOS A LAS 11:38 HORAS

LiveTiming: [live.crono-jerez.com](http://live.crono-jerez.com)

Pág 1 de 1





b21

# MASTERS ENDURANCE LEGENDS Race 1 - G2/P3 CLASSIFICATION

CONDICIONES ATMOSFERICAS: **Soleado**

ESTADO DE LA PISTA: **Seca**

Ord. #	Piloto	Club	Marca	Neum NV	Tiempo	Dif	VR	Vta Ráp.
1	<b>8</b> 2p3 Chris ATKINSON	James HAGAN	Oreca FLM0	22	<b>41:17.594</b>	----	14	1:44.665
2	<b>52</b> 2p3 Ron MAYDON	Craig DAVIES	Ligier JS P3	22	<b>41:29.858</b>	12.264	11	1:46.268

#52 - 5 secs. time penalty (track limits)

Vuelta rápida realizada por el piloto Nº 31.- Marco WERNER en un tiempo de 1:40.286 en la vuelta 12ª.

Provisional

Definitiva

Circuito de Jerez, 24 DE OCTUBRE DE 2021

STEWARDS	RACE DIRECTOR	TIMEKEEPER
Hora:	Hora:	RESULTADOS PUBLICADOS A LAS 11:38 HORAS

LiveTiming: [live.crono-jerez.com](http://live.crono-jerez.com)

Pág 1 de 1





b22

# MASTERS ENDURANCE LEGENDS Race 1 - G2/GT1 CLASSIFICATION

CONDICIONES ATMOSFERICAS: **Soleado**

ESTADO DE LA PISTA: **Seca**

Ord. #	Piloto	Club	Marca	Neum NV	Tiempo	Dif	VR	Vta Ráp.
1	123 2gt1 Robert BLAIN		Aston Marti	2	4:06.264	---	2	1:51.970

Vuelta rápida realizada por el piloto Nº 31.- Marco WERNER en un tiempo de 1:40.286 en la vuelta 12ª.

Provisional

Definitiva

Circuito de Jerez, 24 DE OCTUBRE DE 2021

STEWARDS	RACE DIRECTOR	TIMEKEEPER
Hora:	Hora:	RESULTADOS PUBLICADOS A LAS 11:38 HORAS

LiveTiming: [live.crono-jerez.com](http://live.crono-jerez.com)

Pág 1 de 1





b23

# MASTERS ENDURANCE LEGENDS Race 1 - G2/GT3 CLASSIFICATION

CONDICIONES ATMOSFERICAS: **Soleado**

ESTADO DE LA PISTA: **Seca**

Ord. #	Piloto	Club	Marca	Neum NV	Tiempo	Dif	VR	Vta Ráp.
1	3 2gt3 Jason WRIGHT		Ferrari 458	21	41:45.769	---	4	1:51.476

Vuelta rápida realizada por el piloto Nº 31.- Marco WERNER en un tiempo de 1:40.286 en la vuelta 12ª.

Provisional

Definitiva

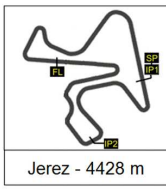
Circuito de Jerez, 24 DE OCTUBRE DE 2021

STEWARDS	RACE DIRECTOR	TIMEKEEPER
Hora:	Hora:	RESULTADOS PUBLICADOS A LAS 11:38 HORAS

LiveTiming: [live.crono-jerez.com](http://live.crono-jerez.com)

Pág 1 de 1





b24

## MASTERS ENDURANCE LEGENDS

### Race 1

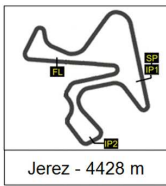
### LAP BY LAP

Vuelta	3	8	20	24	31	52	123	800				
1	1:57.075	1:50.963	1:47.035	1:54.459	1:45.267	1:56.638	1:59.144	1:46.164				
2	1:52.137	1:49.363	1:43.428	1:49.286	1:43.422	1:49.857	1:51.970*	1:43.396				
3	1:54.142	1:55.593	1:43.065	1:49.606	1:42.508	1:48.337		1:41.981				
4	1:51.476*	1:48.246	1:43.037	1:46.240*	1:42.984	1:47.675		1:42.860				
5	1:52.355	1:47.113	1:42.437	1:47.411	1:42.158	1:50.101		1:42.207				
6	1:52.522	1:45.470	1:42.848	1:47.278	1:42.945	1:49.991		1:42.786				
7	1:52.406	1:45.791	1:42.328	1:47.782	1:42.434	1:48.419		1:42.775				
8	1:53.609	1:46.864	1:41.928	1:47.702	1:42.477	1:48.639		1:42.750				
9	1:54.422	1:47.738	1:42.953	1:48.823	1:43.198	1:47.688		1:42.775				
10	PIT EXIT	PIT EXIT	1:42.962	1:48.929	1:40.906	1:47.308		1:43.166				
11	2:04.472	1:53.175	PIT EXIT	1:49.534	1:40.928	1:46.268*		PIT EXIT				
12	1:54.650	1:46.322	1:48.512	1:48.939	1:40.286*	1:48.783		1:47.381				
13	1:55.685	1:45.421	1:43.685	1:50.272	PIT EXIT	1:50.251		1:43.293				
14	1:55.055	1:44.665*	1:42.544	PIT EXIT	1:47.953	1:49.701		1:42.264				
15	1:54.229	1:44.976	1:42.911	1:51.686	1:43.458	1:47.743		1:42.588				
16	1:54.114	1:46.166	1:42.061	1:50.029	1:41.523	PIT EXIT		1:42.254				
17	1:54.992	1:45.476	1:42.105	1:50.293	1:42.289	1:55.184		1:41.808				
18	2:00.162	1:47.083	1:42.497	1:50.991	1:41.190	1:48.566		1:43.008				
19	1:55.140	1:45.819	1:41.693	1:51.909	1:42.017	1:47.618		1:41.164				
20	1:55.447	1:52.152	1:42.094	1:50.372	1:42.048	1:47.747		1:42.674				
21	1:56.269	1:51.075	1:41.746	1:51.545	1:41.367	1:46.850		1:40.861*				
22		1:53.431	1:40.440*	1:51.664	1:40.626	1:52.259		1:41.051				
23			1:41.291		1:40.866			1:41.252				









23 - 24 octubre 2021

1  
b25

## MASTERS ENDURANCE LEGENDS

### Race 1 ANALYSIS

Número	3		8		20		24		31		52		123	
	Vta	Sector	Vuelta	Sector	Vuelta	Sector	Vuelta	Sector	Vuelta	Sector	Vuelta	Sector	Vuelta	
19	IP1	43.833	43.833	40.322	40.322	38.814	38.814	42.169	42.169	38.251	38.251	40.777	40.777	
	IP2	32.998	1:16.831	29.714	1:10.036	28.814	1:07.628	32.314	1:14.483	28.433	1:06.684	30.325	1:11.102	
	FL	38.309	<b>1:55.140</b>	35.783	<b>1:45.819</b>	34.065	<b>1:41.693</b>	37.426	<b>1:51.909</b>	35.333	<b>1:42.017</b>	36.516	<b>1:47.618</b>	
20	IP1	43.582	43.582	46.353	46.353	38.606	38.606	41.633	41.633	38.153	38.153	40.533	40.533	
	IP2	33.319	1:16.901	29.949	1:16.302	29.135	1:07.741	31.487	1:13.120	28.210	1:06.363	30.864	1:11.397	
	FL	38.546	<b>1:55.447</b>	35.850	<b>1:52.152</b>	34.353	<b>1:42.094</b>	37.252	<b>1:50.372</b>	35.685	<b>1:42.048</b>	36.350	<b>1:47.747</b>	
21	IP1	43.679	43.679	45.235	45.235	38.694	38.694	41.730	41.730	38.396	38.396	40.507	40.507	
	IP2	33.018	1:16.697	30.031	1:15.266	29.105	1:07.799	32.098	1:13.828	28.540	1:06.936	30.042	1:10.549	
	FL	39.572	<b>1:56.269</b>	35.809	<b>1:51.075</b>	33.947	<b>1:41.746</b>	37.717	<b>1:51.545</b>	34.431	<b>1:41.367</b>	36.301	<b>1:46.850</b>	
22	IP1			41.531	41.531	<b>38.295</b>	<b>38.295</b>	42.344	42.344	38.302	38.302	40.671	40.671	
	IP2			32.159	1:13.690	<b>28.116</b>	<b>1:06.411</b>	31.839	1:14.183	28.201	1:06.503	30.152	1:10.823	
	FL		-----	39.741	<b>1:53.431</b>	34.029	<b>1:40.440</b>	37.481	<b>1:51.664</b>	<b>34.123</b>	<b>1:40.626</b>	41.436	<b>1:52.259</b>	
23	IP1					38.455	38.455			38.239	38.239			
	IP2					29.019	1:07.474			28.183	1:06.422			
	FL				-----	<b>33.817</b>	<b>1:41.291</b>		-----	34.444	<b>1:40.866</b>		-----	



23 - 24 octubre 2021

2  
b25

## MASTERS ENDURANCE LEGENDS

### Race 1 ANALYSIS

Número	800			0		0		0		0		0		0	
	Vta	Sector	Vuelta	Sector	Vuelta	Sector	Vuelta	Sector	Vuelta	Sector	Vuelta	Sector	Vuelta	Sector	Vuelta
1	IP1	41.312	41.312												
	IP2	29.533	1:10.845												
	FL	35.319	<b>1:46.164</b>												
2	IP1	39.121	39.121												
	IP2	28.787	1:07.908												
	FL	35.488	<b>1:43.396</b>												
3	IP1	38.638	38.638												
	IP2	28.709	1:07.347												
	FL	34.634	<b>1:41.981</b>												
4	IP1	39.213	39.213												
	IP2	28.784	1:07.997												
	FL	34.863	<b>1:42.860</b>												
5	IP1	38.702	38.702												
	IP2	28.647	1:07.349												
	FL	34.858	<b>1:42.207</b>												
6	IP1	39.164	39.164												
	IP2	28.727	1:07.891												
	FL	34.895	<b>1:42.786</b>												
7	IP1	38.632	38.632												
	IP2	28.981	1:07.613												
	FL	35.162	<b>1:42.775</b>												
8	IP1	38.551	38.551												
	IP2	28.620	1:07.171												
	FL	35.579	<b>1:42.750</b>												
9	IP1	39.223	39.223												
	IP2	28.717	1:07.940												
	FL	34.835	<b>1:42.775</b>												
10	IP1	39.551	39.551												
	IP2	29.153	1:08.704												
	FL	34.462	<b>1:43.166</b>												
11	IP1	39.306	39.306												
	IP2	29.827	1:09.133												
	FL	1:55.36	<b>PIT EXIT</b>												
12	IP1	43.050	43.050												
	IP2	29.292	1:12.342												
	FL	35.039	<b>1:47.381</b>												
13	IP1	38.748	38.748												
	IP2	29.164	1:07.912												
	FL	35.381	<b>1:43.293</b>												
14	IP1	38.574	38.574												
	IP2	29.090	1:07.664												
	FL	34.600	<b>1:42.264</b>												
15	IP1	39.241	39.241												
	IP2	28.984	1:08.225												
	FL	34.363	<b>1:42.588</b>												
16	IP1	38.773	38.773												
	IP2	29.000	1:07.773												
	FL	34.481	<b>1:42.254</b>												
17	IP1	38.848	38.848												
	IP2	29.058	1:07.906												
	FL	33.902	<b>1:41.808</b>												
18	IP1	39.208	39.208												
	IP2	29.045	1:08.253												
	FL	34.755	<b>1:43.008</b>												





2  
b25

## MASTERS ENDURANCE LEGENDS

### Race 1

### ANALYSIS

Número	800		0		0		0		0		0		0	
	Vta	Sector	Vuelta	Sector	Vuelta	Sector	Vuelta	Sector	Vuelta	Sector	Vuelta	Sector	Vuelta	
19	IP1	38.468	38.468											
	IP2	<b>28.456</b>	1:06.924											
	FL	34.240	<b>1:41.164</b>											
20	IP1	39.259	39.259											
	IP2	29.033	1:08.292											
	FL	34.382	<b>1:42.674</b>											
21	IP1	38.390	38.390											
	IP2	28.580	1:06.970											
	FL	<b>33.891</b>	<b>1:40.861</b>											
22	IP1	38.364	38.364											
	IP2	28.522	<b>1:06.886</b>											
	FL	34.165	<b>1:41.051</b>											
23	IP1	<b>38.086</b>	<b>38.086</b>											
	IP2	28.967	1:07.053											
	FL	34.199	<b>1:41.252</b>											



b26

# MASTERS ENDURANCE LEGENDS

## Race 1

### 40 BEST LAPS

Dorsal	Piloto	Nat	Equipo	Maq.	Hora	Vuelta	Tiempo
31	Marco WERNER	GER	Nick PADMORE	Lotus LMP	11:12:18	12	1:40.286
20	Keith FRIESER	CAN		Zytek 09s	11:30:52	22	1:40.440
31	Marco WERNER	GER	Nick PADMORE	Lotus LMP	11:31:03	22	1:40.626
800	Christophe D'ANSEMBOUR	BEL		Lola Aston	11:29:010	21	1:40.861
31	Marco WERNER	GER	Nick PADMORE	Lotus LMP	11:32:44	23	1:40.866
31	Marco WERNER	GER	Nick PADMORE	Lotus LMP	11:08:57	10	1:40.906
31	Marco WERNER	GER	Nick PADMORE	Lotus LMP	11:10:38	11	1:40.928
800	Christophe D'ANSEMBOUR	BEL		Lola Aston	11:30:51	22	1:41.051
800	Christophe D'ANSEMBOUR	BEL		Lola Aston	11:25:46	19	1:41.164
31	Marco WERNER	GER	Nick PADMORE	Lotus LMP	11:24:17	18	1:41.190
800	Christophe D'ANSEMBOUR	BEL		Lola Aston	11:32:32	23	1:41.252
20	Keith FRIESER	CAN		Zytek 09s	11:32:33	23	1:41.291
31	Marco WERNER	GER	Nick PADMORE	Lotus LMP	11:29:22	21	1:41.367
31	Marco WERNER	GER	Nick PADMORE	Lotus LMP	11:20:54	16	1:41.523
20	Keith FRIESER	CAN		Zytek 09s	11:25:48	19	1:41.693
20	Keith FRIESER	CAN		Zytek 09s	11:29:12	21	1:41.746
800	Christophe D'ANSEMBOUR	BEL		Lola Aston	11:22:22	17	1:41.808
20	Keith FRIESER	CAN		Zytek 09s	11:05:34	8	1:41.928
800	Christophe D'ANSEMBOUR	BEL		Lola Aston	10:56:59	3	1:41.981
31	Marco WERNER	GER	Nick PADMORE	Lotus LMP	11:25:59	19	1:42.017
31	Marco WERNER	GER	Nick PADMORE	Lotus LMP	11:27:41	20	1:42.048
20	Keith FRIESER	CAN		Zytek 09s	11:20:41	16	1:42.061
20	Keith FRIESER	CAN		Zytek 09s	11:27:30	20	1:42.094
20	Keith FRIESER	CAN		Zytek 09s	11:22:23	17	1:42.105
31	Marco WERNER	GER	Nick PADMORE	Lotus LMP	11:00:25	5	1:42.158
800	Christophe D'ANSEMBOUR	BEL		Lola Aston	11:00:24	5	1:42.207
800	Christophe D'ANSEMBOUR	BEL		Lola Aston	11:20:40	16	1:42.254
800	Christophe D'ANSEMBOUR	BEL		Lola Aston	11:17:16	14	1:42.264
31	Marco WERNER	GER	Nick PADMORE	Lotus LMP	11:22:36	17	1:42.289
20	Keith FRIESER	CAN		Zytek 09s	11:03:52	7	1:42.328
31	Marco WERNER	GER	Nick PADMORE	Lotus LMP	11:03:50	7	1:42.434
20	Keith FRIESER	CAN		Zytek 09s	11:00:27	5	1:42.437
31	Marco WERNER	GER	Nick PADMORE	Lotus LMP	11:05:32	8	1:42.477
20	Keith FRIESER	CAN		Zytek 09s	11:24:06	18	1:42.497
31	Marco WERNER	GER	Nick PADMORE	Lotus LMP	10:56:60	3	1:42.508
20	Keith FRIESER	CAN		Zytek 09s	11:17:16	14	1:42.544
800	Christophe D'ANSEMBOUR	BEL		Lola Aston	11:18:58	15	1:42.588
800	Christophe D'ANSEMBOUR	BEL		Lola Aston	11:27:29	20	1:42.674
800	Christophe D'ANSEMBOUR	BEL		Lola Aston	11:05:32	8	1:42.750
800	Christophe D'ANSEMBOUR	BEL		Lola Aston	11:03:49	7	1:42.775



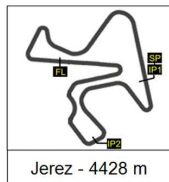


b27

# MASTERS ENDURANCE LEGENDS Race 1 TOP FIVE LAPS

Piloto	Nat	Equipo	Top Five Laps				
31 Marco WERNER	GER	Nick PADMORE	1:40.286	1:40.626	1:40.866	1:40.906	1:40.928
20 Keith FRIESER	CAN		1:40.440	1:41.291	1:41.693	1:41.746	1:41.928
800 Christophe D'ANSEMOU	BEL		1:40.861	1:41.051	1:41.164	1:41.252	1:41.808
8 Chris ATKINSON	GBR	James HAGAN	1:44.665	1:44.976	1:45.421	1:45.470	1:45.476
24 Mike FURNESS	GBR		1:46.240	1:47.278	1:47.411	1:47.702	1:47.782
52 Ron MAYDON	GBR	Craig DAVIES	1:46.268	1:46.850	1:47.308	1:47.618	1:47.675
3 Jason WRIGHT	USA		1:51.476	1:52.137	1:52.355	1:52.406	1:52.522
123 Robert BLAIN	USA		1:51.970	1:59.144	PARRILL		





b28

# MASTERS ENDURANCE LEGENDS

## Race 1

### 40 BEST MAXIMUM SPEEDS

Dorsal	Piloto	Nat	Equipo	Maq.	Hora	Vuelta	Vmax
800	Christophe D'ANSEMBOUR	BEL		Lola Aston	11:28:07	20	256,5
800	Christophe D'ANSEMBOUR	BEL		Lola Aston	11:21:19	16	255,9
800	Christophe D'ANSEMBOUR	BEL		Lola Aston	11:12:46	11	255,9
800	Christophe D'ANSEMBOUR	BEL		Lola Aston	11:29:48	21	255,9
800	Christophe D'ANSEMBOUR	BEL		Lola Aston	11:31:29	22	255,3
800	Christophe D'ANSEMBOUR	BEL		Lola Aston	11:23:01	17	254,7
800	Christophe D'ANSEMBOUR	BEL		Lola Aston	11:24:44	18	254,7
800	Christophe D'ANSEMBOUR	BEL		Lola Aston	11:19:37	15	254,7
800	Christophe D'ANSEMBOUR	BEL		Lola Aston	10:59:20	4	254,1
800	Christophe D'ANSEMBOUR	BEL		Lola Aston	11:01:03	5	254,1
800	Christophe D'ANSEMBOUR	BEL		Lola Aston	11:04:28	7	254,1
800	Christophe D'ANSEMBOUR	BEL		Lola Aston	10:54:12	1	253,5
800	Christophe D'ANSEMBOUR	BEL		Lola Aston	11:17:55	14	252,9
800	Christophe D'ANSEMBOUR	BEL		Lola Aston	10:55:55	2	252,3
800	Christophe D'ANSEMBOUR	BEL		Lola Aston	11:02:45	6	252,3
800	Christophe D'ANSEMBOUR	BEL		Lola Aston	11:26:26	19	252,3
800	Christophe D'ANSEMBOUR	BEL		Lola Aston	11:16:12	13	251,7
800	Christophe D'ANSEMBOUR	BEL		Lola Aston	11:14:29	12	251,2
800	Christophe D'ANSEMBOUR	BEL		Lola Aston	11:06:11	8	251,2
800	Christophe D'ANSEMBOUR	BEL		Lola Aston	10:52:29	0	250,0
800	Christophe D'ANSEMBOUR	BEL		Lola Aston	10:57:38	3	250,0
800	Christophe D'ANSEMBOUR	BEL		Lola Aston	11:09:37	10	249,4
20	Keith FRIESER	CAN		Zytek 09s	11:31:30	22	248,3
20	Keith FRIESER	CAN		Zytek 09s	11:26:26	19	248,3
20	Keith FRIESER	CAN		Zytek 09s	11:28:08	20	248,3
20	Keith FRIESER	CAN		Zytek 09s	11:29:50	21	247,7
20	Keith FRIESER	CAN		Zytek 09s	11:21:20	16	246,6
20	Keith FRIESER	CAN		Zytek 09s	11:24:45	18	246,6
20	Keith FRIESER	CAN		Zytek 09s	11:04:30	7	246,0
20	Keith FRIESER	CAN		Zytek 09s	11:14:30	12	246,0
20	Keith FRIESER	CAN		Zytek 09s	10:54:14	1	245,5
20	Keith FRIESER	CAN		Zytek 09s	10:59:23	4	245,5
20	Keith FRIESER	CAN		Zytek 09s	11:01:06	5	245,5
20	Keith FRIESER	CAN		Zytek 09s	11:06:13	8	245,5
20	Keith FRIESER	CAN		Zytek 09s	11:16:13	13	245,5
20	Keith FRIESER	CAN		Zytek 09s	11:07:56	9	245,5
20	Keith FRIESER	CAN		Zytek 09s	11:17:56	14	245,5
20	Keith FRIESER	CAN		Zytek 09s	11:09:39	10	245,5
20	Keith FRIESER	CAN		Zytek 09s	11:19:38	15	245,5
20	Keith FRIESER	CAN		Zytek 09s	10:55:57	2	244,9





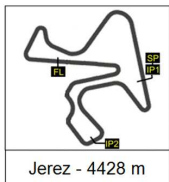
b29

## MASTERS ENDURANCE LEGENDS Race 1 TOP FIVE MAXIMUM SPEEDS

Piloto	Nat	Equipo	Top Five Vmax				
800 Christophe D'ANSEMOU	BEL		256,5	255,9	255,9	255,9	255,3
20 Keith FRIESER	CAN		248,3	248,3	248,3	247,7	246,6
8 Chris ATKINSON	GBR	James HAGAN	235,8	235,3	235,3	234,8	234,8
123 Robert BLAIN	USA		234,3	229,3	123,0		
24 Mike FURNESS	GBR		233,3	232,8	232,3	232,3	231,8
31 Marco WERNER	GER	Nick PADMORE	232,8	232,3	232,3	231,8	231,8
3 Jason WRIGHT	USA		222,7	221,3	221,3	220,9	220,9
52 Ron MAYDON	GBR	Craig DAVIES	220,0	220,0	219,5	219,1	219,1







b30

# MASTERS ENDURANCE LEGENDS

## Race 1

### PLANNING

Vta	1	2	3	4	5	6	7	8	9	10	11	12	13	14	15	16
0	800	20	31	8	3	52	24	123								
1	800	31	20	8	3	52	24	123								
2	800	31	20	8	52	3	24	123								
3	800	31	20	8	52	24	3									
4	800	31	20	8	52	24	3									
5	800	31	20	8	24	52	3									
6	800	31	20	8	24	52	3									
7	800	31	20	8	24	52	3									
8	800	31	20	8	24	52	3									
9	800	31	20	8	24	52	3									
10	31	800	20	24	52	8 <sup>1</sup>	3 <sup>-1</sup>									
11	31	24	52	20	800	8 <sup>1</sup>	3 <sup>-1</sup>									
12	31	24	52	800	20	8	3 <sup>-1</sup>									
13	800	20	24	52	31	8	3 <sup>-1</sup>									
14	800	20	52	31	8	24 <sup>1</sup>	3 <sup>-1</sup>									
15	800	20	31	52	8	24 <sup>1</sup>	3 <sup>-1</sup>									
16	800	20	31	8	52	24 <sup>1</sup>	3 <sup>-1</sup>									
17	800	20	31	8	52 <sup>1</sup>	24 <sup>1</sup>	3 <sup>-1</sup>									
18	800	20	31	8	52 <sup>1</sup>	24 <sup>1</sup>	3 <sup>-2</sup>									
19	800	20	31	8	52 <sup>1</sup>	24 <sup>1</sup>	3 <sup>-2</sup>									
20	800	20	31	8 <sup>1</sup>	52 <sup>1</sup>	24 <sup>1</sup>	3 <sup>-2</sup>									
21	800	20	31	8 <sup>1</sup>	52 <sup>1</sup>	24 <sup>1</sup>	3 <sup>-2</sup>									
22	800	20	31	8 <sup>1</sup>	52 <sup>1</sup>	24 <sup>1</sup>	3 <sup>-2</sup>									
23	800	20	31	8 <sup>1</sup>	52 <sup>1</sup>	24 <sup>1</sup>	3 <sup>-2</sup>									





b31

# MASTERS ENDURANCE LEGENDS

## Race 2

### STARTING GRID



		2	
1	<b>20</b>	Keith FRIESER	
		4	
2	<b>8</b>	Chris ATKINSON	
		6	
3	<b>24</b>	Mike FURNESS	
		8	
4	<b>123</b>	Robert BLAIN	

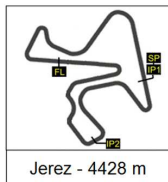
		1	
<b>008</b>	Christophe D'ANSEMBOURG		
		3	
<b>31</b>	Marco WERNER		
		5	
<b>52</b>	Ron MAYDON		
		7	
<b>3</b>	Jason WRIGHT		

STEWARDS

RACE DIRECTOR

TIMEKEEPER





b32

# MASTERS ENDURANCE LEGENDS Race 2 PROVISIONAL CLASSIFICATION

CONDICIONES ATMOSFERICAS: **Soleado**

ESTADO DE LA PISTA: **Seca**

Ord. #	Piloto	Club	Marca	Neum NV	Tiempo	Dif	VR	Vta Ráp.
1	<b>008</b> 1p1	Christophe D'ANSEMBOU	Lola Aston	23	<b>40:56.820</b>	----	16	1:41.298
2	<b>31</b> 2p2	Marco WERNER	Lotus LMP	23	<b>40:59.081</b>	2.261	5	1:40.359
3	<b>20</b> 1p1	Keith FRIESER	Zytek 09s	23	<b>41:08.426</b>	11.606	10	1:42.578
4	<b>52</b> 2p3	Ron MAYDON	Ligier JS P3	22	<b>41:45.033</b>	1 Vuelta	15	1:47.925
5	<b>8</b> 2p3	Chris ATKINSON	Oreca FLM0	22	<b>42:22.416</b>	1 Vuelta	20	1:49.825
6	<b>123</b> 2gt1	Robert BLAIN	Aston Marti	22	<b>42:24.444</b>	1 Vuelta	18	1:48.435
7	<b>3</b> 2gt3	Jason WRIGHT	Ferrari 458	22	<b>42:52.294</b>	1 Vuelta	15	1:50.842
8	<b>24</b> 1p2	Mike FURNESS	Courage LC	18	<b>34:50.368</b>	5 Vuelta	15	1:49.494

Vuelta rápida realizada por el piloto Nº 31.- Marco WERNER en un tiempo de 1:40.359 en la vuelta 5ª.

Provisional

Definitiva

Circuito de Jerez, 24 DE OCTUBRE DE 2021

<b>STEWARDS</b> Mark VAN GEEL (NED) Int. Steward (Chairman)	Dorothea BOQUOI Steward	Francisco GALÁN Steward	<b>RACE DIRECTOR</b>	<b>TIMEKEEPER</b>
Hora:			Hora:	RESULTADOS PUBLICADOS A LAS 16:52 HORAS





b33

# MASTERS ENDURANCE LEGENDS Race 2 - G1/P1 CLASSIFICATION

CONDICIONES ATMOSFERICAS: **Soleado**

ESTADO DE LA PISTA: **Seca**

Ord. #	Piloto	Club	Marca	Neum NV	Tiempo	Dif	VR	Vta Ráp.
1	<b>008</b> 1p1 Christophe D'ANSEMBOU		Lola Aston	23	<b>40:56.820</b>	----	16	1:41.298
2	<b>20</b> 1p1 Keith FRIESER		Zytek 09s	23	<b>41:08.426</b>	11.606	10	1:42.578

Vuelta rápida realizada por el piloto Nº 31.- Marco WERNER en un tiempo de 1:40.359 en la vuelta 5ª.

Provisional

Definitiva

Circuito de Jerez, 24 DE OCTUBRE DE 2021

STEWARDS	RACE DIRECTOR	TIMEKEEPER
Hora:	Hora:	RESULTADOS PUBLICADOS A LAS 16:52 HORAS





b34

# MASTERS ENDURANCE LEGENDS Race 2 - G1/P2 CLASSIFICATION

CONDICIONES ATMOSFERICAS: **Soleado**

ESTADO DE LA PISTA: **Seca**

Ord. #	Piloto	Club	Marca	Neum NV	Tiempo	Dif	VR	Vta Ráp.
1	24 1p2 Mike FURNESS		Courage LC	18	34:50.368	---	15	1:49.494

Vuelta rápida realizada por el piloto Nº 31.- Marco WERNER en un tiempo de 1:40.359 en la vuelta 5ª.

Provisional

Definitiva

Circuito de Jerez, 24 DE OCTUBRE DE 2021

STEWARDS Hora:	RACE DIRECTOR Hora:	TIMEKEEPER RESULTADOS PUBLICADOS A LAS 16:52 HORAS
-------------------	------------------------	---

LiveTiming: [live.crono-jerez.com](http://live.crono-jerez.com)

Pág 1 de 1





b35

# MASTERS ENDURANCE LEGENDS Race 2 - G2/P2 CLASSIFICATION

CONDICIONES ATMOSFERICAS: **Soleado**

ESTADO DE LA PISTA: **Seca**

Ord. #	Piloto	Club	Marca	Neum NV	Tiempo	Dif	VR	Vta Ráp.
1	31 2p2 Marco WERNER	Nick PADMORE	Lotus LMP	23	40:59.081	---	5	1:40.359

Vuelta rápida realizada por el piloto Nº 31.- Marco WERNER en un tiempo de 1:40.359 en la vuelta 5ª.

Provisional

Definitiva

Circuito de Jerez, 24 DE OCTUBRE DE 2021

STEWARDS	RACE DIRECTOR	TIMEKEEPER
Hora:	Hora:	RESULTADOS PUBLICADOS A LAS 16:52 HORAS

LiveTiming: [live.crono-jerez.com](http://live.crono-jerez.com)

Pág 1 de 1





b36

# MASTERS ENDURANCE LEGENDS Race 2 - G2/P3 CLASSIFICATION

CONDICIONES ATMOSFERICAS: **Soleado**

ESTADO DE LA PISTA: **Seca**

Ord. #	Piloto	Club	Marca	Neum NV	Tiempo	Dif	VR	Vta Ráp.
1	<b>52</b> 2p3 Ron MAYDON	Craig DAVIES	Ligier JS P3	22	<b>41:45.033</b>	----	15	1:47.925
2	<b>8</b> 2p3 Chris ATKINSON	James HAGAN	Oreca FLM0	22	<b>42:22.416</b>	37.383	20	1:49.825

Vuelta rápida realizada por el piloto Nº 31.- Marco WERNER en un tiempo de 1:40.359 en la vuelta 5ª.

Provisional

Definitiva

Circuito de Jerez, 24 DE OCTUBRE DE 2021

STEWARDS	RACE DIRECTOR	TIMEKEEPER
Hora:	Hora:	RESULTADOS PUBLICADOS A LAS 16:52 HORAS

LiveTiming: [live.crono-jerez.com](http://live.crono-jerez.com)

Pág 1 de 1







b37

# MASTERS ENDURANCE LEGENDS Race 2 - G2/GT1 CLASSIFICATION

CONDICIONES ATMOSFERICAS: **Soleado**

ESTADO DE LA PISTA: **Seca**

Ord. #	Piloto	Club	Marca	Neum NV	Tiempo	Dif	VR	Vta Ráp.
1	123 2gt1 Robert BLAIN		Aston Marti	22	42:24.444	---	18	1:48.435

Vuelta rápida realizada por el piloto Nº 31.- Marco WERNER en un tiempo de 1:40.359 en la vuelta 5ª.

Provisional

Definitiva

Circuito de Jerez, 24 DE OCTUBRE DE 2021

STEWARDS	RACE DIRECTOR	TIMEKEEPER
Hora:	Hora:	RESULTADOS PUBLICADOS A LAS 16:52 HORAS

LiveTiming: [live.crono-jerez.com](http://live.crono-jerez.com)

Pág 1 de 1





b38

# MASTERS ENDURANCE LEGENDS Race 2 - G2/GT3 CLASSIFICATION

CONDICIONES ATMOSFERICAS: **Soleado**

ESTADO DE LA PISTA: **Seca**

Ord. #	Piloto	Club	Marca	Neum NV	Tiempo	Dif	VR	Vta Ráp.
1	3 2gt3 Jason WRIGHT		Ferrari 458	22	42:52.294	---	15	1:50.842

Vuelta rápida realizada por el piloto Nº 31.- Marco WERNER en un tiempo de 1:40.359 en la vuelta 5ª.

Provisional

Definitiva

Circuito de Jerez, 24 DE OCTUBRE DE 2021

STEWARDS	RACE DIRECTOR	TIMEKEEPER
Hora:	Hora:	RESULTADOS PUBLICADOS A LAS 16:52 HORAS

LiveTiming: [live.crono-jerez.com](http://live.crono-jerez.com)

Pág 1 de 1





b39

## MASTERS ENDURANCE LEGENDS

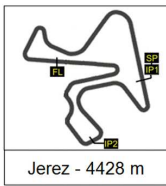
### Race 2

### LAP BY LAP

Vuelta	3	8	20	24	31	52	123	008				
1	1:56.901	1:53.380	1:48.306	1:54.718	1:45.919	1:51.229	1:54.204	1:47.668				
2	1:52.260	1:51.465	1:45.136	1:51.004	1:41.261	1:49.305	1:51.396	1:45.383				
3	1:52.212	1:51.463	1:44.616	1:50.827	1:41.390	1:49.767	1:50.470	1:44.175				
4	1:53.255	1:50.989	1:44.807	1:51.855	1:40.671	1:49.710	1:49.981	1:44.027				
5	1:54.086	1:50.080	1:44.081	1:50.577	1:40.359*	1:49.247	1:50.045	1:44.232				
6	1:53.916	1:51.829	1:43.896	1:50.565	1:41.294	1:50.172	1:49.315	1:42.941				
7	1:52.773	1:50.481	1:42.915	1:50.721	1:41.107	1:49.529	1:48.651	1:42.981				
8	1:53.291	1:51.057	1:43.024	1:50.110	1:41.035	1:50.163	1:49.075	1:42.883				
9	1:53.287	1:55.486	1:42.775	1:52.040	1:40.702	1:48.121	1:48.735	1:42.061				
10	1:52.284	1:53.934	1:42.578*	1:49.994	1:41.070	1:48.285	1:48.669	PIT EXIT				
11	PIT EXIT	PIT EXIT	1:43.234	1:51.344	1:43.699	1:49.304	PIT EXIT	1:46.640				
12	2:00.910	1:54.971	PIT EXIT	PIT EXIT	1:41.732	PIT EXIT	1:56.520	1:42.287				
13	1:52.114	1:53.225	1:48.308	1:53.185	PIT EXIT	1:54.038	1:50.018	1:41.937				
14	1:51.260	1:51.777	1:44.462	1:52.937	1:50.555	1:48.460	1:50.326	1:42.070				
15	1:50.842*	1:51.446	1:43.783	1:49.494*	1:44.069	1:47.925*	1:49.583	1:42.843				
16	1:51.476	1:50.459	1:42.760	1:51.072	1:42.587	1:48.051	1:48.591	1:41.298*				
17	1:51.477	1:50.928	1:42.844	1:51.986	1:42.543	1:49.640	1:48.563	1:41.828				
18	1:51.367	1:51.818	1:43.261	1:52.130	1:42.498	1:50.274	1:48.435*	1:41.798				
19	1:51.204	1:51.751	1:43.356		1:42.676	1:51.449	1:48.480	1:41.979				
20	1:51.975	1:49.825*	1:43.181		1:41.942	1:52.245	1:49.597	1:41.719				
21	1:52.212	1:49.855	1:43.394		1:42.122	1:52.232	1:49.755	1:43.321				
22	1:57.294	1:49.865	1:43.034		1:42.495	1:54.121	1:51.424	1:43.312				
23			1:43.898		1:42.057			1:45.373				







23 - 24 octubre 2021

1  
b40

## MASTERS ENDURANCE LEGENDS

### Race 2

### ANALYSIS

Número	3		8		20		24		31		52		123		
	Vta	Sector	Vuelta	Sector	Vuelta	Sector	Vuelta	Sector	Vuelta	Sector	Vuelta	Sector	Vuelta		
19	IP1	42.450	42.450	42.738	42.738	38.989	38.989	44.197	44.197	38.869	38.869	42.735	42.735	41.141	41.141
	IP2	31.498	1:13.948	31.689	1:14.427	29.279	1:08.268	33.410	1:17.607	28.854	1:07.723	31.157	1:13.892	31.140	1:12.281
	FL	37.256	<b>1:51.204</b>	37.324	<b>1:51.751</b>	35.088	<b>1:43.356</b>		-----	34.953	<b>1:42.676</b>	37.557	<b>1:51.449</b>	36.199	<b>1:48.480</b>
20	IP1	42.688	42.688	<b>41.745</b>	<b>41.745</b>	39.185	39.185			38.578	38.578	42.762	42.762	41.397	41.397
	IP2	31.744	1:14.432	31.852	1:13.597	29.344	1:08.529			28.599	1:07.177	31.583	1:14.345	31.986	1:13.383
	FL	37.543	<b>1:51.975</b>	<b>36.228</b>	<b>1:49.825</b>	34.652	<b>1:43.181</b>			34.765	<b>1:41.942</b>	37.900	<b>1:52.245</b>	36.214	<b>1:49.597</b>
21	IP1	42.673	42.673	41.822	41.822	38.985	38.985			38.399	38.399	42.856	42.856	41.687	41.687
	IP2	31.814	1:14.487	31.392	1:13.214	29.626	1:08.611			28.719	1:07.118	31.446	1:14.302	31.431	1:13.118
	FL	37.725	<b>1:52.212</b>	36.641	<b>1:49.855</b>	34.783	<b>1:43.394</b>			35.004	<b>1:42.122</b>	37.930	<b>1:52.232</b>	36.637	<b>1:49.755</b>
22	IP1	46.216	46.216	42.079	42.079	38.889	38.889			38.665	38.665	43.331	43.331	42.061	42.061
	IP2	32.264	1:18.480	<b>31.048</b>	<b>1:13.127</b>	29.324	1:08.213			28.703	1:07.368	31.932	1:15.263	31.386	1:13.447
	FL	38.814	<b>1:57.294</b>	36.738	<b>1:49.865</b>	34.821	<b>1:43.034</b>			35.127	<b>1:42.495</b>	38.858	<b>1:54.121</b>	37.977	<b>1:51.424</b>
23	IP1					39.434	39.434			38.688	38.688				
	IP2					29.784	1:09.218			28.638	1:07.326				
	FL		-----		-----	34.680	<b>1:43.898</b>			34.731	<b>1:42.057</b>		-----		-----



23 - 24 octubre 2021

2  
b40

## MASTERS ENDURANCE LEGENDS

### Race 2 ANALYSIS

Número	008		0		0		0		0		0		0	
	Vta	Sector	Vuelta	Sector	Vuelta	Sector	Vuelta	Sector	Vuelta	Sector	Vuelta	Sector	Vuelta	
1	IP1	41.200	41.200											
	IP2	29.384	1:10.584											
	FL	37.084	<b>1:47.668</b>											
2	IP1	39.846	39.846											
	IP2	29.551	1:09.397											
	FL	35.986	<b>1:45.383</b>											
3	IP1	39.288	39.288											
	IP2	29.378	1:08.666											
	FL	35.509	<b>1:44.175</b>											
4	IP1	39.675	39.675											
	IP2	29.393	1:09.068											
	FL	34.959	<b>1:44.027</b>											
5	IP1	39.604	39.604											
	IP2	29.527	1:09.131											
	FL	35.101	<b>1:44.232</b>											
6	IP1	39.144	39.144											
	IP2	28.994	1:08.138											
	FL	34.803	<b>1:42.941</b>											
7	IP1	38.921	38.921											
	IP2	29.314	1:08.235											
	FL	34.746	<b>1:42.981</b>											
8	IP1	39.266	39.266											
	IP2	29.000	1:08.266											
	FL	34.617	<b>1:42.883</b>											
9	IP1	38.722	38.722											
	IP2	28.809	1:07.531											
	FL	34.530	<b>1:42.061</b>											
10	IP1	39.239	39.239											
	IP2	29.303	1:08.542											
	FL	1:53.66	<b>PIT EXIT</b>											
11	IP1	43.228	43.228											
	IP2	28.801	1:12.029											
	FL	34.611	<b>1:46.640</b>											
12	IP1	38.726	38.726											
	IP2	29.134	1:07.860											
	FL	34.427	<b>1:42.287</b>											
13	IP1	38.447	38.447											
	IP2	29.088	1:07.535											
	FL	34.402	<b>1:41.937</b>											
14	IP1	38.598	38.598											
	IP2	29.096	1:07.694											
	FL	34.376	<b>1:42.070</b>											
15	IP1	39.300	39.300											
	IP2	28.916	1:08.216											
	FL	34.627	<b>1:42.843</b>											
16	IP1	38.381	38.381											
	IP2	28.799	1:07.180											
	FL	<b>34.118</b>	<b>1:41.298</b>											
17	IP1	<b>38.126</b>	<b>38.126</b>											
	IP2	28.667	<b>1:06.793</b>											
	FL	35.035	<b>1:41.828</b>											
18	IP1	38.568	38.568											
	IP2	28.929	1:07.497											
	FL	34.301	<b>1:41.798</b>											





2  
b40

## MASTERS ENDURANCE LEGENDS

### Race 2

### ANALYSIS

Número		008		0		0		0		0		0		0	
Vta		Sector	Vuelta	Sector	Vuelta	Sector	Vuelta	Sector	Vuelta	Sector	Vuelta	Sector	Vuelta	Sector	Vuelta
19	IP1	38.434	38.434												
	IP2	28.955	1:07.389												
	FL	34.590	<b>1:41.979</b>												
20	IP1	38.345	38.345												
	IP2	<b>28.643</b>	1:06.988												
	FL	34.731	<b>1:41.719</b>												
21	IP1	39.030	39.030												
	IP2	29.229	1:08.259												
	FL	35.062	<b>1:43.321</b>												
22	IP1	38.690	38.690												
	IP2	29.417	1:08.107												
	FL	35.205	<b>1:43.312</b>												
23	IP1	39.204	39.204												
	IP2	30.003	1:09.207												
	FL	36.166	<b>1:45.373</b>												





b41

# MASTERS ENDURANCE LEGENDS

## Race 2

### 40 BEST LAPS

Dorsal	Piloto	Nat	Equipo	Maq.	Hora	Vuelta	Tiempo
31	Marco WERNER	GER	Nick PADMORE	Lotus LMP	16:17:02	5	1:40.359
31	Marco WERNER	GER	Nick PADMORE	Lotus LMP	16:15:22	4	1:40.671
31	Marco WERNER	GER	Nick PADMORE	Lotus LMP	16:23:46	9	1:40.702
31	Marco WERNER	GER	Nick PADMORE	Lotus LMP	16:22:05	8	1:41.035
31	Marco WERNER	GER	Nick PADMORE	Lotus LMP	16:25:27	10	1:41.070
31	Marco WERNER	GER	Nick PADMORE	Lotus LMP	16:20:24	7	1:41.107
31	Marco WERNER	GER	Nick PADMORE	Lotus LMP	16:11:60	2	1:41.261
31	Marco WERNER	GER	Nick PADMORE	Lotus LMP	16:18:43	6	1:41.294
008	Christophe D'ANSEMBOUR	BEL		Lola Aston	16:37:27	16	1:41.298
31	Marco WERNER	GER	Nick PADMORE	Lotus LMP	16:13:41	3	1:41.390
008	Christophe D'ANSEMBOUR	BEL		Lola Aston	16:44:15	20	1:41.719
31	Marco WERNER	GER	Nick PADMORE	Lotus LMP	16:28:53	12	1:41.732
008	Christophe D'ANSEMBOUR	BEL		Lola Aston	16:40:51	18	1:41.798
008	Christophe D'ANSEMBOUR	BEL		Lola Aston	16:39:09	17	1:41.828
008	Christophe D'ANSEMBOUR	BEL		Lola Aston	16:32:21	13	1:41.937
31	Marco WERNER	GER	Nick PADMORE	Lotus LMP	16:44:22	20	1:41.942
008	Christophe D'ANSEMBOUR	BEL		Lola Aston	16:42:33	19	1:41.979
31	Marco WERNER	GER	Nick PADMORE	Lotus LMP	16:49:29	23	1:42.057
008	Christophe D'ANSEMBOUR	BEL		Lola Aston	16:24:08	9	1:42.061
008	Christophe D'ANSEMBOUR	BEL		Lola Aston	16:34:03	14	1:42.070
31	Marco WERNER	GER	Nick PADMORE	Lotus LMP	16:46:04	21	1:42.122
008	Christophe D'ANSEMBOUR	BEL		Lola Aston	16:30:39	12	1:42.287
31	Marco WERNER	GER	Nick PADMORE	Lotus LMP	16:47:47	22	1:42.495
31	Marco WERNER	GER	Nick PADMORE	Lotus LMP	16:40:58	18	1:42.498
31	Marco WERNER	GER	Nick PADMORE	Lotus LMP	16:39:15	17	1:42.543
20	Keith FRIESER	CAN		Zytek 09s	16:25:54	10	1:42.578
31	Marco WERNER	GER	Nick PADMORE	Lotus LMP	16:37:32	16	1:42.587
31	Marco WERNER	GER	Nick PADMORE	Lotus LMP	16:42:40	19	1:42.676
20	Keith FRIESER	CAN		Zytek 09s	16:37:35	16	1:42.760
20	Keith FRIESER	CAN		Zytek 09s	16:24:11	9	1:42.775
008	Christophe D'ANSEMBOUR	BEL		Lola Aston	16:35:46	15	1:42.843
20	Keith FRIESER	CAN		Zytek 09s	16:39:18	17	1:42.844
008	Christophe D'ANSEMBOUR	BEL		Lola Aston	16:22:26	8	1:42.883
20	Keith FRIESER	CAN		Zytek 09s	16:20:46	7	1:42.915
008	Christophe D'ANSEMBOUR	BEL		Lola Aston	16:18:60	6	1:42.941
008	Christophe D'ANSEMBOUR	BEL		Lola Aston	16:20:43	7	1:42.981
20	Keith FRIESER	CAN		Zytek 09s	16:22:29	8	1:43.024
20	Keith FRIESER	CAN		Zytek 09s	16:47:54	22	1:43.034
20	Keith FRIESER	CAN		Zytek 09s	16:44:28	20	1:43.181
20	Keith FRIESER	CAN		Zytek 09s	16:27:37	11	1:43.234



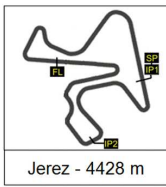


b42

# MASTERS ENDURANCE LEGENDS Race 2 TOP FIVE LAPS

Piloto	Nat	Equipo	Top Five Laps				
31 Marco WERNER	GER	Nick PADMORE	1:40.359	1:40.671	1:40.702	1:41.035	1:41.070
008 Christophe D'ANSEMBOU	BEL		1:41.298	1:41.719	1:41.798	1:41.828	1:41.937
20 Keith FRIESER	CAN		1:42.578	1:42.760	1:42.775	1:42.844	1:42.915
52 Ron MAYDON	GBR	Craig DAVIES	1:47.925	1:48.051	1:48.121	1:48.285	1:48.460
123 Robert BLAIN	USA		1:48.435	1:48.480	1:48.563	1:48.591	1:48.651
24 Mike FURNESS	GBR		1:49.494	1:49.994	1:50.110	1:50.565	1:50.577
8 Chris ATKINSON	GBR	James HAGAN	1:49.825	1:49.855	1:49.865	1:50.080	1:50.459
3 Jason WRIGHT	USA		1:50.842	1:51.204	1:51.260	1:51.367	1:51.476





b43

# MASTERS ENDURANCE LEGENDS

## Race 2

### 40 BEST MAXIMUM SPEEDS

Dorsal	Piloto	Nat	Equipo	Maq.	Hora	Vuelta	Vmax
008	Christophe D'ANSEMBOUR	BEL		Lola Aston	16:43:11	19	256,3
008	Christophe D'ANSEMBOUR	BEL		Lola Aston	16:41:29	18	255,5
008	Christophe D'ANSEMBOUR	BEL		Lola Aston	16:48:20	22	254,4
008	Christophe D'ANSEMBOUR	BEL		Lola Aston	16:46:37	21	254,1
008	Christophe D'ANSEMBOUR	BEL		Lola Aston	16:19:39	6	254,1
008	Christophe D'ANSEMBOUR	BEL		Lola Aston	16:33:00	13	253,8
008	Christophe D'ANSEMBOUR	BEL		Lola Aston	16:34:42	14	253,5
008	Christophe D'ANSEMBOUR	BEL		Lola Aston	16:36:24	15	253,5
008	Christophe D'ANSEMBOUR	BEL		Lola Aston	16:23:05	8	253,2
008	Christophe D'ANSEMBOUR	BEL		Lola Aston	16:38:05	16	253,0
008	Christophe D'ANSEMBOUR	BEL		Lola Aston	16:39:48	17	252,2
008	Christophe D'ANSEMBOUR	BEL		Lola Aston	16:31:18	12	251,9
008	Christophe D'ANSEMBOUR	BEL		Lola Aston	16:16:12	4	251,6
008	Christophe D'ANSEMBOUR	BEL		Lola Aston	16:44:54	20	251,5
008	Christophe D'ANSEMBOUR	BEL		Lola Aston	16:24:47	9	251,2
008	Christophe D'ANSEMBOUR	BEL		Lola Aston	16:29:36	11	251,2
008	Christophe D'ANSEMBOUR	BEL		Lola Aston	16:21:22	7	250,6
008	Christophe D'ANSEMBOUR	BEL		Lola Aston	16:27:53	10	250,2
008	Christophe D'ANSEMBOUR	BEL		Lola Aston	16:12:44	2	249,7
008	Christophe D'ANSEMBOUR	BEL		Lola Aston	16:14:28	3	249,5
008	Christophe D'ANSEMBOUR	BEL		Lola Aston	16:17:56	5	249,4
008	Christophe D'ANSEMBOUR	BEL		Lola Aston	16:10:59	1	247,6
008	Christophe D'ANSEMBOUR	BEL		Lola Aston	16:09:13	0	247,1
20	Keith FRIESER	CAN		Zytek 09s	16:43:24	19	244,8
20	Keith FRIESER	CAN		Zytek 09s	16:16:14	4	244,7
20	Keith FRIESER	CAN		Zytek 09s	16:19:42	6	244,3
20	Keith FRIESER	CAN		Zytek 09s	16:24:50	9	244,1
20	Keith FRIESER	CAN		Zytek 09s	16:38:14	16	244,1
20	Keith FRIESER	CAN		Zytek 09s	16:45:07	20	243,7
20	Keith FRIESER	CAN		Zytek 09s	16:36:31	15	243,4
20	Keith FRIESER	CAN		Zytek 09s	16:28:16	11	243,1
20	Keith FRIESER	CAN		Zytek 09s	16:23:08	8	243,0
20	Keith FRIESER	CAN		Zytek 09s	16:34:48	14	243,0
20	Keith FRIESER	CAN		Zytek 09s	16:14:30	3	242,9
20	Keith FRIESER	CAN		Zytek 09s	16:48:34	22	242,9
20	Keith FRIESER	CAN		Zytek 09s	16:21:25	7	242,5
20	Keith FRIESER	CAN		Zytek 09s	16:41:40	18	242,5
20	Keith FRIESER	CAN		Zytek 09s	16:46:50	21	242,4
20	Keith FRIESER	CAN		Zytek 09s	16:31:20	12	241,9
20	Keith FRIESER	CAN		Zytek 09s	16:17:58	5	241,2



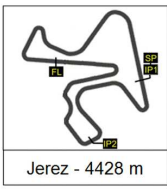


b44

# MASTERS ENDURANCE LEGENDS Race 2 TOP FIVE MAXIMUM SPEEDS

Piloto	Nat	Equipo	Top Five Vmax				
008 Christophe D'ANSEMOU	BEL		256,3	255,5	254,4	254,1	254,1
20 Keith FRIESER	CAN		244,8	244,7	244,3	244,1	244,1
123 Robert BLAIN	USA		236,0	235,7	235,0	234,8	234,7
8 Chris ATKINSON	GBR	James HAGAN	232,1	230,2	229,8	229,3	229,0
31 Marco WERNER	GER	Nick PADMORE	230,8	230,4	230,0	230,0	230,0
24 Mike FURNESS	GBR		229,9	229,5	229,4	229,3	229,0
3 Jason WRIGHT	USA		222,2	222,1	222,1	221,0	221,0
52 Ron MAYDON	GBR	Craig DAVIES	218,0	217,4	217,2	217,2	217,0





b45

# MASTERS ENDURANCE LEGENDS

## Race 2

### PLANNING

Vta	1	2	3	4	5	6	7	8	9	10	11	12	13	14	15	16
0	800	20	31	8	52	24	3	123								
1	31	800	20	52	8	24	123	3								
2	31	800	20	52	8	24	123	3								
3	31	800	20	52	8	24	123	3								
4	31	800	20	52	8	123	24	3								
5	31	800	20	52	8	123	24	3								
6	31	800	20	52	123	8	24	3								
7	31	800	20	52	123	8	24	3								
8	31	800	20	52	123	8	24	3								
9	31	800	20	52	123	24	8	3 <sup>-1</sup>								
10	31	20	52	123	24	800	8 <sup>-1</sup>	3 <sup>-1</sup>								
11	31	20	52	800 <sup>1</sup>	24 <sup>1</sup>	8 <sup>1</sup>	3	123								
12	31	20	800	52	24	8	123 <sup>-1</sup>	3 <sup>-1</sup>								
13	31	800	20	52	24	8 <sup>1</sup>	123 <sup>-1</sup>	3 <sup>-1</sup>								
14	800	31	20	52	24 <sup>1</sup>	8 <sup>1</sup>	123 <sup>-1</sup>	3 <sup>-1</sup>								
15	800	31	20	52	24 <sup>1</sup>	8 <sup>1</sup>	123 <sup>-1</sup>	3 <sup>-1</sup>								
16	800	31	20	52	24 <sup>1</sup>	8 <sup>1</sup>	123 <sup>-1</sup>	3 <sup>-1</sup>								
17	800	31	20	52 <sup>1</sup>	24 <sup>1</sup>	8 <sup>1</sup>	123 <sup>-1</sup>	3 <sup>-1</sup>								
18	800	31	20	52 <sup>1</sup>	24 <sup>1</sup>	8 <sup>1</sup>	123 <sup>-1</sup>	3 <sup>-1</sup>								
19	800	31	20	52 <sup>1</sup>	8 <sup>1</sup>	123 <sup>-1</sup>	3 <sup>-1</sup>									
20	800	31	20	52 <sup>1</sup>	8 <sup>1</sup>	123 <sup>-1</sup>	3 <sup>-1</sup>									
21	800	31	20	52 <sup>1</sup>	8 <sup>1</sup>	123 <sup>-1</sup>	3 <sup>-1</sup>									
22	800	31	20	52 <sup>1</sup>	8 <sup>1</sup>	123 <sup>-1</sup>	3 <sup>-1</sup>									
23	800	31	20	52 <sup>1</sup>	8 <sup>1</sup>	123 <sup>-1</sup>	3 <sup>-1</sup>									

