



SU CARBURETTORS MASTERS PRE-66 MINIS

Donington Park National Circuit

8th / 9th June 2019



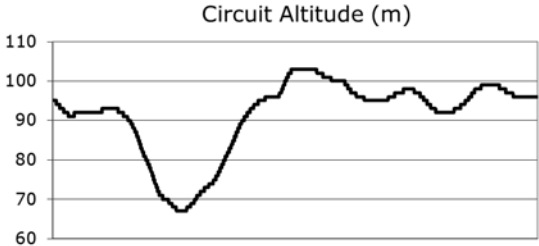
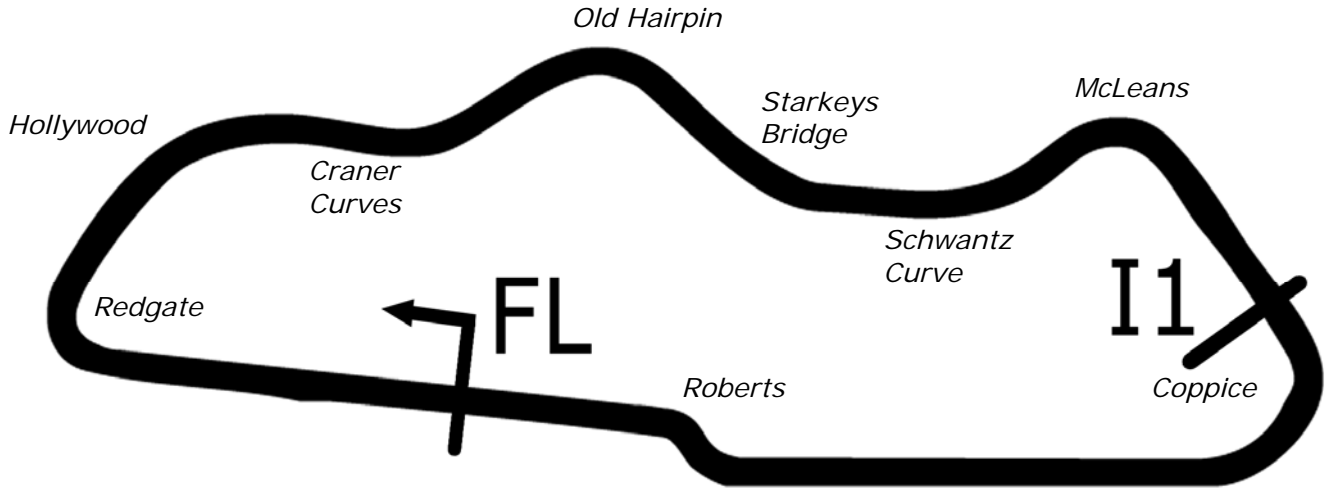
Results Provided by Timing Solutions Ltd
www.tsl-timing.com

Donington Park National



SPORTS TIMING

TIMING SOLUTIONS LTD



Length	1.9790 miles	3185.0 m	
FL		52.82971 N	1.37867 W
I1	2096m	52.82978 N	1.36508 W
Pit Entry	3100m	52.82951 N	1.37832 W
Pit Exit	229m after FL	52.82996 N	1.38205 W
Pit Entry–Pit Exit 256m, 15.3s @60kph, 11.5s @80kph			

All results available at www.tsl-timing.com

The SU Carburettors Masters Pre-66 Minis

QUALIFYING - RACE 10 - CLASSIFICATION

POS	NO	NAME	ENTRY	TIME	ON	LAPS	GAP	DIFF	MPH
1	155*	SMITH/KENDALL	Austin Mini Cooper S	1:26.099	15	20			82.74
2	46	CURLEY/SOLLIS	Austin Mini Cooper S	1:26.130	18	19	0.031	0.031	82.71
3	151	Elliot STAFFORD	Austin Mini Cooper S	1:26.228	19	19	0.129	0.098	82.62
4	20	Endaf OWENS	Austin Mini Cooper S	1:26.255	11	17	0.156	0.027	82.59
5	76*	SWIFT/MORGAN	Morris Mini Cooper S	1:26.531	11	18	0.432	0.276	82.33
6	44	Tom BELL	Austin Mini Cooper S	1:27.039	12	13	0.940	0.508	81.85
7	77	Mark BURNETT	Austin Mini Countryman	1:27.230	17	18	1.131	0.191	81.67
8	88	Nick PADDY	Austin Mini Cooper S	1:27.403	16	17	1.304	0.173	81.51
9	16*	CARLINO/LEWIS	Austin Mini Cooper S	1:27.429	11	14	1.330	0.026	81.49
10	71	Dan LEWIS	Austin Mini Cooper S	1:27.498	17	17	1.399	0.069	81.42
11	5	EKORNESS/SOLHEIM	Morris Mini Cooper S	1:27.737	18	19	1.638	0.239	81.20
12	21	Dave EDGEcombe	Austin Mini Cooper S	1:27.818	16	18	1.719	0.081	81.12
13	45	David OGDEN	Austin Mini Cooper S	1:27.907	18	19	1.808	0.089	81.04
14	25	B SIME/J SIME	Morris Mini Cooper S	1:27.957	10	19	1.858	0.050	81.00
15	100	Ollie STREEK	Austin Mini Cooper S	1:28.090	15	20	1.991	0.133	80.87
16	54	B NAIRN/C NAIRN	Morris Mini Cooper S	1:28.856	4	19	2.757	0.766	80.18
17	70	JONES/HARMER	Morris Mini Cooper S	1:29.218	16	18	3.119	0.362	79.85
18	99	Kevin O'CONNOR	Austin Mini Cooper S	1:29.407	15	19	3.308	0.189	79.68
19	177*	HARTOGS/NUTHALL	Austin Mini Cooper S	1:29.411	7	18	3.312	0.004	79.68
20	888	Daniel WHEELER	Austin Mini Cooper S	1:29.611	4	4	3.512	0.200	79.50
21	101	Stephen WOODROW	Morris Mini Cooper S	1:29.630	7	10	3.531	0.019	79.48
22	82*	H & R DEATH	Austin Mini Cooper S	1:29.658	4	11	3.559	0.028	79.46
23	215*	CHURCHILL/BALDWIN	Austin Mini Cooper S	1:29.672	5	7	3.573	0.014	79.45
24	171	Lawrence WARR	Morris Mini Cooper S	1:30.709	13	13	4.610	1.037	78.54
25	28	Raymond LOW	Morris Mini Cooper S	1:31.795	16	19	5.696	1.086	77.61
26	141	Rory LONGDON	Morris Mini Cooper S	1:32.129	19	19	6.030	0.334	77.33
27	24	HAGAN/MAWHINNEY	Morris Mini Cooper S	1:32.833	8	11	6.734	0.704	76.74
28	15	Jonathan KENT	Austin Mini Cooper S	1:38.079	2	5	11.980	5.246	72.64

* Cars 82 & 155 - Transponders not working

* Car 16 - Intermittant Transponder wiring fault.

No. 177, 215 - 1 Lap time disallowed; exceeding track limits.

No. 16, 82 - 2 Lap times disallowed; exceeding track limits.

No. 76, 155 - 3 Lap times disallowed; exceeding track limits.

Weather / Track : Cloudy / Dry

These results are provisional until the conclusion of any judicial and technical matters.

Donington Park National

Circuit Length = 1.9790 miles

Start: 14:12 Flag 14:42 End: 14:44

Clerk Of Course :	Steward :	Timekeeper :
-------------------	-----------	--------------

The SU Carburettors Masters Pre-66 Minis

QUALIFYING - RACE 10 - LAP ANALYSIS

DIFF = Difference To Personal Best Lap

P1 155 SMITH/KENDALL				
LAP	LAP TIME	DIFF	MPH	TIME OF DAY
1 -	1:37.208	11.109	73.29	14:14:59.302
2 -	1:36.905	10.806	73.52	14:16:36.207
3 -	1:28.216	2.117	80.76	14:18:04.423
4 -	1:27.917	1.818	81.03	14:19:32.340
5 -	1:28.047	1.948	80.91	14:21:00.387
6 -	1:27.585	1.486	81.34	14:22:27.972
7 -	1:27.553	1.454	81.37	14:23:55.525
8 -	1:27.762	1.663	81.18	14:25:23.287
9 -	1:27.011	0.912	81.88	14:26:50.298
10 -	1:38.397 D	12.298	72.40	14:28:28.695
11 -	2:40.699	1:14.600	44.33	14:31:09.394
12 -	1:27.335	1.236	81.57	14:32:36.729
13 -	1:26.204 D	0.102	82.65	14:34:02.930
14 -	1:27.000 D	0.901	81.89	14:35:29.930
15 -	1:26.099 (1)		82.74	14:36:56.029
16 -	1:26.492	0.393	82.37	14:38:22.521
17 -	1:26.206 (2)	0.107	82.64	14:39:48.727
18 -	1:29.641	3.542	79.47	14:41:18.368
19 -	1:26.896	0.797	81.99	14:42:45.264
20 -	1:26.446 (3)	0.347	82.41	14:44:11.710

P2 46 CURLEY/SOLLIS				
LAP	LAP TIME	DIFF	MPH	TIME OF DAY
1 -	1:36.326	10.196	73.96	14:14:55.423
2 -	1:31.481	5.351	77.88	14:16:26.904
3 -	1:33.404 P	7.274	76.27	14:18:00.308
4 -	4:06.591	2:40.461	28.89	14:22:06.899
5 -	1:29.523	3.393	79.58	14:23:36.422
6 -	1:29.397	3.267	79.69	14:25:05.819
7 -	1:27.458	1.328	81.46	14:26:33.277
8 -	1:28.732	2.602	80.29	14:28:02.009
9 -	1:27.749	1.619	81.19	14:29:29.758
10 -	1:26.609	0.479	82.26	14:30:56.367
11 -	1:28.136	2.006	80.83	14:32:24.503
12 -	1:26.693	0.563	82.18	14:33:51.196
13 -	1:27.793	1.663	81.15	14:35:18.989
14 -	1:26.959	0.829	81.93	14:36:45.948
15 -	1:26.945	0.815	81.94	14:38:12.893
16 -	1:26.298 (2)	0.168	82.55	14:39:39.191
17 -	1:26.490 (3)	0.360	82.37	14:41:05.681
18 -	1:26.130 (1)		82.71	14:42:31.811
19 -	1:26.883	0.753	82.00	14:43:58.694

P3 151 Elliot STAFFORD				
LAP	LAP TIME	DIFF	MPH	TIME OF DAY
1 -	1:53.952	27.724	62.52	14:15:30.515
2 -	1:30.862	4.634	78.41	14:17:01.377
3 -	1:31.344	5.116	77.99	14:18:32.721
4 -	1:29.348	3.120	79.74	14:20:02.069
5 -	1:28.308	2.080	80.67	14:21:30.377
6 -	1:27.668	1.440	81.26	14:22:58.045
7 -	1:27.714	1.486	81.22	14:24:25.759
8 -	1:27.288	1.060	81.62	14:25:53.047
9 -	1:27.179	0.951	81.72	14:27:20.226
10 -	1:27.595	1.367	81.33	14:28:47.821
11 -	1:26.843	0.615	82.04	14:30:14.664
12 -	1:33.762 P	7.534	75.98	14:31:48.426
13 -	3:07.373	1:41.145	38.02	14:34:55.799
14 -	1:27.776	1.548	81.16	14:36:23.575
15 -	1:26.415 (2)	0.187	82.44	14:37:49.990

DIFF = Difference To Personal Best Lap

16 -	1:26.449 (3)	0.221	82.41	14:39:16.439
17 -	1:26.624	0.396	82.24	14:40:43.063
18 -	1:26.519	0.291	82.34	14:42:09.582
19 -	1:26.228 (1)		82.62	14:43:35.810

P4 20 Endaf OWENS				
LAP	LAP TIME	DIFF	MPH	TIME OF DAY
1 -	1:38.618	12.363	72.24	14:15:18.441
2 -	1:32.704	6.449	76.85	14:16:51.145
3 -	1:30.502	4.247	78.72	14:18:21.647
4 -	1:28.403	2.148	80.59	14:19:50.050
5 -	1:29.953	3.698	79.20	14:21:20.003
6 -	1:28.430	2.175	80.56	14:22:48.433
7 -	1:27.485	1.230	81.43	14:24:15.918
8 -	1:27.572	1.317	81.35	14:25:43.490
9 -	1:27.109 (3)	0.854	81.78	14:27:10.599
10 -	1:27.009 (2)	0.754	81.88	14:28:37.608
11 -	1:26.255 (1)		82.59	14:30:03.863
12 -	1:36.558 P	10.303	73.78	14:31:40.421
13 -	3:25.561	1:59.306	34.65	14:35:05.982
14 -	1:37.188	10.933	73.30	14:36:43.170
15 -	1:31.386	5.131	77.96	14:38:14.556
16 -	1:28.686 P	2.431	80.33	14:39:43.242
17 -	3:29.720 P	2:03.465	33.97	14:43:12.962

P5 76 SWIFT/MORGAN				
LAP	LAP TIME	DIFF	MPH	TIME OF DAY
1 -	1:37.199	10.668	73.29	14:15:02.873
2 -	1:29.786	3.255	79.35	14:16:32.659
3 -	1:28.784	2.253	80.24	14:18:01.443
4 -	1:28.213	1.682	80.76	14:19:29.656
5 -	1:37.302 P	10.771	73.22	14:21:06.958
6 -	5:00.763	3:34.232	23.68	14:26:07.721
7 -	1:28.754	2.223	80.27	14:27:36.475
8 -	1:27.754 D	1.220	81.19	14:29:04.226
9 -	1:27.127	0.596	81.77	14:30:31.353
10 -	1:26.632 (3)	0.101	82.24	14:31:57.985
11 -	1:26.531 (1)		82.33	14:33:24.516
12 -	1:27.501	0.970	81.42	14:34:52.017
13 -	1:26.586 (2)	0.055	82.28	14:36:18.603
14 -	1:26.056 D		82.79	14:37:44.659
15 -	1:25.867 D		82.97	14:39:10.526
16 -	1:28.867	2.336	80.17	14:40:39.393
17 -	1:27.810	1.279	81.13	14:42:07.203
18 -	1:27.413	0.882	81.50	14:43:34.616

P6 44 Tom BELL				
LAP	LAP TIME	DIFF	MPH	TIME OF DAY
1 -	1:37.686	10.647	72.93	14:15:11.306
2 -	1:31.847	4.808	77.57	14:16:43.153
3 -	1:33.096 P	6.057	76.53	14:18:16.249
4 -	8:02.049	6:35.010	14.77	14:26:18.298
5 -	1:28.227	1.188	80.75	14:27:46.525
6 -	1:44.379 P	17.340	68.25	14:29:30.904
7 -	4:45.407	3:18.368	24.96	14:34:16.311
8 -	1:27.670	0.631	81.26	14:35:43.981
9 -	1:27.867	0.828	81.08	14:37:11.848
10 -	1:27.477 (3)	0.438	81.44	14:38:39.325
11 -	1:27.408 (2)	0.369	81.51	14:40:06.733
12 -	1:27.039 (1)		81.85	14:41:33.772
13 -	1:27.738	0.699	81.20	14:43:01.510

Weather / Track : Cloudy / Dry

Donington Park National
Circuit Length = 1.9790 miles
Start: 14:12 Flag 14:42 End: 14:44

The SU Carburetors Masters Pre-66 Minis

QUALIFYING - RACE 10 - LAP ANALYSIS

DIFF = Difference To Personal Best Lap

P7 77 Mark BURNETT				
LAP	LAP TIME	DIFF	MPH	TIME OF DAY
1 -	1:38.464	11.234	72.35	14:15:08.320
2 -	1:32.382	5.152	77.12	14:16:40.702
3 -	1:31.044	3.814	78.25	14:18:11.746
4 -	1:30.406	3.176	78.80	14:19:42.152
5 -	1:30.982	3.752	78.30	14:21:13.134
6 -	1:31.047	3.817	78.25	14:22:44.181
7 -	1:29.952	2.722	79.20	14:24:14.133
8 -	1:29.831	2.601	79.31	14:25:43.964
9 -	1:29.810	2.580	79.33	14:27:13.774
10 -	1:29.426	2.196	79.67	14:28:43.200
11 -	1:33.259 P	6.029	76.39	14:30:16.459
12 -	3:58.353	2:31.123	29.89	14:34:14.812
13 -	1:29.943	2.713	79.21	14:35:44.755
14 -	1:28.181	0.951	80.79	14:37:12.936
15 -	1:27.823 (3)	0.593	81.12	14:38:40.759
16 -	1:27.596 (2)	0.366	81.33	14:40:08.355
17 -	1:27.230 (1)		81.67	14:41:35.585
18 -	1:29.230	2.000	79.84	14:43:04.815

P8 88 Nick PADDY				
LAP	LAP TIME	DIFF	MPH	TIME OF DAY
1 -	1:42.356	14.953	69.60	14:15:05.479
2 -	1:33.163	5.760	76.47	14:16:38.642
3 -	1:30.077	2.674	79.09	14:18:08.719
4 -	1:29.755	2.352	79.37	14:19:38.474
5 -	1:33.652	6.249	76.07	14:21:12.126
6 -	1:32.447	5.044	77.06	14:22:44.573
7 -	1:31.106	3.703	78.20	14:24:15.679
8 -	1:41.248 P	13.845	70.36	14:25:56.927
9 -	6:35.838	5:08.435	17.99	14:32:32.765
10 -	1:29.604	2.201	79.51	14:34:02.369
11 -	1:28.915	1.512	80.12	14:35:31.284
12 -	1:28.761	1.358	80.26	14:37:00.045
13 -	1:28.004	0.601	80.95	14:38:28.049
14 -	1:28.238	0.835	80.74	14:39:56.287
15 -	1:27.435 (2)	0.032	81.48	14:41:23.722
16 -	1:27.403 (1)		81.51	14:42:51.125
17 -	1:27.925 (3)	0.522	81.03	14:44:19.050

P9 16 CARLINO/LEWIS				
LAP	LAP TIME	DIFF	MPH	TIME OF DAY
1 -	1:46.012	18.583	67.20	14:15:35.605
2 -	1:39.572	12.143	71.55	14:17:15.177
3 -	1:38.553	11.124	72.29	14:18:53.730
4 -	1:38.336	10.907	72.45	14:20:32.066
5 -	1:36.426	8.997	73.88	14:22:08.492
6 -	1:42.102 P	14.673	69.77	14:23:50.594
7 -	4:05.783	2:38.354	28.98	14:27:56.377
8 -	1:28.575 (3)	1.146	80.43	14:29:24.952
9 -	1:28.068 (2)	0.639	80.89	14:30:53.020
10 -	1:32.510	5.081	77.01	14:32:25.530
11 -	1:27.429 (1)		81.49	14:33:52.959
12 -	4:27.727 D	0.298	81.21	14:35:20.686
13 -	4:27.834 D	0.405	81.11	14:36:48.520
14 -	1:47.611 P	20.182	66.20	14:38:36.131

DIFF = Difference To Personal Best Lap

P10 71 Dan LEWIS				
LAP	LAP TIME	DIFF	MPH	TIME OF DAY
1 -	1:40.805	13.307	70.67	14:15:12.064
2 -	1:31.727	4.229	77.67	14:16:43.791
3 -	1:30.304	2.806	78.89	14:18:14.095
4 -	1:30.473	2.975	78.74	14:19:44.568
5 -	1:29.445	1.947	79.65	14:21:14.013
6 -	1:35.794 P	8.296	74.37	14:22:49.807
7 -	5:36.276	4:08.778	21.18	14:28:26.083
8 -	1:29.342	1.844	79.74	14:29:55.425
9 -	1:29.204	1.706	79.86	14:31:24.629
10 -	1:31.159	3.661	78.15	14:32:55.788
11 -	1:29.675	2.177	79.44	14:34:25.463
12 -	1:37.330 P	9.832	73.20	14:36:02.793
13 -	2:20.876	53.378	50.57	14:38:23.669
14 -	1:28.193	0.695	80.78	14:39:51.862
15 -	1:27.939 (3)	0.441	81.01	14:41:19.801
16 -	1:27.846 (2)	0.348	81.10	14:42:47.647
17 -	1:27.498 (1)		81.42	14:44:15.145

P11 5 EKORNESS/SOLHEIM				
LAP	LAP TIME	DIFF	MPH	TIME OF DAY
1 -	1:33.572	5.835	76.14	14:15:03.848
2 -	1:31.821	4.084	77.59	14:16:35.669
3 -	1:29.091	1.354	79.97	14:18:04.760
4 -	1:28.196	0.459	80.78	14:19:32.956
5 -	1:28.498	0.761	80.50	14:21:01.454
6 -	1:28.059 (2)	0.322	80.90	14:22:29.513
7 -	1:28.412	0.675	80.58	14:23:57.925
8 -	1:33.527 P	5.790	76.17	14:25:31.452
9 -	3:34.292	2:06.555	33.24	14:29:05.744
10 -	1:31.954	4.217	77.48	14:30:37.698
11 -	1:30.812	3.075	78.45	14:32:08.510
12 -	1:29.893	2.156	79.25	14:33:38.403
13 -	1:29.331	1.594	79.75	14:35:07.734
14 -	1:29.529	1.792	79.57	14:36:37.263
15 -	1:28.399	0.662	80.59	14:38:05.662
16 -	1:29.203	1.466	79.86	14:39:34.865
17 -	1:28.181 (3)	0.444	80.79	14:41:03.046
18 -	1:27.737 (1)		81.20	14:42:30.783
19 -	1:36.526 P	8.789	73.81	14:44:07.309

P12 21 Dave EDGEcombe				
LAP	LAP TIME	DIFF	MPH	TIME OF DAY
1 -	1:37.287	9.469	73.23	14:15:11.468
2 -	1:31.999	4.181	77.44	14:16:43.467
3 -	1:29.883	2.065	79.26	14:18:13.350
4 -	1:37.323 P	9.505	73.20	14:19:50.673
5 -	3:28.171	2:00.353	34.22	14:23:18.844
6 -	1:30.571	2.753	78.66	14:24:49.415
7 -	1:29.855	2.037	79.29	14:26:19.270
8 -	1:28.570	0.752	80.44	14:27:47.840
9 -	1:28.401 (3)	0.583	80.59	14:29:16.241
10 -	1:35.045	7.227	74.96	14:30:51.286
11 -	1:30.705	2.887	78.54	14:32:21.991
12 -	1:28.176 (2)	0.358	80.80	14:33:50.167
13 -	1:29.420	1.602	79.67	14:35:19.587
14 -	1:35.447	7.629	74.64	14:36:55.034
15 -	1:54.471	26.653	62.23	14:38:49.505
16 -	1:27.818 (1)		81.12	14:40:17.323
17 -	1:28.850	1.032	80.18	14:41:46.173
18 -	1:28.700	0.882	80.32	14:43:14.873

Donington Park National
 Circuit Length = 1.9790 miles
 Start: 14:12 Flag 14:42 End: 14:44

Weather / Track : Cloudy / Dry

The SU Carburetors Masters Pre-66 Minis

QUALIFYING - RACE 10 - LAP ANALYSIS

DIFF = Difference To Personal Best Lap

P13 45 David OGDEN				
LAP	LAP TIME	DIFF	MPH	TIME OF DAY
1 -	1:44.701	16.794	68.04	14:15:16.672
2 -	1:35.240	7.333	74.80	14:16:51.912
3 -	1:32.362	4.455	77.13	14:18:24.274
4 -	1:33.782	5.875	75.97	14:19:58.056
5 -	1:31.370	3.463	77.97	14:21:29.426
6 -	1:31.479	3.572	77.88	14:23:00.905
7 -	1:31.210	3.303	78.11	14:24:32.115
8 -	1:29.856	1.949	79.28	14:26:01.971
9 -	1:28.999	1.092	80.05	14:27:30.970
10 -	1:30.902	2.995	78.37	14:29:01.872
11 -	1:29.338	1.431	79.74	14:30:31.210
12 -	1:29.196	1.289	79.87	14:32:00.406
13 -	1:28.826	0.919	80.20	14:33:29.232
14 -	1:28.695	0.788	80.32	14:34:57.927
15 -	1:28.289	0.382	80.69	14:36:26.216
16 -	1:28.264 (3)	0.357	80.71	14:37:54.480
17 -	1:28.244 (2)	0.337	80.73	14:39:22.724
18 -	1:27.907 (1)		81.04	14:40:50.631
19 -	1:39.291 P	11.384	71.75	14:42:29.922

P14 25 B SIME/J SIME				
LAP	LAP TIME	DIFF	MPH	TIME OF DAY
1 -	1:37.374	9.417	73.16	14:15:02.583
2 -	1:33.472	5.515	76.22	14:16:36.055
3 -	1:31.002	3.045	78.29	14:18:07.057
4 -	1:30.003	2.046	79.16	14:19:37.060
5 -	1:30.076	2.119	79.09	14:21:07.136
6 -	1:29.414	1.457	79.68	14:22:36.550
7 -	1:29.342	1.385	79.74	14:24:05.892
8 -	1:28.749 (3)	0.792	80.27	14:25:34.641
9 -	1:28.398 (2)	0.441	80.59	14:27:03.039
10 -	1:27.957 (1)		81.00	14:28:30.996
11 -	1:34.393 P	6.436	75.47	14:30:05.389
12 -	2:51.516	1:23.559	41.53	14:32:56.905
13 -	1:31.466	3.509	77.89	14:34:28.371
14 -	1:31.768	3.811	77.63	14:36:00.139
15 -	1:31.824	3.867	77.59	14:37:31.963
16 -	1:31.059	3.102	78.24	14:39:03.022
17 -	1:30.502	2.545	78.72	14:40:33.524
18 -	1:30.876	2.919	78.39	14:42:04.400
19 -	1:32.978	5.021	76.62	14:43:37.378

P15 100 Ollie STREEK				
LAP	LAP TIME	DIFF	MPH	TIME OF DAY
1 -	1:41.016	12.926	70.52	14:15:11.138
2 -	1:34.307	6.217	75.54	14:16:45.445
3 -	1:32.462	4.372	77.05	14:18:17.907
4 -	1:31.166	3.076	78.15	14:19:49.073
5 -	1:32.131	4.041	77.33	14:21:21.204
6 -	1:30.163	2.073	79.01	14:22:51.367
7 -	1:30.316	2.226	78.88	14:24:21.683
8 -	1:31.344	3.254	77.99	14:25:53.027
9 -	1:29.434	1.344	79.66	14:27:22.461
10 -	1:29.337	1.247	79.75	14:28:51.798
11 -	1:29.680	1.590	79.44	14:30:21.478
12 -	1:28.936	0.846	80.10	14:31:50.414
13 -	1:32.042	3.952	77.40	14:33:22.456
14 -	1:30.403	2.313	78.80	14:34:52.859
15 -	1:28.090 (1)		80.87	14:36:20.949

DIFF = Difference To Personal Best Lap

16 -	1:28.502 (3)	0.412	80.50	14:37:49.451
17 -	1:28.742	0.652	80.28	14:39:18.193
18 -	1:28.673	0.583	80.34	14:40:46.866
19 -	1:28.759	0.669	80.26	14:42:15.625
20 -	1:28.439 (2)	0.349	80.55	14:43:44.064

P16 54 B NAIRN/C NAIRN				
LAP	LAP TIME	DIFF	MPH	TIME OF DAY
1 -	1:39.786	10.930	71.39	14:15:31.521
2 -	1:30.181	1.325	79.00	14:17:01.702
3 -	1:32.051	3.195	77.39	14:18:33.753
4 -	1:28.856 (1)		80.18	14:20:02.609
5 -	1:29.438	0.582	79.66	14:21:32.047
6 -	1:29.135 (2)	0.279	79.93	14:23:01.182
7 -	1:29.955	1.099	79.20	14:24:31.137
8 -	1:30.087	1.231	79.08	14:26:01.224
9 -	1:29.254 (3)	0.398	79.82	14:27:30.478
10 -	1:36.184 P	7.328	74.07	14:29:06.662
11 -	2:37.270	1:08.414	45.30	14:31:43.932
12 -	1:38.067	9.211	72.65	14:33:21.999
13 -	1:35.803	6.947	74.36	14:34:57.802
14 -	1:35.560	6.704	74.55	14:36:33.362
15 -	1:34.476	5.620	75.41	14:38:07.838
16 -	1:33.265	4.409	76.39	14:39:41.103
17 -	1:33.315	4.459	76.35	14:41:14.418
18 -	1:33.833	4.977	75.92	14:42:48.251
19 -	1:32.157	3.301	77.30	14:44:20.408

P17 70 JONES/HARMER				
LAP	LAP TIME	DIFF	MPH	TIME OF DAY
1 -	1:49.043	19.825	65.33	14:15:18.618
2 -	1:38.828	9.610	72.09	14:16:57.446
3 -	1:39.989	10.771	71.25	14:18:37.435
4 -	1:37.559 P	8.341	73.02	14:20:14.994
5 -	3:09.990	1:40.772	37.50	14:23:24.984
6 -	1:32.891	3.673	76.69	14:24:57.875
7 -	1:31.702	2.484	77.69	14:26:29.577
8 -	1:32.635	3.417	76.91	14:28:02.212
9 -	1:32.840	3.622	76.74	14:29:35.052
10 -	1:31.417	2.199	77.93	14:31:06.469
11 -	1:30.095	0.877	79.07	14:32:36.564
12 -	1:30.030	0.812	79.13	14:34:06.594
13 -	1:29.735 (3)	0.517	79.39	14:35:36.329
14 -	1:29.939	0.721	79.21	14:37:06.268
15 -	1:29.979	0.761	79.18	14:38:36.247
16 -	1:29.218 (1)		79.85	14:40:05.465
17 -	1:29.243 (2)	0.025	79.83	14:41:34.708
18 -	1:31.007	1.789	78.28	14:43:05.715

P18 99 Kevin O'CONNOR				
LAP	LAP TIME	DIFF	MPH	TIME OF DAY
1 -	1:41.435	12.028	70.23	14:15:22.783
2 -	1:35.568	6.161	74.55	14:16:58.351
3 -	1:37.324	7.917	73.20	14:18:35.675
4 -	1:33.318	3.911	76.34	14:20:08.993
5 -	1:32.443	3.036	77.07	14:21:41.436
6 -	1:32.722	3.315	76.83	14:23:14.158
7 -	1:32.811	3.404	76.76	14:24:46.969
8 -	1:32.662	3.255	76.88	14:26:19.631
9 -	1:30.948	1.541	78.33	14:27:50.579
10 -	1:30.904	1.497	78.37	14:29:21.483
11 -	1:30.763	1.356	78.49	14:30:52.246

Weather / Track : Cloudy / Dry

Donington Park National
Circuit Length = 1.9790 miles
Start: 14:12 Flag 14:42 End: 14:44

The SU Carburetors Masters Pre-66 Minis

QUALIFYING - RACE 10 - LAP ANALYSIS

DIFF = Difference To Personal Best Lap

12 -	1:30.566	1.159	78.66	14:32:22.812
13 -	1:29.712 (3)	0.305	79.41	14:33:52.524
14 -	1:29.856	0.449	79.28	14:35:22.380
15 -	1:29.407 (1)		79.68	14:36:51.787
16 -	1:30.317	0.910	78.88	14:38:22.104
17 -	1:37.138	7.731	73.34	14:39:59.242
18 -	1:29.685 (2)	0.278	79.44	14:41:28.927
19 -	1:47.692 P	18.285	66.15	14:43:16.619

P19 177 HARTOGS/NUTHALL

LAP	LAP TIME	DIFF	MPH	TIME OF DAY
1 -	1:42.596	13.185	69.44	14:15:03.775
2 -	1:33.428	4.017	76.25	14:16:37.203
3 -	1:30.686	1.275	78.56	14:18:07.889
4 -	1:31.085	1.674	78.21	14:19:38.974
5 -	1:30.511 (3)	1.100	78.71	14:21:09.485
6 -	1:29.867 (2)	0.456	79.27	14:22:39.352
7 -	1:29.411 (1)		79.68	14:24:08.763
8 -	1:36.089 P	6.678	74.14	14:25:44.852
9 -	3:18.904	1:49.493	35.81	14:29:03.756
10 -	1:35.474	6.063	74.62	14:30:39.230
11 -	1:35.088	5.677	74.92	14:32:14.318
12 -	1:34.107	4.696	75.70	14:33:48.425
13 -	1:34.021	4.610	75.77	14:35:22.446
14 -	1:33.300	3.889	76.36	14:36:55.746
15 -	4:33.732 D	4.321	76.01	14:38:29.478
16 -	1:32.458	3.047	77.05	14:40:01.936
17 -	1:32.006	2.595	77.43	14:41:33.942
18 -	1:33.452	4.041	76.23	14:43:07.394

P20 888 Daniel WHEELER

LAP	LAP TIME	DIFF	MPH	TIME OF DAY
1 -	1:43.802	14.191	68.63	14:15:19.074
2 -	1:34.213 (3)	4.602	75.62	14:16:53.287
3 -	1:31.163 (2)	1.552	78.15	14:18:24.450
4 -	1:29.611 (1)		79.50	14:19:54.061

P21 101 Stephen WOODROW

LAP	LAP TIME	DIFF	MPH	TIME OF DAY
1 -	1:43.259	13.629	68.99	14:15:19.443
2 -	1:34.420	4.790	75.45	14:16:53.863
3 -	1:31.131	1.501	78.18	14:18:24.994
4 -	1:30.780 (3)	1.150	78.48	14:19:55.774
5 -	1:30.891	1.261	78.38	14:21:26.665
6 -	1:30.803	1.173	78.46	14:22:57.468
7 -	1:29.630 (1)		79.48	14:24:27.098
8 -	1:30.192 (2)	0.562	78.99	14:25:57.290
9 -	1:37.102 P	7.472	73.37	14:27:34.392
10 -	2:21.880	52.250	50.21	14:29:56.272

P22 82 H & R DEATH

LAP	LAP TIME	DIFF	MPH	TIME OF DAY
1 -	1:34.757	5.099	75.18	14:14:56.289
2 -	1:30.869 (2)	1.211	78.40	14:16:27.158
3 -	1:31.388 (3)	1.730	77.96	14:17:58.546
4 -	1:29.658 (1)		79.46	14:19:28.204
5 -	4:29.744 D	0.053	79.41	14:20:57.915
6 -	4:29.464 D		79.90	14:22:27.079
7 -	1:46.115 P	16.457	67.14	14:24:13.194
8 -	3:48.279	2:18.621	31.21	14:28:01.474
9 -	1:33.949	4.291	75.83	14:29:35.423

DIFF = Difference To Personal Best Lap

10 -	1:32.270	2.612	77.21	14:31:07.693
11 -	1:38.816	9.158	72.10	14:32:46.509

P23 215 CHURCHILL/BALDWIN

LAP	LAP TIME	DIFF	MPH	TIME OF DAY
1 -	1:37.191	7.519	73.30	14:15:12.417
2 -	1:33.310 (3)	3.638	76.35	14:16:45.727
3 -	1:29.989 (2)	0.317	79.17	14:18:15.716
4 -	4:29.754 D	0.082	79.37	14:19:45.470
5 -	1:29.672 (1)		79.45	14:21:15.142
6 -	1:38.449 P	8.777	72.36	14:22:53.591
7 -	5:32.873 P	4:03.201	21.40	14:28:26.464

P24 171 Lawrence WARR

LAP	LAP TIME	DIFF	MPH	TIME OF DAY
1 -	1:45.388	14.679	67.60	14:15:10.470
2 -	1:37.033	6.324	73.42	14:16:47.503
3 -	1:34.169	3.460	75.65	14:18:21.672
4 -	1:33.443	2.734	76.24	14:19:55.115
5 -	1:45.252	14.543	67.69	14:21:40.367
6 -	1:33.178	2.469	76.46	14:23:13.545
7 -	1:35.048	4.339	74.95	14:24:48.593
8 -	1:33.141	2.432	76.49	14:26:21.734
9 -	1:31.491 (3)	0.782	77.87	14:27:53.225
10 -	1:31.564	0.855	77.81	14:29:24.789
11 -	1:31.260 (2)	0.551	78.06	14:30:56.049
12 -	1:31.520	0.811	77.84	14:32:27.569
13 -	1:30.709 (1)		78.54	14:33:58.278

P25 28 Raymond LOW

LAP	LAP TIME	DIFF	MPH	TIME OF DAY
1 -	1:48.255	16.460	65.81	14:15:22.236
2 -	1:39.319	7.524	71.73	14:17:01.555
3 -	1:37.588	5.793	73.00	14:18:39.143
4 -	1:36.766	4.971	73.62	14:20:15.909
5 -	1:35.299	3.504	74.76	14:21:51.208
6 -	1:34.847	3.052	75.11	14:23:26.055
7 -	1:34.494	2.699	75.39	14:25:00.549
8 -	1:34.707	2.912	75.22	14:26:35.256
9 -	1:32.814	1.019	76.76	14:28:08.070
10 -	1:33.716	1.921	76.02	14:29:41.786
11 -	1:34.457	2.662	75.42	14:31:16.243
12 -	1:33.544	1.749	76.16	14:32:49.787
13 -	1:32.881	1.086	76.70	14:34:22.668
14 -	1:32.702	0.907	76.85	14:35:55.370
15 -	1:32.390	0.595	77.11	14:37:27.760
16 -	1:31.795 (1)		77.61	14:38:59.555
17 -	1:32.069 (3)	0.274	77.38	14:40:31.624
18 -	1:31.939 (2)	0.144	77.49	14:42:03.563
19 -	1:37.789	5.994	72.85	14:43:41.352

P26 141 Rory LONGDON

LAP	LAP TIME	DIFF	MPH	TIME OF DAY
1 -	1:48.875	16.746	65.43	14:15:17.414
2 -	1:38.841	6.712	72.08	14:16:56.255
3 -	1:38.227	6.098	72.53	14:18:34.482
4 -	1:35.571	3.442	74.54	14:20:10.053
5 -	1:34.694	2.565	75.23	14:21:44.747
6 -	1:35.825	3.696	74.35	14:23:20.572
7 -	1:34.998	2.869	74.99	14:24:55.570
8 -	1:35.868	3.739	74.31	14:26:31.438

Donington Park National
Circuit Length = 1.9790 miles
Start: 14:12 Flag 14:42 End: 14:44

Weather / Track : Cloudy / Dry

The SU Carburetors Masters Pre-66 Minis

QUALIFYING - RACE 10 - LAP ANALYSIS

DIFF = Difference To Personal Best Lap

9 -	1:35.211	3.082	74.83	14:28:06.649
10 -	1:34.163	2.034	75.66	14:29:40.812
11 -	1:36.371	4.242	73.92	14:31:17.183
12 -	1:35.326	3.197	74.73	14:32:52.509
13 -	1:34.267	2.138	75.57	14:34:26.776
14 -	1:32.568	0.439	76.96	14:35:59.344
15 -	1:32.998	0.869	76.61	14:37:32.342
16 -	1:32.369 (3)	0.240	77.13	14:39:04.711
17 -	1:32.304 (2)	0.175	77.18	14:40:37.015
18 -	1:32.502	0.373	77.02	14:42:09.517
19 -	1:32.129 (1)		77.33	14:43:41.646

P27 24 HAGAN/MAWHINNEY				
LAP	LAP TIME	DIFF	MPH	TIME OF DAY
1 -	1:42.220	9.387	69.69	14:15:20.723
2 -	1:38.738	5.905	72.15	14:16:59.461
3 -	1:37.403	4.570	73.14	14:18:36.864
4 -	1:33.482 (3)	0.649	76.21	14:20:10.346
5 -	1:33.963	1.130	75.82	14:21:44.309
6 -	1:37.261	4.428	73.25	14:23:21.570
7 -	1:33.458 (2)	0.625	76.23	14:24:55.028
8 -	1:32.833 (1)		76.74	14:26:27.861
9 -	1:36.375	3.542	73.92	14:28:04.236
10 -	1:33.734	0.901	76.00	14:29:37.970
11 -	1:57.658 P	24.825	60.55	14:31:35.628

P28 15 Jonathan KENT				
LAP	LAP TIME	DIFF	MPH	TIME OF DAY
1 -	1:46.762 (2)	8.683	66.73	14:15:11.235
2 -	1:38.079 (1)		72.64	14:16:49.314
3 -	2:09.086 P	31.007	55.19	14:18:58.400
4 -	4:23.765	2:45.686	27.01	14:23:22.165
5 -	2:05.368 P	27.289	56.82	14:25:27.533

The SU Carburettors Masters Pre-66 Minis

QUALIFYING - RACE 10 - STATISTICS

Competitors Started 28
Planned Start 2019-06-08 @ 14:15:00.000
Actual Start 2019-06-08 @ 14:12:55.021
Finish Time 2019-06-08 @ 14:42:56.793
Track Length 1.9790mi.
Total Laps 440
Total Distance Covered 870.7895mi.

Session Fastest Lap History

NO	NAME	LAP TIME	TIME OF DAY	LAP	VEHICLE
46	CURLEY/SOLLIS	1:36.326	14:14:55.421	1	Austin Mini Cooper S
82	H & R DEATH	1:34.757	14:14:56.289	1	Austin Mini Cooper S
5	EKORNESS/SOLHEIM	1:33.572	14:15:03.848	1	Morris Mini Cooper S
46	CURLEY/SOLLIS	1:31.481	14:16:26.902	2	Austin Mini Cooper S
82	H & R DEATH	1:30.869	14:16:27.158	2	Austin Mini Cooper S
76	SWIFT/MORGAN	1:29.786	14:16:32.661	2	Morris Mini Cooper S
76	SWIFT/MORGAN	1:28.784	14:18:01.446	3	Morris Mini Cooper S
155	SMITH/KENDALL	1:28.216	14:18:04.423	3	Austin Mini Cooper S
76	SWIFT/MORGAN	1:28.213	14:19:29.659	4	Morris Mini Cooper S
155	SMITH/KENDALL	1:27.917	14:19:32.340	4	Austin Mini Cooper S
155	SMITH/KENDALL	1:27.585	14:22:27.972	6	Austin Mini Cooper S
155	SMITH/KENDALL	1:27.553	14:23:55.525	7	Austin Mini Cooper S
20	Endaf OWENS	1:27.485	14:24:15.915	7	Austin Mini Cooper S
151	Elliot STAFFORD	1:27.288	14:25:53.047	8	Austin Mini Cooper S
155	SMITH/KENDALL	1:27.011	14:26:50.298	9	Austin Mini Cooper S
20	Endaf OWENS	1:27.009	14:28:37.605	10	Austin Mini Cooper S
20	Endaf OWENS	1:26.255	14:30:03.859	11	Austin Mini Cooper S
155	SMITH/KENDALL	1:26.099	14:36:56.029	15	Austin Mini Cooper S

Flag History

TYPE	TIME OF DAY
GREEN	14:12:55.021
FINISH	14:42:56.793

Flag Statistics

TYPE	COUNT	TOTAL LAPS	TOTAL TIME
Green	1	20	31:54.203
Red	0	0	0.000
Safety Car	0	0	0.000
FCY	0	0	0.000

Weather / Track : Cloudy / Dry


These results are provisional until the conclusion of any judicial and technical matters.

Donington Park National
 Circuit Length = 1.9790 miles
 Start: 14:12 Flag 14:42 End: 14:44

Clerk Of Course :	Timekeeper :
-------------------	--------------

The SU Carburettors Masters Pre-66 Minis

RACE 10 - GRID (60 minutes)

ROW 14	27	1:32.833	24 HAGAN/MAWHINNEY	28	1:38.079	15 Jonathan KENT
ROW 13	25	1:31.795	28 Raymond LOW	26	1:32.129	141 Rory LONGDON
ROW 12	23	1:29.672	215 CHURCHILL/BALDWIN	24	1:30.709	171 Lawrence WARR
ROW 11	21	1:29.630	101 Stephen WOODROW	22	1:29.658	82 H & R DEATH
ROW 10	19	1:29.411	177 HARTOGS/NUTHALL	20	1:29.611	888 Daniel WHEELER
ROW 9	17	1:29.218	70 JONES/HARMER	18	1:29.407	99 Kevin O'CONNOR
ROW 8	15	1:28.090	100 Ollie STREEK	16	1:28.856	54 B NAIRN/C NAIRN
ROW 7	13	1:27.907	45 David OGDEN	14	1:27.957	25 B SIME/J SIME
ROW 6	11	1:27.737	5 EKORNESS/SOLHEIM	12	1:27.818	21 Dave EDGECOMBE
ROW 5	9	1:27.429	16 CARLINO/LEWIS	10	1:27.498	71 Dan LEWIS
ROW 4	7	1:27.230	77 Mark BURNETT	8	1:27.403	88 Nick PADDY
ROW 3	5	1:26.531	76 SWIFT/MORGAN	6	1:27.039	44 Tom BELL
ROW 2	3	1:26.228	151 Elliot STAFFORD	4	1:26.255	20 Endaf OWENS
ROW 1	1	1:26.099	155 SMITH/KENDALL	2	1:26.130	46 CURLEY/SOLLIS
Pole						
						

Donington Park National
Circuit Length = 1.9790 miles

These results are provisional until the conclusion of any judicial and technical matters.

Clerk Of Course :	Steward :	Timekeeper :

The SU Carburettors Masters Pre-66 Minis

RACE 10 - CLASSIFICATION

POS	NO	NAME	ENTRY	LAPS	TIME	GAP	DIFF	MPH	BEST	ON
1	20	Endaf OWENS	Austin Mini Cooper S	41	1:00:41.630			80.17	1:25.878	15
2	151	Elliot STAFFORD	Austin Mini Cooper S	41	1:01:35.943	54.313	54.313	78.99	1:26.301	4
3	88	Nick PADDY	Austin Mini Cooper S	41	1:01:38.530	56.900	2.587	78.94	1:26.994	13
4	77*	Mark BURNETT	Austin Mini Countryman	41	1:01:47.288	1:05.658	8.758	78.75	1:27.038	15
5	101*	Stephen WOODROW	Morris Mini Cooper S	41	1:01:53.838	1:12.208	6.550	78.61	1:26.889	41
6	25	B SIME/J SIME	Morris Mini Cooper S	41	1:02:04.768	1:23.138	10.930	78.38	1:26.750	7
7	5	EKORNESS/SOLHEIM	Morris Mini Cooper S	40	1:00:44.228	1 Lap	1 Lap	78.16	1:26.341	7
8	100*	Ollie STREEK	Austin Mini Cooper S	40	1:00:53.358	1 Lap	9.130	77.96	1:28.093	28
9	82	H & R DEATH	Austin Mini Cooper S	40	1:00:54.534	1 Lap	1.176	77.94	1:27.565	30
10	215	CHURCHILL/BALDWIN	Austin Mini Cooper S	40	1:01:09.796	1 Lap	15.262	77.61	1:28.076	13
11	171	Lawrence WARR	Morris Mini Cooper S	40	1:01:41.261	1 Lap	31.465	76.96	1:29.517	15
12	70	JONES/HARMER	Morris Mini Cooper S	40	1:01:53.127	1 Lap	11.866	76.71	1:28.155	39
13	141	Rory LONGDON	Morris Mini Cooper S	39	1:00:49.834	2 Laps	1 Lap	76.09	1:29.593	32
14	15	Jonathan KENT	Austin Mini Cooper S	39	1:00:54.573	2 Laps	4.739	75.99	1:30.269	9
15	54	B NAIRN/C NAIRN	Morris Mini Cooper S	39	1:00:57.903	2 Laps	3.330	75.92	1:27.708	13
16	28	Raymond LOW	Morris Mini Cooper S	39	1:01:54.180	2 Laps	56.277	74.77	1:30.734	26
17	177*	HARTOGS/NUTHALL	Austin Mini Cooper S	37	1:01:23.481	4 Laps	2 Laps	71.52	1:26.676	15
18	888	Daniel WHEELER	Austin Mini Cooper S	32	48:52.178	9 Laps	5 Laps	77.70	1:27.276	13

NOT CLASSIFIED

NC	46*	CURLEY/SOLLIS	Austin Mini Cooper S	29	43:27.449	12 Laps	3 Laps	79.18	1:25.913	12
NC	21	Dave EDGECOMBE	Austin Mini Cooper S	22	33:48.655	19 Laps	7 Laps	77.19	1:26.752	5
NC	45	David OGDEN	Austin Mini Cooper S	21	31:21.912	20 Laps	1 Lap	79.43	1:27.267	13
NC	24	HAGAN/MAWHINNEY	Morris Mini Cooper S	21	33:47.716	20 Laps	2:25.804	73.71	1:28.464	13
NC	155	SMITH/KENDALL	Austin Mini Cooper S	13	18:44.903	28 Laps	8 Laps	82.21	1:25.925	11
NC	44	Tom BELL	Austin Mini Cooper S	8	11:49.375	33 Laps	5 Laps	80.15	1:26.433	6
NC	99	Kevin O'CONNOR	Austin Mini Cooper S	8	12:03.774	33 Laps	14.399	78.56	1:28.969	6
NC	16	CARLINO/LEWIS	Austin Mini Cooper S	7	11:07.933	34 Laps	1 Lap	74.46	1:33.345	7
NC	76	SWIFT/MORGAN	Morris Mini Cooper S	2	2:57.151	39 Laps	5 Laps	79.66	1:26.136	2
NC	71	Dan LEWIS	Austin Mini Cooper S	2	3:11.228	39 Laps	14.077	73.80	1:33.985	1

FASTEST LAP

20	Endaf OWENS	Austin Mini Cooper S	15	1:25.878	82.96 mph	133.51 kph
----	-------------	----------------------	----	----------	-----------	------------

* Car 46, 100 & 101 - 5 second penalty - exceeding track limits

* Cars 77 & 177 - 5 second penalty - speeding in pit lane

* Car 101 - 10 second penalty - exceeding track limits

Weather / Track : Cloudy / Dry

These results are provisional until the conclusion of any judicial and technical matters.

Donington Park National
Circuit Length = 1.9790 miles
Start: 15:25 Flag 16:25 End: 16:27

Clerk Of Course :	Steward :	Timekeeper :
-------------------	-----------	--------------

The SU Carburetors Masters Pre-66 Minis

RACE 10 - LAP ANALYSIS

DIFF = Difference To Personal Best Lap

P1 20 Endaf OWENS				
LAP	LAP TIME	DIFF	MPH	TIME OF DAY
1 -	1:29.535	3.657	79.57	15:26:37.585
2 -	1:26.113	0.235	82.73	15:28:03.698
3 -	1:25.968 (3)	0.090	82.87	15:29:29.666
4 -	1:26.101	0.223	82.74	15:30:55.767
5 -	1:26.113	0.235	82.73	15:32:21.880
6 -	1:26.655	0.777	82.21	15:33:48.535
7 -	1:26.152	0.274	82.69	15:35:14.687
8 -	1:26.446	0.568	82.41	15:36:41.133
9 -	1:26.180	0.302	82.67	15:38:07.313
10 -	1:26.141	0.263	82.70	15:39:33.454
11 -	1:26.036	0.158	82.81	15:40:59.490
12 -	1:26.272	0.394	82.58	15:42:25.762
13 -	1:25.938 (2)	0.060	82.90	15:43:51.700
14 -	1:26.369	0.491	82.49	15:45:18.069
15 -	1:25.878 (1)		82.96	15:46:43.947
16 -	1:25.977	0.099	82.86	15:48:09.924
17 -	1:27.057	1.179	81.83	15:49:36.981
18 -	1:26.556	0.678	82.31	15:51:03.537
19 -	1:26.744	0.866	82.13	15:52:30.281
20 -	1:28.704 P	2.826	80.31	15:53:58.985
21 -	2:42.785	1:16.907	43.76	15:56:41.770
22 -	1:26.282	0.404	82.57	15:58:08.052
23 -	1:26.197	0.319	82.65	15:59:34.249
24 -	1:26.486	0.608	82.37	16:01:00.735
25 -	1:26.513	0.635	82.35	16:02:27.248
26 -	1:26.542	0.664	82.32	16:03:53.790
27 -	1:26.445	0.567	82.41	16:05:20.235
28 -	1:26.829	0.951	82.05	16:06:47.064
29 -	1:26.615	0.737	82.25	16:08:13.679
30 -	1:27.021	1.143	81.87	16:09:40.700
31 -	1:26.813	0.935	82.06	16:11:07.513
32 -	1:26.899	1.021	81.98	16:12:34.412
33 -	1:27.882	2.004	81.07	16:14:02.294
34 -	1:28.302	2.424	80.68	16:15:30.596
35 -	1:27.655	1.777	81.28	16:16:58.251
36 -	1:27.359	1.481	81.55	16:18:25.610
37 -	1:28.757	2.879	80.27	16:19:54.367
38 -	1:28.097	2.219	80.87	16:21:22.464
39 -	1:27.880	2.002	81.07	16:22:50.344
40 -	1:28.399	2.521	80.59	16:24:18.743
41 -	1:30.937	5.059	78.34	16:25:49.680

P2 151 Elliot STAFFORD				
LAP	LAP TIME	DIFF	MPH	TIME OF DAY
1 -	1:30.593	4.292	78.64	15:26:38.643
2 -	1:26.340 (2)	0.039	82.51	15:28:04.983
3 -	1:26.495 (3)	0.194	82.37	15:29:31.478
4 -	1:26.301 (1)		82.55	15:30:57.779
5 -	1:26.640	0.339	82.23	15:32:24.419
6 -	1:27.005	0.704	81.88	15:33:51.424
7 -	1:27.555	1.254	81.37	15:35:18.979
8 -	1:27.304	1.003	81.60	15:36:46.283
9 -	1:27.308	1.007	81.60	15:38:13.591
10 -	1:27.687	1.386	81.25	15:39:41.278
11 -	1:27.432	1.131	81.48	15:41:08.710
12 -	1:27.679	1.378	81.25	15:42:36.389
13 -	1:27.422	1.121	81.49	15:44:03.811
14 -	1:27.754	1.453	81.18	15:45:31.565
15 -	1:27.346	1.045	81.56	15:46:58.911
16 -	1:27.938	1.637	81.01	15:48:26.849
17 -	1:28.221	1.920	80.75	15:49:55.070

DIFF = Difference To Personal Best Lap

18 -	1:27.911	1.610	81.04	15:51:22.981
19 -	1:31.874 P	5.573	77.54	15:52:54.855
20 -	2:43.967	1:17.666	43.45	15:55:38.822
21 -	1:28.539	2.238	80.46	15:57:07.361
22 -	1:28.529	2.228	80.47	15:58:35.890
23 -	1:28.572	2.271	80.43	16:00:04.462
24 -	1:29.070	2.769	79.98	16:01:33.532
25 -	1:29.152	2.851	79.91	16:03:02.684
26 -	1:28.772	2.471	80.25	16:04:31.456
27 -	1:28.541	2.240	80.46	16:05:59.997
28 -	1:28.859	2.558	80.17	16:07:28.856
29 -	1:29.006	2.705	80.04	16:08:57.862
30 -	1:29.132	2.831	79.93	16:10:26.994
31 -	1:29.608	3.307	79.50	16:11:56.602
32 -	1:29.704	3.403	79.42	16:13:26.306
33 -	1:29.225	2.924	79.85	16:14:55.531
34 -	1:28.128	1.827	80.84	16:16:23.659
35 -	1:28.894	2.593	80.14	16:17:52.553
36 -	1:29.128	2.827	79.93	16:19:21.681
37 -	1:30.310	4.009	78.89	16:20:51.991
38 -	1:28.067	1.766	80.90	16:22:20.058
39 -	1:28.183	1.882	80.79	16:23:48.241
40 -	1:27.752	1.451	81.19	16:25:15.993
41 -	1:28.000	1.699	80.96	16:26:43.993

P3 88 Nick PADDY				
LAP	LAP TIME	DIFF	MPH	TIME OF DAY
1 -	1:33.282	6.288	76.37	15:26:41.332
2 -	1:28.748	1.754	80.27	15:28:10.080
3 -	1:27.971	0.977	80.98	15:29:38.051
4 -	1:27.574	0.580	81.35	15:31:05.625
5 -	1:28.245	1.251	80.73	15:32:33.870
6 -	1:27.877	0.883	81.07	15:34:01.747
7 -	1:28.116	1.122	80.85	15:35:29.863
8 -	1:28.702	1.708	80.32	15:36:58.565
9 -	1:31.322	4.328	78.01	15:38:29.887
10 -	1:28.243	1.249	80.73	15:39:58.130
11 -	1:27.492	0.498	81.43	15:41:25.622
12 -	1:27.358	0.364	81.55	15:42:52.980
13 -	1:26.994 (1)		81.89	15:44:19.974
14 -	1:27.253	0.259	81.65	15:45:47.227
15 -	1:27.078 (2)	0.084	81.81	15:47:14.305
16 -	1:27.459	0.465	81.46	15:48:41.764
17 -	1:27.305	0.311	81.60	15:50:09.069
18 -	1:29.262	2.268	79.81	15:51:38.331
19 -	1:30.034	3.040	79.13	15:53:08.365
20 -	1:30.545 P	3.551	78.68	15:54:38.910
21 -	2:45.894	1:18.900	42.94	15:57:24.804
22 -	1:28.047	1.053	80.91	15:58:52.851
23 -	1:27.713	0.719	81.22	16:00:20.564
24 -	1:27.653	0.659	81.28	16:01:48.217
25 -	1:28.568	1.574	80.44	16:03:16.785
26 -	1:28.165	1.171	80.81	16:04:44.950
27 -	1:28.268	1.274	80.71	16:06:13.218
28 -	1:28.428	1.434	80.56	16:07:41.646
29 -	1:28.413	1.419	80.58	16:09:10.059
30 -	1:30.379	3.385	78.83	16:10:40.438
31 -	1:27.539	0.545	81.38	16:12:07.977
32 -	1:27.901	0.907	81.05	16:13:35.878
33 -	1:29.225	2.231	79.85	16:15:05.103
34 -	1:28.027	1.033	80.93	16:16:33.130
35 -	1:27.556	0.562	81.37	16:18:00.686
36 -	1:27.423	0.429	81.49	16:19:28.109
37 -	1:28.092	1.098	80.87	16:20:56.201

Weather / Track : Cloudy / Dry

Donington Park National
Circuit Length = 1.9790 miles
Start: 15:25 Flag 16:25 End: 16:27

The SU Carburetors Masters Pre-66 Minis

RACE 10 - LAP ANALYSIS

DIFF = Difference To Personal Best Lap

38 -	1:27.741	0.747	81.20	16:22:23.942
39 -	1:27.137 (3)	0.143	81.76	16:23:51.079
40 -	1:27.822	0.828	81.12	16:25:18.901
41 -	1:27.679	0.685	81.25	16:26:46.580

DIFF = Difference To Personal Best Lap

13 -	1:27.496	0.607	81.42	15:44:18.708
14 -	1:27.143	0.254	81.75	15:45:45.851
15 -	1:26.925 (3)	0.036	81.96	15:47:12.776
16 -	1:27.327	0.438	81.58	15:48:40.103
17 -	1:28.673	1.784	80.34	15:50:08.776
18 -	1:29.341	2.452	79.74	15:51:38.117
19 -	1:31.034 P	4.145	78.26	15:53:09.151
20 -	2:50.031	1:23.142	41.90	15:55:59.182
21 -	1:27.952	1.063	81.00	15:57:27.134
22 -	1:28.113	1.224	80.85	15:58:55.247
23 -	1:27.980	1.091	80.98	16:00:23.227
24 -	1:27.963	1.074	80.99	16:01:51.190
25 -	1:28.412	1.523	80.58	16:03:19.602
26 -	1:28.045	1.156	80.92	16:04:47.647
27 -	1:27.951	1.062	81.00	16:06:15.598
28 -	1:29.051	2.162	80.00	16:07:44.649
29 -	1:28.464	1.575	80.53	16:09:13.113
30 -	1:27.564	0.675	81.36	16:10:40.677
31 -	1:26.949	0.060	81.94	16:12:07.626
32 -	1:28.646	1.757	80.37	16:13:36.272
33 -	1:29.333	2.444	79.75	16:15:05.605
34 -	1:27.793	0.904	81.15	16:16:33.398
35 -	1:28.099	1.210	80.87	16:18:01.497
36 -	1:27.793	0.904	81.15	16:19:29.290
37 -	1:28.391	1.502	80.60	16:20:57.681
38 -	1:27.310	0.421	81.60	16:22:24.991
39 -	1:26.913 (2)	0.024	81.97	16:23:51.904
40 -	1:28.095	1.206	80.87	16:25:19.999
41 -	1:26.889 (1)		81.99	16:26:46.888

P4 77 Mark BURNETT

LAP	LAP TIME	DIFF	MPH	TIME OF DAY
1 -	1:32.019	4.981	77.42	15:26:40.069
2 -	1:28.600	1.562	80.41	15:28:08.669
3 -	1:28.690	1.652	80.33	15:29:37.359
4 -	1:27.765	0.727	81.17	15:31:05.124
5 -	1:28.064	1.026	80.90	15:32:33.188
6 -	1:27.909	0.871	81.04	15:34:01.097
7 -	1:28.090	1.052	80.87	15:35:29.187
8 -	1:28.980	1.942	80.07	15:36:58.167
9 -	1:28.436	1.398	80.56	15:38:26.603
10 -	1:28.184	1.146	80.79	15:39:54.787
11 -	1:28.702	1.664	80.32	15:41:23.489
12 -	1:28.394	1.356	80.60	15:42:51.883
13 -	1:27.373	0.335	81.54	15:44:19.256
14 -	1:27.353	0.315	81.56	15:45:46.609
15 -	1:27.038 (1)		81.85	15:47:13.647
16 -	1:27.278 (2)	0.240	81.63	15:48:40.925
17 -	1:28.152	1.114	80.82	15:50:09.077
18 -	1:28.887	1.849	80.15	15:51:37.964
19 -	1:28.996	1.958	80.05	15:53:06.960
20 -	1:28.110	1.072	80.86	15:54:35.070
21 -	1:30.484 P	3.446	78.73	15:56:05.554
22 -	2:44.368	1:17.330	43.34	15:58:49.922
23 -	1:28.931	1.893	80.11	16:00:18.853
24 -	1:28.888	1.850	80.15	16:01:47.741
25 -	1:28.729	1.691	80.29	16:03:16.470
26 -	1:28.970	1.932	80.07	16:04:45.440
27 -	1:28.182	1.144	80.79	16:06:13.622
28 -	1:28.557	1.519	80.45	16:07:42.179
29 -	1:28.391	1.353	80.60	16:09:10.570
30 -	1:28.201	1.163	80.77	16:10:38.771
31 -	1:28.095	1.057	80.87	16:12:06.866
32 -	1:28.831	1.793	80.20	16:13:35.697
33 -	1:28.963	1.925	80.08	16:15:04.660
34 -	1:28.314	1.276	80.67	16:16:32.974
35 -	1:28.190	1.152	80.78	16:18:01.164
36 -	1:27.988	0.950	80.97	16:19:29.152
37 -	1:29.707	2.669	79.42	16:20:58.859
38 -	1:27.750	0.712	81.19	16:22:26.609
39 -	1:28.231	1.193	80.74	16:23:54.840
40 -	1:27.300 (3)	0.262	81.61	16:25:22.140
41 -	1:28.198	1.160	80.78	16:26:50.338

P6 25 B SIME/J SIME

LAP	LAP TIME	DIFF	MPH	TIME OF DAY
1 -	1:32.181	5.431	77.28	15:26:40.231
2 -	1:27.604	0.854	81.32	15:28:07.835
3 -	1:27.537	0.787	81.39	15:29:35.372
4 -	1:26.922 (3)	0.172	81.96	15:31:02.294
5 -	1:27.157	0.407	81.74	15:32:29.451
6 -	1:27.061	0.311	81.83	15:33:56.512
7 -	1:26.750 (1)		82.12	15:35:23.262
8 -	1:28.151	1.401	80.82	15:36:51.413
9 -	1:27.477	0.727	81.44	15:38:18.890
10 -	1:27.752	1.002	81.19	15:39:46.642
11 -	1:26.892 (2)	0.142	81.99	15:41:13.534
12 -	1:27.537	0.787	81.39	15:42:41.071
13 -	1:28.136	1.386	80.83	15:44:09.207
14 -	1:28.280	1.530	80.70	15:45:37.487
15 -	1:27.696	0.946	81.24	15:47:05.183
16 -	1:27.949	1.199	81.00	15:48:33.132
17 -	1:27.353	0.603	81.56	15:50:00.485
18 -	1:27.317	0.567	81.59	15:51:27.802
19 -	1:28.637	1.887	80.38	15:52:56.439
20 -	1:27.913	1.163	81.04	15:54:24.352
21 -	1:27.124	0.374	81.77	15:55:51.476
22 -	1:30.592 P	3.842	78.64	15:57:22.068
23 -	2:56.088	1:29.338	40.46	16:00:18.156
24 -	1:31.244	4.494	78.08	16:01:49.400
25 -	1:30.034	3.284	79.13	16:03:19.434
26 -	1:30.342	3.592	78.86	16:04:49.776
27 -	1:29.041	2.291	80.01	16:06:18.817
28 -	1:28.511	1.761	80.49	16:07:47.328
29 -	1:30.236	3.486	78.95	16:09:17.564
30 -	1:30.519	3.769	78.70	16:10:48.083
31 -	1:28.866	2.116	80.17	16:12:16.949
32 -	1:29.031	2.281	80.02	16:13:45.980

P5 101 Stephen WOODROW

LAP	LAP TIME	DIFF	MPH	TIME OF DAY
1 -	1:34.907	8.018	75.06	15:26:42.957
2 -	1:30.966	4.077	78.32	15:28:13.923
3 -	1:28.752	1.863	80.27	15:29:42.675
4 -	1:27.823	0.934	81.12	15:31:10.498
5 -	1:27.556	0.667	81.37	15:32:38.054
6 -	1:27.422	0.533	81.49	15:34:05.476
7 -	1:27.082	0.193	81.81	15:35:32.558
8 -	1:27.299	0.410	81.61	15:36:59.857
9 -	1:27.434	0.545	81.48	15:38:27.291
10 -	1:27.715	0.826	81.22	15:39:55.006
11 -	1:28.591	1.702	80.42	15:41:23.597
12 -	1:27.615	0.726	81.31	15:42:51.212

Weather / Track : Cloudy / Dry

Donington Park National
Circuit Length = 1.9790 miles
Start: 15:25 Flag 16:25 End: 16:27

The SU Carburetors Masters Pre-66 Minis

RACE 10 - LAP ANALYSIS

DIFF = Difference To Personal Best Lap

33 -	1:29.267	2.517	79.81	16:15:15.247
34 -	1:29.299	2.549	79.78	16:16:44.546
35 -	1:30.044	3.294	79.12	16:18:14.590
36 -	1:29.779	3.029	79.35	16:19:44.369
37 -	1:29.097	2.347	79.96	16:21:13.466
38 -	1:29.702	2.952	79.42	16:22:43.168
39 -	1:29.226	2.476	79.84	16:24:12.394
40 -	1:30.055	3.305	79.11	16:25:42.449
41 -	1:30.369	3.619	78.83	16:27:12.818

P7 5 EKORNESS/SOLHEIM

LAP	LAP TIME	DIFF	MPH	TIME OF DAY
1 -	1:33.286	6.945	76.37	15:26:41.336
2 -	1:27.743	1.402	81.19	15:28:09.079
3 -	1:27.146	0.805	81.75	15:29:36.225
4 -	1:27.004 (3)	0.663	81.88	15:31:03.229
5 -	1:27.362	1.021	81.55	15:32:30.591
6 -	1:26.596 (2)	0.255	82.27	15:33:57.187
7 -	1:26.341 (1)		82.51	15:35:23.528
8 -	1:27.725	1.384	81.21	15:36:51.253
9 -	1:27.556	1.215	81.37	15:38:18.809
10 -	1:27.518	1.177	81.40	15:39:46.327
11 -	1:27.210	0.869	81.69	15:41:13.537
12 -	1:27.245	0.904	81.66	15:42:40.782
13 -	1:28.499	2.158	80.50	15:44:09.281
14 -	1:28.075	1.734	80.89	15:45:37.356
15 -	1:28.008	1.667	80.95	15:47:05.364
16 -	1:27.054	0.713	81.84	15:48:32.418
17 -	1:27.540	1.199	81.38	15:49:59.958
18 -	1:27.533	1.192	81.39	15:51:27.491
19 -	1:28.509	2.168	80.49	15:52:56.000
20 -	1:30.089 P	3.748	79.08	15:54:26.089
21 -	2:45.064	1:18.723	43.16	15:57:11.153
22 -	1:28.905	2.564	80.13	15:58:40.058
23 -	1:29.243	2.902	79.83	16:00:09.301
24 -	1:28.443	2.102	80.55	16:01:37.744
25 -	1:29.127	2.786	79.93	16:03:06.871
26 -	1:29.301	2.960	79.78	16:04:36.172
27 -	1:28.889	2.548	80.15	16:06:05.061
28 -	1:28.458	2.117	80.54	16:07:33.519
29 -	1:29.418	3.077	79.67	16:09:02.937
30 -	1:29.023	2.682	80.03	16:10:31.960
31 -	1:28.630	2.289	80.38	16:12:00.590
32 -	1:29.622	3.281	79.49	16:13:30.212
33 -	1:28.555	2.214	80.45	16:14:58.767
34 -	1:29.811	3.470	79.32	16:16:28.578
35 -	1:29.448	3.107	79.65	16:17:58.026
36 -	1:29.661	3.320	79.46	16:19:27.687
37 -	1:31.709	5.368	77.68	16:20:59.396
38 -	1:29.206	2.865	79.86	16:22:28.602
39 -	1:29.850	3.509	79.29	16:23:58.452
40 -	1:53.826 P	27.485	62.59	16:25:52.278

P8 100 Ollie STREEK

LAP	LAP TIME	DIFF	MPH	TIME OF DAY
1 -	1:34.185	6.092	75.64	15:26:42.235
2 -	1:30.469	2.376	78.75	15:28:12.704
3 -	1:30.425	2.332	78.79	15:29:43.129
4 -	1:29.221	1.128	79.85	15:31:12.350
5 -	1:30.952	2.859	78.33	15:32:43.302
6 -	1:28.505	0.412	80.49	15:34:11.807
7 -	1:29.575	1.482	79.53	15:35:41.382
8 -	1:29.514	1.421	79.59	15:37:10.896

DIFF = Difference To Personal Best Lap

9 -	1:28.855	0.762	80.18	15:38:39.751
10 -	1:28.883	0.790	80.15	15:40:08.634
11 -	1:28.813	0.720	80.22	15:41:37.447
12 -	1:28.691	0.598	80.33	15:43:06.138
13 -	1:28.445 (3)	0.352	80.55	15:44:34.583
14 -	1:29.248	1.155	79.82	15:46:03.831
15 -	1:28.167 (2)	0.074	80.80	15:47:31.998
16 -	1:29.396	1.303	79.69	15:49:01.394
17 -	1:31.226 P	3.133	78.09	15:50:32.620
18 -	2:45.796	1:17.703	42.97	15:53:18.416
19 -	1:29.489	1.396	79.61	15:54:47.905
20 -	1:29.063	0.970	79.99	15:56:16.968
21 -	1:29.041	0.948	80.01	15:57:46.009
22 -	1:28.961	0.868	80.08	15:59:14.970
23 -	1:28.781	0.688	80.24	16:00:43.751
24 -	1:28.482	0.389	80.52	16:02:12.233
25 -	1:28.795	0.702	80.23	16:03:41.028
26 -	1:29.273	1.180	79.80	16:05:10.301
27 -	1:28.845	0.752	80.19	16:06:39.146
28 -	1:28.093 (1)		80.87	16:08:07.239
29 -	1:28.712	0.619	80.31	16:09:35.951
30 -	1:28.742	0.649	80.28	16:11:04.693
31 -	1:29.201	1.108	79.87	16:12:33.894
32 -	1:29.218	1.125	79.85	16:14:03.112
33 -	1:28.883	0.790	80.15	16:15:31.995
34 -	1:28.688	0.595	80.33	16:17:00.683
35 -	1:28.972	0.879	80.07	16:18:29.655
36 -	1:29.173	1.080	79.89	16:19:58.828
37 -	1:29.407	1.314	79.68	16:21:28.235
38 -	1:29.893	1.800	79.25	16:22:58.128
39 -	1:29.131	1.038	79.93	16:24:27.259
40 -	1:29.149	1.056	79.91	16:25:56.408

P9 82 H & R DEATH

LAP	LAP TIME	DIFF	MPH	TIME OF DAY
1 -	1:39.899	12.334	71.31	15:26:47.949
2 -	1:28.601	1.036	80.41	15:28:16.550
3 -	1:29.123	1.558	79.94	15:29:45.673
4 -	1:28.396	0.831	80.59	15:31:14.069
5 -	1:29.601	2.036	79.51	15:32:43.670
6 -	1:28.777	1.212	80.25	15:34:12.447
7 -	1:29.204	1.639	79.86	15:35:41.651
8 -	1:30.437	2.872	78.78	15:37:12.088
9 -	1:28.716	1.151	80.30	15:38:40.804
10 -	1:29.442	1.877	79.65	15:40:10.246
11 -	1:28.540	0.975	80.46	15:41:38.786
12 -	1:27.946	0.381	81.01	15:43:06.732
13 -	1:28.130	0.565	80.84	15:44:34.862
14 -	1:28.365	0.800	80.62	15:46:03.227
15 -	1:28.397	0.832	80.59	15:47:31.624
16 -	1:30.133	2.568	79.04	15:49:01.757
17 -	1:35.757	8.192	74.40	15:50:37.514
18 -	1:33.830 P	6.265	75.93	15:52:11.344
19 -	2:56.881	1:29.316	40.27	15:55:08.225
20 -	1:27.881 (3)	0.316	81.07	15:56:36.106
21 -	1:28.224	0.659	80.75	15:58:04.330
22 -	1:28.623	1.058	80.39	15:59:32.953
23 -	1:29.067	1.502	79.99	16:01:02.020
24 -	1:28.128	0.563	80.84	16:02:30.148
25 -	1:27.966	0.401	80.99	16:03:58.114
26 -	1:28.139	0.574	80.83	16:05:26.253
27 -	1:27.958	0.393	81.00	16:06:54.211
28 -	1:28.403	0.838	80.59	16:08:22.614
29 -	1:28.293	0.728	80.69	16:09:50.907

Weather / Track : Cloudy / Dry

Donington Park National
Circuit Length = 1.9790 miles
Start: 15:25 Flag 16:25 End: 16:27

The SU Carburetors Masters Pre-66 Minis

RACE 10 - LAP ANALYSIS

DIFF = Difference To Personal Best Lap

30 -	1:27.565 (1)		81.36	16:11:18.472
31 -	1:30.242	2.677	78.95	16:12:48.714
32 -	1:27.663 (2)	0.098	81.27	16:14:16.377
33 -	1:28.477	0.912	80.52	16:15:44.854
34 -	1:28.348	0.783	80.64	16:17:13.202
35 -	1:28.337	0.772	80.65	16:18:41.539
36 -	1:28.061	0.496	80.90	16:20:09.600
37 -	1:28.059	0.494	80.90	16:21:37.659
38 -	1:27.900	0.335	81.05	16:23:05.559
39 -	1:28.391	0.826	80.60	16:24:33.950
40 -	1:28.634	1.069	80.38	16:26:02.584

P10 215 CHURCHILL/BALDWIN

LAP	LAP TIME	DIFF	MPH	TIME OF DAY
1 -	1:38.623	10.547	72.24	15:26:46.673
2 -	1:29.886	1.810	79.26	15:28:16.559
3 -	1:30.255	2.179	78.93	15:29:46.814
4 -	1:29.020	0.944	80.03	15:31:15.834
5 -	1:28.661	0.585	80.35	15:32:44.495
6 -	1:29.111	1.035	79.95	15:34:13.606
7 -	1:28.991	0.915	80.06	15:35:42.597
8 -	1:29.868	1.792	79.27	15:37:12.465
9 -	1:28.622	0.546	80.39	15:38:41.087
10 -	1:28.216 (2)	0.140	80.76	15:40:09.303
11 -	1:28.504	0.428	80.50	15:41:37.807
12 -	1:28.764	0.688	80.26	15:43:06.571
13 -	1:28.076 (1)		80.89	15:44:34.647
14 -	1:28.268 (3)	0.192	80.71	15:46:02.915
15 -	1:28.477	0.401	80.52	15:47:31.392
16 -	1:28.385	0.309	80.60	15:48:59.777
17 -	1:28.652	0.576	80.36	15:50:28.429
18 -	1:31.170 P	3.094	78.14	15:51:59.599
19 -	2:49.734	1:21.658	41.97	15:54:49.333
20 -	1:29.304	1.228	79.77	15:56:18.637
21 -	1:28.943	0.867	80.10	15:57:47.580
22 -	1:29.804	1.728	79.33	15:59:17.384
23 -	1:31.187	3.111	78.13	16:00:48.571
24 -	1:29.670	1.594	79.45	16:02:18.241
25 -	1:30.179	2.103	79.00	16:03:48.420
26 -	1:29.523	1.447	79.58	16:05:17.943
27 -	1:30.194	2.118	78.99	16:06:48.137
28 -	1:29.487	1.411	79.61	16:08:17.624
29 -	1:30.288	2.212	78.91	16:09:47.912
30 -	1:30.068	1.992	79.10	16:11:17.980
31 -	1:31.636	3.560	77.74	16:12:49.616
32 -	1:29.477	1.401	79.62	16:14:19.093
33 -	1:29.175	1.099	79.89	16:15:48.268
34 -	1:29.755	1.679	79.37	16:17:18.023
35 -	1:29.380	1.304	79.71	16:18:47.403
36 -	1:29.104	1.028	79.95	16:20:16.507
37 -	1:29.696	1.620	79.43	16:21:46.203
38 -	1:30.189	2.113	78.99	16:23:16.392
39 -	1:30.826	2.750	78.44	16:24:47.218
40 -	1:30.628	2.552	78.61	16:26:17.846

P11 171 Lawrence WARR

LAP	LAP TIME	DIFF	MPH	TIME OF DAY
1 -	1:40.102	10.585	71.17	15:26:48.152
2 -	1:30.210	0.693	78.97	15:28:18.362
3 -	1:29.760	0.243	79.37	15:29:48.122
4 -	1:29.690 (3)	0.173	79.43	15:31:17.812
5 -	1:30.435	0.918	78.78	15:32:48.247
6 -	1:29.967	0.450	79.19	15:34:18.214

DIFF = Difference To Personal Best Lap

7 -	1:30.420	0.903	78.79	15:35:48.634
8 -	1:30.120	0.603	79.05	15:37:18.754
9 -	1:29.826	0.309	79.31	15:38:48.580
10 -	1:29.874	0.357	79.27	15:40:18.454
11 -	1:29.885	0.368	79.26	15:41:48.339
12 -	1:29.675 (2)	0.158	79.44	15:43:18.014
13 -	1:30.384	0.867	78.82	15:44:48.398
14 -	1:29.847	0.330	79.29	15:46:18.245
15 -	1:29.517 (1)		79.58	15:47:47.762
16 -	1:30.046	0.529	79.12	15:49:17.808
17 -	1:30.272	0.755	78.92	15:50:48.080
18 -	1:29.705	0.188	79.42	15:52:17.785
19 -	1:30.075	0.558	79.09	15:53:47.860
20 -	1:30.192	0.675	78.99	15:55:18.052
21 -	1:33.463 P	3.946	76.22	15:56:51.515
22 -	2:47.882	1:18.365	42.43	15:59:39.397
23 -	1:30.804	1.287	78.46	16:01:10.201
24 -	1:29.960	0.443	79.19	16:02:40.161
25 -	1:31.181	1.664	78.13	16:04:11.342
26 -	1:30.722	1.205	78.53	16:05:42.064
27 -	1:30.505	0.988	78.72	16:07:12.569
28 -	1:30.566	1.049	78.66	16:08:43.135
29 -	1:30.481	0.964	78.74	16:10:13.616
30 -	1:30.414	0.897	78.80	16:11:44.030
31 -	1:30.497	0.980	78.72	16:13:14.527
32 -	1:29.972	0.455	79.18	16:14:44.499
33 -	1:30.439	0.922	78.77	16:16:14.938
34 -	1:32.662	3.145	76.88	16:17:47.600
35 -	1:31.414	1.897	77.93	16:19:19.014
36 -	1:30.523	1.006	78.70	16:20:49.537
37 -	1:30.173	0.656	79.01	16:22:19.710
38 -	1:29.751	0.234	79.38	16:23:49.461
39 -	1:29.964	0.447	79.19	16:25:19.425
40 -	1:29.886	0.369	79.26	16:26:49.311

P12 70 JONES/HARMER

LAP	LAP TIME	DIFF	MPH	TIME OF DAY
1 -	1:41.750	13.595	70.02	15:26:49.800
2 -	1:31.482	3.327	77.88	15:28:21.282
3 -	1:31.401	3.246	77.94	15:29:52.683
4 -	1:30.625	2.470	78.61	15:31:23.308
5 -	1:30.562	2.407	78.67	15:32:53.870
6 -	1:30.193	2.038	78.99	15:34:24.063
7 -	1:30.003	1.848	79.16	15:35:54.066
8 -	1:30.913	2.758	78.36	15:37:24.979
9 -	1:30.160	2.005	79.02	15:38:55.139
10 -	1:31.010	2.855	78.28	15:40:26.149
11 -	1:30.703	2.548	78.54	15:41:56.852
12 -	1:29.678	1.523	79.44	15:43:26.530
13 -	1:30.360	2.205	78.84	15:44:56.890
14 -	1:30.186	2.031	78.99	15:46:27.076
15 -	1:30.618	2.463	78.62	15:47:57.694
16 -	1:30.473	2.318	78.74	15:49:28.167
17 -	1:33.046 P	4.891	76.57	15:51:01.213
18 -	2:50.172	1:22.017	41.86	15:53:51.385
19 -	1:31.755	3.600	77.64	15:55:23.140
20 -	1:29.422	1.267	79.67	15:56:52.562
21 -	1:29.263	1.108	79.81	15:58:21.825
22 -	1:29.268	1.113	79.81	15:59:51.093
23 -	1:29.578	1.423	79.53	16:01:20.671
24 -	1:30.668	2.513	78.57	16:02:51.339
25 -	1:33.200	5.045	76.44	16:04:24.539
26 -	1:30.478	2.323	78.74	16:05:55.017
27 -	1:28.554 (2)	0.399	80.45	16:07:23.571

Weather / Track : Cloudy / Dry

Donington Park National
Circuit Length = 1.9790 miles
Start: 15:25 Flag 16:25 End: 16:27

The SU Carburettors Masters Pre-66 Minis

RACE 10 - LAP ANALYSIS

DIFF = Difference To Personal Best Lap

28 -	1:29.037	0.882	80.01	16:08:52.608
29 -	1:28.934 (3)	0.779	80.11	16:10:21.542
30 -	1:29.627	1.472	79.49	16:11:51.169
31 -	1:29.399	1.244	79.69	16:13:20.568
32 -	1:29.300	1.145	79.78	16:14:49.868
33 -	1:29.384	1.229	79.70	16:16:19.252
34 -	1:29.508	1.353	79.59	16:17:48.760
35 -	1:36.260	8.105	74.01	16:19:25.020
36 -	1:30.247	2.092	78.94	16:20:55.267
37 -	1:29.240	1.085	79.83	16:22:24.507
38 -	1:29.123	0.968	79.94	16:23:53.630
39 -	1:28.155 (1)		80.81	16:25:21.785
40 -	1:39.392	11.237	71.68	16:27:01.177

P13 141 Rory LONGDON

LAP	LAP TIME	DIFF	MPH	TIME OF DAY
1 -	1:43.372	13.779	68.92	15:26:51.422
2 -	1:32.332	2.739	77.16	15:28:23.754
3 -	1:32.514	2.921	77.01	15:29:56.268
4 -	1:31.671	2.078	77.71	15:31:27.939
5 -	1:31.541	1.948	77.83	15:32:59.480
6 -	1:31.238	1.645	78.08	15:34:30.718
7 -	1:31.324	1.731	78.01	15:36:02.042
8 -	1:30.891	1.298	78.38	15:37:32.933
9 -	1:30.406	0.813	78.80	15:39:03.339
10 -	1:30.979	1.386	78.31	15:40:34.318
11 -	1:30.580	0.987	78.65	15:42:04.898
12 -	1:30.188	0.595	78.99	15:43:35.086
13 -	1:32.194	2.601	77.27	15:45:07.280
14 -	1:30.888	1.295	78.38	15:46:38.168
15 -	1:30.890	1.297	78.38	15:48:09.058
16 -	1:31.310	1.717	78.02	15:49:40.368
17 -	1:29.995 (3)	0.402	79.16	15:51:10.363
18 -	1:36.536 P	6.943	73.80	15:52:46.899
19 -	2:55.896	1:26.303	40.50	15:55:42.795
20 -	1:30.910	1.317	78.37	15:57:13.705
21 -	1:31.263	1.670	78.06	15:58:44.968
22 -	1:31.053	1.460	78.24	16:00:16.021
23 -	1:30.534	0.941	78.69	16:01:46.555
24 -	1:31.748	2.155	77.65	16:03:18.303
25 -	1:31.544	1.951	77.82	16:04:49.847
26 -	1:30.508	0.915	78.71	16:06:20.355
27 -	1:30.295	0.702	78.90	16:07:50.650
28 -	1:30.646	1.053	78.59	16:09:21.296
29 -	1:31.568	1.975	77.80	16:10:52.864
30 -	1:30.432	0.839	78.78	16:12:23.296
31 -	1:30.042	0.449	79.12	16:13:53.338
32 -	1:29.593 (1)		79.52	16:15:22.931
33 -	1:30.852	1.259	78.42	16:16:53.783
34 -	1:30.801	1.208	78.46	16:18:24.584
35 -	1:31.549	1.956	77.82	16:19:56.133
36 -	1:30.189	0.596	78.99	16:21:26.322
37 -	1:30.620	1.027	78.62	16:22:56.942
38 -	1:31.048	1.455	78.25	16:24:27.990
39 -	1:29.894 (2)	0.301	79.25	16:25:57.884

P14 15 Jonathan KENT

LAP	LAP TIME	DIFF	MPH	TIME OF DAY
1 -	1:43.389	13.120	68.91	15:26:51.439
2 -	1:31.688	1.419	77.70	15:28:23.127
3 -	1:31.095	0.826	78.21	15:29:54.222
4 -	1:30.847	0.578	78.42	15:31:25.069
5 -	1:31.390	1.121	77.95	15:32:56.459

DIFF = Difference To Personal Best Lap

6 -	1:32.074	1.805	77.37	15:34:28.533
7 -	1:32.685	2.416	76.86	15:36:01.218
8 -	1:31.213	0.944	78.10	15:37:32.431
9 -	1:30.269 (1)		78.92	15:39:02.700
10 -	1:30.806	0.537	78.46	15:40:33.506
11 -	1:30.529	0.260	78.70	15:42:04.035
12 -	1:30.823	0.554	78.44	15:43:34.858
13 -	1:31.293	1.024	78.04	15:45:06.151
14 -	1:30.987	0.718	78.30	15:46:37.138
15 -	1:31.068	0.799	78.23	15:48:08.206
16 -	1:30.697	0.428	78.55	15:49:38.903
17 -	1:31.158	0.889	78.15	15:51:10.061
18 -	1:32.112	1.843	77.34	15:52:42.173
19 -	1:34.914 P	4.645	75.06	15:54:17.087
20 -	2:49.873	1:19.604	41.94	15:57:06.960
21 -	1:32.162	1.893	77.30	15:58:39.122
22 -	1:31.294	1.025	78.04	16:00:10.416
23 -	1:30.460 (3)	0.191	78.76	16:01:40.876
24 -	1:31.643	1.374	77.74	16:03:12.519
25 -	1:31.276	1.007	78.05	16:04:43.795
26 -	1:31.040	0.771	78.25	16:06:14.835
27 -	1:31.964	1.695	77.47	16:07:46.799
28 -	1:30.371 (2)	0.102	78.83	16:09:17.170
29 -	1:31.763	1.494	77.64	16:10:48.933
30 -	1:30.663	0.394	78.58	16:12:19.596
31 -	1:31.092	0.823	78.21	16:13:50.688
32 -	1:31.231	0.962	78.09	16:15:21.919
33 -	1:31.555	1.286	77.81	16:16:53.474
34 -	1:30.822	0.553	78.44	16:18:24.296
35 -	1:32.420	2.151	77.08	16:19:56.716
36 -	1:31.438	1.169	77.91	16:21:28.154
37 -	1:30.639	0.370	78.60	16:22:58.793
38 -	1:32.644	2.375	76.90	16:24:31.437
39 -	1:31.186	0.917	78.13	16:26:02.623

P15 54 B NAIRN/C NAIRN

LAP	LAP TIME	DIFF	MPH	TIME OF DAY
1 -	1:37.689	9.981	72.93	15:26:45.739
2 -	1:30.497	2.789	78.72	15:28:16.236
3 -	1:30.109	2.401	79.06	15:29:46.345
4 -	1:28.515 (3)	0.807	80.49	15:31:14.860
5 -	1:28.961	1.253	80.08	15:32:43.821
6 -	1:29.297	1.589	79.78	15:34:13.118
7 -	1:28.903	1.195	80.13	15:35:42.021
8 -	1:30.820	3.112	78.44	15:37:12.841
9 -	1:29.247	1.539	79.83	15:38:42.088
10 -	1:28.518	0.810	80.48	15:40:10.606
11 -	1:28.817	1.109	80.21	15:41:39.423
12 -	1:28.827	1.119	80.20	15:43:08.250
13 -	1:27.708 (1)		81.23	15:44:35.958
14 -	1:28.668	0.960	80.35	15:46:04.626
15 -	1:27.708 (1)		81.23	15:47:32.334
16 -	1:29.558	1.850	79.55	15:49:01.892
17 -	1:29.792	2.084	79.34	15:50:31.684
18 -	1:29.354	1.646	79.73	15:52:01.038
19 -	1:29.690	1.982	79.43	15:53:30.728
20 -	1:33.167 P	5.459	76.47	15:55:03.895
21 -	2:52.288	1:24.580	41.35	15:57:56.183
22 -	1:34.430	6.722	75.44	15:59:30.613
23 -	1:33.747	6.039	75.99	16:01:04.360
24 -	1:33.710	6.002	76.02	16:02:38.070
25 -	1:33.048	5.340	76.56	16:04:11.118
26 -	1:33.490	5.782	76.20	16:05:44.608
27 -	1:33.707	5.999	76.03	16:07:18.315

Donington Park National
Circuit Length = 1.9790 miles
Start: 15:25 Flag 16:25 End: 16:27

Weather / Track : Cloudy / Dry

The SU Carburetors Masters Pre-66 Minis

RACE 10 - LAP ANALYSIS

DIFF = Difference To Personal Best Lap

28 -	1:34.027	6.319	75.77	16:08:52.342
29 -	1:33.437	5.729	76.25	16:10:25.779
30 -	1:34.078	6.370	75.73	16:11:59.857
31 -	1:33.332	5.624	76.33	16:13:33.189
32 -	1:35.758	8.050	74.40	16:15:08.947
33 -	1:33.521	5.813	76.18	16:16:42.468
34 -	1:33.771	6.063	75.97	16:18:16.239
35 -	1:32.962	5.254	76.64	16:19:49.201
36 -	1:35.013	7.305	74.98	16:21:24.214
37 -	1:34.042	6.334	75.76	16:22:58.256
38 -	1:35.007	7.299	74.99	16:24:33.263
39 -	1:32.690	4.982	76.86	16:26:05.953

P16 28 Raymond LOW

LAP	LAP TIME	DIFF	MPH	TIME OF DAY
1 -	1:42.411	11.677	69.56	15:26:50.461
2 -	1:31.382	0.648	77.96	15:28:21.843
3 -	1:32.116	1.382	77.34	15:29:53.959
4 -	1:31.870	1.136	77.55	15:31:25.829
5 -	1:33.683	2.949	76.05	15:32:59.512
6 -	1:32.552	1.818	76.97	15:34:32.064
7 -	1:31.230	0.496	78.09	15:36:03.294
8 -	1:31.281	0.547	78.05	15:37:34.575
9 -	1:31.337	0.603	78.00	15:39:05.912
10 -	1:31.464	0.730	77.89	15:40:37.376
11 -	1:31.637	0.903	77.74	15:42:09.013
12 -	1:38.754	8.020	72.14	15:43:47.767
13 -	1:37.635	6.901	72.97	15:45:25.402
14 -	1:32.460	1.726	77.05	15:46:57.862
15 -	1:32.201	1.467	77.27	15:48:30.063
16 -	1:32.555	1.821	76.97	15:50:02.618
17 -	1:30.962 (2)	0.228	78.32	15:51:33.580
18 -	1:33.762 P	3.028	75.98	15:53:07.342
19 -	2:54.041	1:23.307	40.93	15:56:01.383
20 -	1:32.376	1.642	77.12	15:57:33.759
21 -	1:31.412	0.678	77.93	15:59:05.171
22 -	1:31.636	0.902	77.74	16:00:36.807
23 -	1:31.308	0.574	78.02	16:02:08.115
24 -	1:31.011 (3)	0.277	78.28	16:03:39.126
25 -	1:32.485	1.751	77.03	16:05:11.611
26 -	1:30.734 (1)		78.52	16:06:42.345
27 -	1:31.407	0.673	77.94	16:08:13.752
28 -	1:31.812	1.078	77.60	16:09:45.564
29 -	1:31.695	0.961	77.69	16:11:17.259
30 -	1:46.797	16.063	66.71	16:13:04.056
31 -	1:33.977	3.243	75.81	16:14:38.033
32 -	1:35.517	4.783	74.59	16:16:13.550
33 -	1:33.514	2.780	76.18	16:17:47.064
34 -	1:32.532	1.798	76.99	16:19:19.596
35 -	1:32.485	1.751	77.03	16:20:52.081
36 -	1:32.066	1.332	77.38	16:22:24.147
37 -	1:33.782	3.048	75.97	16:23:57.929
38 -	1:31.799	1.065	77.61	16:25:29.728
39 -	1:32.502	1.768	77.02	16:27:02.230

P17 177 HARTOGS/NUTHALL

LAP	LAP TIME	DIFF	MPH	TIME OF DAY
1 -	1:39.342	12.666	71.71	15:26:47.392
2 -	1:28.796	2.120	80.23	15:28:16.188
3 -	1:28.969	2.293	80.08	15:29:45.157
4 -	1:28.343	1.667	80.64	15:31:13.500
5 -	1:28.156	1.480	80.81	15:32:41.656
6 -	1:27.535	0.859	81.39	15:34:09.191

DIFF = Difference To Personal Best Lap

7 -	1:27.364	0.688	81.55	15:35:36.555
8 -	1:27.127 (3)	0.451	81.77	15:37:03.682
9 -	1:27.513	0.837	81.41	15:38:31.195
10 -	1:27.443	0.767	81.47	15:39:58.638
11 -	1:27.795	1.119	81.15	15:41:26.433
12 -	1:27.029 (2)	0.353	81.86	15:42:53.462
13 -	1:27.182	0.506	81.72	15:44:20.644
14 -	1:27.288	0.612	81.62	15:45:47.932
15 -	1:26.676 (1)		82.19	15:47:14.608
16 -	1:27.555	0.879	81.37	15:48:42.163
17 -	1:28.200	1.524	80.77	15:50:10.363
18 -	1:28.173	1.497	80.80	15:51:38.536
19 -	1:29.362	2.686	79.72	15:53:07.898
20 -	1:29.757 P	3.081	79.37	15:54:37.655
21 -	2:56.405	1:29.729	40.38	15:57:34.060
22 -	1:56.358 P	29.682	61.23	15:59:30.418
23 -	5:07.959	3:41.283	23.13	16:04:38.377
24 -	1:33.569	6.893	76.14	16:06:11.946
25 -	1:34.725	8.049	75.21	16:07:46.671
26 -	1:33.691	7.015	76.04	16:09:20.362
27 -	1:33.563	6.887	76.14	16:10:53.925
28 -	1:33.005	6.329	76.60	16:12:26.930
29 -	1:32.666	5.990	76.88	16:13:59.596
30 -	1:34.835	8.159	75.12	16:15:34.431
31 -	1:33.795	7.119	75.95	16:17:08.226
32 -	1:33.075	6.399	76.54	16:18:41.301
33 -	1:33.742	7.066	76.00	16:20:15.043
34 -	1:33.016	6.340	76.59	16:21:48.059
35 -	1:32.533	5.857	76.99	16:23:20.592
36 -	1:33.488	6.812	76.20	16:24:54.080
37 -	1:32.451	5.775	77.06	16:26:26.531

P18 888 Daniel WHEELER

LAP	LAP TIME	DIFF	MPH	TIME OF DAY
1 -	1:34.684	7.408	75.24	15:26:42.734
2 -	1:30.289	3.013	78.90	15:28:13.023
3 -	1:28.455	1.179	80.54	15:29:41.478
4 -	1:28.995	1.719	80.05	15:31:10.473
5 -	1:28.134	0.858	80.83	15:32:38.607
6 -	1:28.631	1.355	80.38	15:34:07.238
7 -	1:28.131	0.855	80.84	15:35:35.369
8 -	1:27.845	0.569	81.10	15:37:03.214
9 -	1:28.282	1.006	80.70	15:38:31.496
10 -	1:27.529 (2)	0.253	81.39	15:39:59.025
11 -	1:29.344	2.068	79.74	15:41:28.369
12 -	1:28.493	1.217	80.51	15:42:56.862
13 -	1:27.276 (1)		81.63	15:44:24.138
14 -	1:27.678 (3)	0.402	81.25	15:45:51.816
15 -	1:29.542	2.266	79.56	15:47:21.358
16 -	1:27.810	0.534	81.13	15:48:49.168
17 -	1:28.012	0.736	80.95	15:50:17.180
18 -	1:35.274	7.998	74.78	15:51:52.454
19 -	1:32.593 P	5.317	76.94	15:53:25.047
20 -	2:43.681	1:16.405	43.52	15:56:08.728
21 -	1:36.684	9.408	73.68	15:57:45.412
22 -	1:28.899	1.623	80.14	15:59:14.311
23 -	1:28.793	1.517	80.23	16:00:43.104
24 -	1:28.386	1.110	80.60	16:02:11.490
25 -	1:28.679	1.403	80.34	16:03:40.169
26 -	1:29.469	2.193	79.63	16:05:09.638
27 -	1:28.413	1.137	80.58	16:06:38.051
28 -	1:28.315	1.039	80.67	16:08:06.366
29 -	1:28.256	0.980	80.72	16:09:34.622
30 -	1:28.956	1.680	80.09	16:11:03.578

Weather / Track : Cloudy / Dry

Donington Park National
Circuit Length = 1.9790 miles
Start: 15:25 Flag 16:25 End: 16:27

The SU Carburetors Masters Pre-66 Minis

RACE 10 - LAP ANALYSIS

DIFF = Difference To Personal Best Lap

31 - 1:28.269 0.993 80.71 16:12:31.847
 32 - 1:28.381 1.105 80.61 16:14:00.228

P19 46 CURLEY/SOLLIS				
LAP	LAP TIME	DIFF	MPH	TIME OF DAY
1 -	1:28.879	2.966	80.16	15:26:36.929
2 -	1:26.593	0.680	82.27	15:28:03.522
3 -	1:26.500	0.587	82.36	15:29:30.022
4 -	1:25.914 (2)	0.001	82.92	15:30:55.936
5 -	1:26.100	0.187	82.74	15:32:22.036
6 -	1:26.424	0.511	82.43	15:33:48.460
7 -	1:26.119	0.206	82.73	15:35:14.579
8 -	1:26.718	0.805	82.15	15:36:41.297
9 -	1:26.310	0.397	82.54	15:38:07.607
10 -	1:26.080 (3)	0.167	82.76	15:39:33.687
11 -	1:26.524	0.611	82.34	15:41:00.211
12 -	1:25.913 (1)		82.92	15:42:26.124
13 -	1:26.761	0.848	82.11	15:43:52.885
14 -	1:26.327	0.414	82.53	15:45:19.212
15 -	1:26.682	0.769	82.19	15:46:45.894
16 -	1:26.645	0.732	82.22	15:48:12.539
17 -	1:26.820	0.907	82.06	15:49:39.359
18 -	1:26.552	0.639	82.31	15:51:05.911
19 -	1:26.760	0.847	82.11	15:52:32.671
20 -	1:26.505	0.592	82.36	15:53:59.176
21 -	1:29.201 P	3.288	79.87	15:55:28.377
22 -	2:46.093	1:20.180	42.89	15:58:14.470
23 -	1:27.881	1.968	81.07	15:59:42.351
24 -	1:27.138	1.225	81.76	16:01:09.489
25 -	1:27.125	1.212	81.77	16:02:36.614
26 -	1:26.721	0.808	82.15	16:04:03.335
27 -	1:27.228	1.315	81.67	16:05:30.563
28 -	1:27.519	1.606	81.40	16:06:58.082
29 -	1:32.417 P	6.504	77.09	16:08:30.499

P20 21 Dave EDGECOMBE				
LAP	LAP TIME	DIFF	MPH	TIME OF DAY
1 -	1:33.565	6.813	76.14	15:26:41.615
2 -	1:27.756	1.004	81.18	15:28:09.371
3 -	1:27.850	1.098	81.10	15:29:37.221
4 -	1:27.604	0.852	81.32	15:31:04.825
5 -	1:26.752 (1)		82.12	15:32:31.577
6 -	1:27.490 (3)	0.738	81.43	15:33:59.067
7 -	1:27.650	0.898	81.28	15:35:26.717
8 -	1:27.465 (2)	0.713	81.45	15:36:54.182
9 -	1:28.112	1.360	80.85	15:38:22.294
10 -	1:27.624	0.872	81.30	15:39:49.918
11 -	1:28.379	1.627	80.61	15:41:18.297
12 -	1:28.286	1.534	80.69	15:42:46.583
13 -	1:28.179	1.427	80.79	15:44:14.762
14 -	1:28.959	2.207	80.08	15:45:43.721
15 -	1:28.080	1.328	80.88	15:47:11.801
16 -	1:28.139	1.387	80.83	15:48:39.940
17 -	1:28.290	1.538	80.69	15:50:08.230
18 -	1:30.024	3.272	79.14	15:51:38.254
19 -	1:31.784 P	5.032	77.62	15:53:10.038
20 -	2:44.363	1:17.611	43.34	15:55:54.401
21 -	1:31.082	4.330	78.22	15:57:25.483
22 -	1:31.222	4.470	78.10	15:58:56.705

DIFF = Difference To Personal Best Lap

P21 45 David OGDEN				
LAP	LAP TIME	DIFF	MPH	TIME OF DAY
1 -	1:35.905	8.638	74.28	15:26:43.955
2 -	1:29.652	2.385	79.46	15:28:13.607
3 -	1:28.641	1.374	80.37	15:29:42.248
4 -	1:27.919	0.652	81.03	15:31:10.167
5 -	1:27.756 (3)	0.489	81.18	15:32:37.923
6 -	1:29.132	1.865	79.93	15:34:07.055
7 -	1:27.802	0.535	81.14	15:35:34.857
8 -	1:27.741 (2)	0.474	81.20	15:37:02.598
9 -	1:27.904	0.637	81.05	15:38:30.502
10 -	1:27.966	0.699	80.99	15:39:58.468
11 -	1:29.666	2.399	79.45	15:41:28.134
12 -	1:27.917	0.650	81.03	15:42:56.051
13 -	1:27.267 (1)		81.64	15:44:23.318
14 -	1:28.406	1.139	80.59	15:45:51.724
15 -	1:29.969	2.702	79.18	15:47:21.693
16 -	1:27.897	0.630	81.05	15:48:49.590
17 -	1:28.012	0.745	80.95	15:50:17.602
18 -	1:28.748	1.481	80.27	15:51:46.350
19 -	1:27.757	0.490	81.18	15:53:14.107
20 -	1:28.029	0.762	80.93	15:54:42.136
21 -	1:47.826 P	20.559	66.07	15:56:29.962

P22 24 HAGAN/MAWHINNEY				
LAP	LAP TIME	DIFF	MPH	TIME OF DAY
1 -	1:44.671	16.207	68.06	15:26:52.721
2 -	1:32.618	4.154	76.92	15:28:25.339
3 -	1:30.629	2.165	78.61	15:29:55.968
4 -	1:30.272	1.808	78.92	15:31:26.240
5 -	1:32.359	3.895	77.14	15:32:58.599
6 -	1:30.270	1.806	78.92	15:34:28.869
7 -	1:31.743	3.279	77.65	15:36:00.612
8 -	1:30.123	1.659	79.05	15:37:30.735
9 -	1:29.344 (3)	0.880	79.74	15:39:00.079
10 -	1:29.627	1.163	79.49	15:40:29.706
11 -	1:30.318	1.854	78.88	15:42:00.024
12 -	1:29.843	1.379	79.30	15:43:29.867
13 -	1:28.464 (1)		80.53	15:44:58.331
14 -	1:29.105 (2)	0.641	79.95	15:46:27.436
15 -	1:29.592	1.128	79.52	15:47:57.028
16 -	1:29.572	1.108	79.54	15:49:26.600
17 -	1:29.865	1.401	79.28	15:50:56.465
18 -	1:44.652	16.188	68.07	15:52:41.117
19 -	1:34.138 P	5.674	75.68	15:54:15.255
20 -	2:50.800	1:22.336	41.71	15:57:06.055
21 -	1:49.711 P	21.247	64.94	15:58:55.766

P23 155 SMITH/KENDALL				
LAP	LAP TIME	DIFF	MPH	TIME OF DAY
1 -	1:30.107	4.182	79.06	15:26:38.157
2 -	1:26.258	0.333	82.59	15:28:04.415
3 -	1:26.380	0.455	82.48	15:29:30.795
4 -	1:26.188	0.263	82.66	15:30:56.983
5 -	1:26.137	0.212	82.71	15:32:23.120
6 -	1:26.200	0.275	82.65	15:33:49.320
7 -	1:26.453	0.528	82.41	15:35:15.773
8 -	1:26.171	0.246	82.68	15:36:41.944
9 -	1:26.005 (3)	0.080	82.83	15:38:07.949
10 -	1:25.943 (2)	0.018	82.89	15:39:33.892
11 -	1:25.925 (1)		82.91	15:40:59.817
12 -	1:26.137	0.212	82.71	15:42:25.954

Donington Park National
 Circuit Length = 1.9790 miles
 Start: 15:25 Flag 16:25 End: 16:27

Weather / Track : Cloudy / Dry

The SU Carburettors Masters Pre-66 Minis

RACE 10 - LAP ANALYSIS

DIFF = Difference To Personal Best Lap

13 - 1:26.999 1.074 81.89 15:43:52.953

P24 44 Tom BELL				
LAP	LAP TIME	DIFF	MPH	TIME OF DAY
1 -	1:31.259	4.826	78.07	15:26:39.309
2 -	1:27.018 (3)	0.585	81.87	15:28:06.327
3 -	1:28.543	2.110	80.46	15:29:34.870
4 -	1:28.253	1.820	80.72	15:31:03.123
5 -	1:27.905	1.472	81.04	15:32:31.028
6 -	1:26.433 (1)		82.42	15:33:57.461
7 -	1:26.598 (2)	0.165	82.27	15:35:24.059
8 -	1:33.366 P	6.933	76.30	15:36:57.425

P25 99 Kevin O'CONNOR				
LAP	LAP TIME	DIFF	MPH	TIME OF DAY
1 -	1:35.702	6.733	74.44	15:26:43.752
2 -	1:30.209	1.240	78.97	15:28:13.961
3 -	1:29.388 (3)	0.419	79.70	15:29:43.349
4 -	1:29.140 (2)	0.171	79.92	15:31:12.489
5 -	1:30.461	1.492	78.75	15:32:42.950
6 -	1:28.969 (1)		80.08	15:34:11.919
7 -	1:29.636	0.667	79.48	15:35:41.555
8 -	1:30.269	1.300	78.92	15:37:11.824

P26 16 CARLINO/LEWIS				
LAP	LAP TIME	DIFF	MPH	TIME OF DAY
1 -	1:44.094	10.749	68.44	15:26:52.144
2 -	1:35.251	1.906	74.79	15:28:27.395
3 -	1:33.647 (2)	0.302	76.07	15:30:01.042
4 -	1:33.824 (3)	0.479	75.93	15:31:34.866
5 -	1:33.838	0.493	75.92	15:33:08.704
6 -	1:33.934	0.589	75.84	15:34:42.638
7 -	1:33.345 (1)		76.32	15:36:15.983

P27 76 SWIFT/MORGAN				
LAP	LAP TIME	DIFF	MPH	TIME OF DAY
1 -	1:31.015 (2)	4.879	78.27	15:26:39.065
2 -	1:26.136 (1)		82.71	15:28:05.201

P28 71 Dan LEWIS				
LAP	LAP TIME	DIFF	MPH	TIME OF DAY
1 -	1:33.985 (1)		75.80	15:26:42.035
2 -	1:37.243 P	3.258	73.26	15:28:19.278

The SU Carburettors Masters Pre-66 Minis

RACE 10 - LAP CHART

LAP 1 @ 15:26:36.929			LAP 2 @ 15:28:03.522			LAP 3 @ 15:29:29.666			LAP 4 @ 15:30:55.767			LAP 5 @ 15:32:21.880		
NO	BEHIND	LAP TIME	NO	BEHIND	LAP TIME	NO	BEHIND	LAP TIME	NO	BEHIND	LAP TIME	NO	BEHIND	LAP TIME
46		1:28.879	46		1:26.593	20		1:25.968	20		1:26.101	20		1:26.113
20	0.656	1:29.535	20	0.176	1:26.113	46	0.356	1:26.500	46	0.169	1:25.914	46	0.156	1:26.100
155	1.228	1:30.107	155	0.893	1:26.258	155	1.129	1:26.380	155	1.216	1:26.188	155	1.240	1:26.137
151	1.714	1:30.593	151	1.461	1:26.340	151	1.812	1:26.495	151	2.012	1:26.301	151	2.539	1:26.640
76	2.136	1:31.015	76	1.679	1:26.136	44	5.204	1:28.543	25	6.527	1:26.922	25	7.571	1:27.157
44	2.380	1:31.259	44	2.805	1:27.018	25	5.706	1:27.537	44	7.356	1:28.253	5	8.711	1:27.362
77	3.140	1:32.019	25	4.313	1:27.604	5	6.559	1:27.146	5	7.462	1:27.004	44	9.148	1:27.905
25	3.302	1:32.181	77	5.147	1:28.600	21	7.555	1:27.850	21	9.058	1:27.604	21	9.697	1:26.752
88	4.403	1:33.282	5	5.557	1:27.743	77	7.693	1:28.690	77	9.357	1:27.765	77	11.308	1:28.064
5	4.407	1:33.286	21	5.849	1:27.756	88	8.385	1:27.971	88	9.858	1:27.574	88	11.990	1:28.245
21	4.686	1:33.565	88	6.558	1:28.748	888	11.812	1:28.455	45	14.400	1:27.919	45	16.043	1:27.756
71	5.106	1:33.985	100	9.182	1:30.469	45	12.582	1:28.641	888	14.706	1:28.995	101	16.174	1:27.556
100	5.306	1:34.185	888	9.501	1:30.289	101	13.009	1:28.752	101	14.731	1:27.823	888	16.727	1:28.134
888	5.805	1:34.684	45	10.085	1:29.652	100	13.463	1:30.425	100	16.583	1:29.221	177	19.776	1:28.156
101	6.028	1:34.907	101	10.401	1:30.966	99	13.683	1:29.388	99	16.722	1:29.140	99	21.070	1:30.461
99	6.823	1:35.702	99	10.439	1:30.209	177	15.491	1:28.969	177	17.733	1:28.343	100	21.422	1:30.952
45	7.026	1:35.905	177	12.666	1:28.796	82	16.007	1:29.123	82	18.302	1:28.396	82	21.790	1:29.601
54	8.810	1:37.689	54	12.714	1:30.497	54	16.679	1:30.109	54	19.093	1:28.515	54	21.941	1:28.961
215	9.744	1:38.623	82	13.028	1:28.601	215	17.148	1:30.255	215	20.067	1:29.020	215	22.615	1:28.661
177	10.463	1:39.342	215	13.037	1:29.886	171	18.456	1:29.760	171	22.045	1:29.690	171	26.367	1:30.435
82	11.020	1:39.899	171	14.840	1:30.210	70	23.017	1:31.401	70	27.541	1:30.625	70	31.990	1:30.562
171	11.223	1:40.102	71	15.756	1:37.243 P	28	24.293	1:32.116	15	29.302	1:30.847	15	34.579	1:31.390
70	12.871	1:41.750	70	17.760	1:31.482	15	24.556	1:31.095	28	30.062	1:31.870	24	36.719	1:32.359
28	13.532	1:42.411	28	18.321	1:31.382	24	26.302	1:30.629	24	30.473	1:30.272	141	37.600	1:31.541
141	14.493	1:43.372	15	19.605	1:31.688	141	26.602	1:32.514	141	32.172	1:31.671	28	37.632	1:33.683
15	14.510	1:43.389	141	20.232	1:32.332	16	31.376	1:33.647	16	39.099	1:33.824	16	46.824	1:33.838
16	15.215	1:44.094	24	21.817	1:32.618									
24	15.792	1:44.671	16	23.873	1:35.251									

Weather / Track : Cloudy / Dry

Donington Park National
 Circuit Length = 1.9790 miles
 Start: 15:25 Flag 16:25 End: 16:27

The SU Carburettors Masters Pre-66 Minis

RACE 10 - LAP CHART

LAP 6 @ 15:33:48.460			LAP 7 @ 15:35:14.579			LAP 8 @ 15:36:41.133			LAP 9 @ 15:38:07.313			LAP 10 @ 15:39:33.454		
NO	BEHIND	LAP TIME	NO	BEHIND	LAP TIME	NO	BEHIND	LAP TIME	NO	BEHIND	LAP TIME	NO	BEHIND	LAP TIME
46		1:26.424	46		1:26.119	20		1:26.446	20		1:26.180	20		1:26.141
20	0.075	1:26.655	20	0.108	1:26.152	46	0.164	1:26.718	46	0.294	1:26.310	46	0.233	1:26.080
155	0.860	1:26.200	155	1.194	1:26.453	155	0.811	1:26.171	155	0.636	1:26.005	155	0.438	1:25.943
151	2.964	1:27.005	151	4.400	1:27.555	151	5.150	1:27.304	151	6.278	1:27.308	151	7.824	1:27.687
25	8.052	1:27.061	25	8.683	1:26.750	5	10.120	1:27.725	5	11.496	1:27.556	5	12.873	1:27.518
5	8.727	1:26.596	5	8.949	1:26.341	25	10.280	1:28.151	25	11.577	1:27.477	25	13.188	1:27.752
44	9.001	1:26.433	44	9.480	1:26.598	21	13.049	1:27.465	21	14.981	1:28.112	21	16.464	1:27.624
21	10.607	1:27.490	21	12.138	1:27.650	44	16.292	1:33.366 P	77	19.290	1:28.436	77	21.333	1:28.184
77	12.637	1:27.909	77	14.608	1:28.090	77	17.034	1:28.980	101	19.978	1:27.434	101	21.552	1:27.715
88	13.287	1:27.877	88	15.284	1:28.116	88	17.432	1:28.702	88	22.574	1:31.322	88	24.676	1:28.243
101	17.016	1:27.422	101	17.979	1:27.082	101	18.724	1:27.299	45	23.189	1:27.904	45	25.014	1:27.966
45	18.595	1:29.132	45	20.278	1:27.802	45	21.465	1:27.741	177	23.882	1:27.513	177	25.184	1:27.443
888	18.778	1:28.631	888	20.790	1:28.131	888	22.081	1:27.845	888	24.183	1:28.282	888	25.571	1:27.529
177	20.731	1:27.535	177	21.976	1:27.364	177	22.549	1:27.127	100	32.438	1:28.855	100	35.180	1:28.883
100	23.347	1:28.505	100	26.803	1:29.575	100	29.763	1:29.514	82	33.491	1:28.716	215	35.849	1:28.216
99	23.459	1:28.969	99	26.976	1:29.636	99	30.691	1:30.269	215	33.774	1:28.622	82	36.792	1:29.442
82	23.987	1:28.777	82	27.072	1:29.204	82	30.955	1:30.437	54	34.775	1:29.247	54	37.152	1:28.518
54	24.658	1:29.297	54	27.442	1:28.903	215	31.332	1:29.868	171	41.267	1:29.826	171	45.000	1:29.874
215	25.146	1:29.111	215	28.018	1:28.991	54	31.708	1:30.820	70	47.826	1:30.160	70	52.695	1:31.010
171	29.754	1:29.967	171	34.055	1:30.420	171	37.621	1:30.120	24	52.766	1:29.344	24	56.252	1:29.627
70	35.603	1:30.193	70	39.487	1:30.003	70	43.846	1:30.913	15	55.387	1:30.269	15	1:00.052	1:30.806
15	40.073	1:32.074	24	46.033	1:31.743	24	49.602	1:30.123	141	56.026	1:30.406	141	1:00.864	1:30.979
24	40.409	1:30.270	15	46.639	1:32.685	15	51.298	1:31.213	28	58.599	1:31.337	28	1:03.922	1:31.464
141	42.258	1:31.238	141	47.463	1:31.324	141	51.800	1:30.891						
28	43.604	1:32.552	28	48.715	1:31.230	28	53.442	1:31.281						
16	54.178	1:33.934	16	1:01.404	1:33.345									

Weather / Track : Cloudy / Dry

Donington Park National
 Circuit Length = 1.9790 miles
 Start: 15:25 Flag 16:25 End: 16:27

The SU Carburetors Masters Pre-66 Minis

RACE 10 - LAP CHART

LAP 11 @ 15:40:59.490			LAP 12 @ 15:42:25.762			LAP 13 @ 15:43:51.700			LAP 14 @ 15:45:18.069			LAP 15 @ 15:46:43.947		
NO	BEHIND	LAP TIME	NO	BEHIND	LAP TIME	NO	BEHIND	LAP TIME	NO	BEHIND	LAP TIME	NO	BEHIND	LAP TIME
20		1:26.036	20		1:26.272	20		1:25.938	20		1:26.369	20		1:25.878
155	0.327	1:25.925	155	0.192	1:26.137	46	1.185	1:26.761	46	1.143	1:26.327	46	1.947	1:26.682
46	0.721	1:26.524	46	0.362	1:25.913	155	1.253	1:26.999	28	1 Lap	1:37.635	28	1 Lap	1:32.460
151	9.220	1:27.432	151	10.627	1:27.679	151	12.111	1:27.422	151	13.496	1:27.754	151	14.964	1:27.346
25	14.044	1:26.892	5	15.020	1:27.245	25	17.507	1:28.136	5	19.287	1:28.075	25	21.236	1:27.696
5	14.047	1:27.210	25	15.309	1:27.537	5	17.581	1:28.499	25	19.418	1:28.280	5	21.417	1:28.008
21	18.807	1:28.379	21	20.821	1:28.286	21	23.062	1:28.179	21	25.652	1:28.959	21	27.854	1:28.080
77	23.999	1:28.702	101	25.450	1:27.615	101	27.008	1:27.496	101	27.782	1:27.143	101	28.829	1:26.925
101	24.107	1:28.591	77	26.121	1:28.394	77	27.556	1:27.373	77	28.540	1:27.353	77	29.700	1:27.038
88	26.132	1:27.492	88	27.218	1:27.358	88	28.274	1:26.994	88	29.158	1:27.253	88	30.358	1:27.078
177	26.943	1:27.795	177	27.700	1:27.029	177	28.944	1:27.182	177	29.863	1:27.288	177	30.661	1:26.676
45	28.644	1:29.666	45	30.289	1:27.917	45	31.618	1:27.267	45	33.655	1:28.406	888	37.411	1:29.542
888	28.879	1:29.344	888	31.100	1:28.493	888	32.438	1:27.276	888	33.747	1:27.678	45	37.746	1:29.969
100	37.957	1:28.813	100	40.376	1:28.691	100	42.883	1:28.445	215	44.846	1:28.268	215	47.445	1:28.477
215	38.317	1:28.504	215	40.809	1:28.764	215	42.947	1:28.076	82	45.158	1:28.365	82	47.677	1:28.397
82	39.296	1:28.540	82	40.970	1:27.946	82	43.162	1:28.130	100	45.762	1:29.248	100	48.051	1:28.167
54	39.933	1:28.817	54	42.488	1:28.827	54	44.258	1:27.708	54	46.557	1:28.668	54	48.387	1:27.708
171	48.849	1:29.885	171	52.252	1:29.675	171	56.698	1:30.384	171	1:00.176	1:29.847	171	1:03.815	1:29.517
70	57.362	1:30.703	70	1:00.768	1:29.678	70	1:05.190	1:30.360	70	1:09.007	1:30.186	24	1:13.081	1:29.592
24	1:00.534	1:30.318	24	1:04.105	1:29.843	24	1:06.631	1:28.464	24	1:09.367	1:29.105	70	1:13.747	1:30.618
15	1:04.545	1:30.529	15	1:09.096	1:30.823	15	1:14.451	1:31.293	15	1:19.069	1:30.987	15	1:24.259	1:31.068
141	1:05.408	1:30.580	141	1:09.324	1:30.188	141	1:15.580	1:32.194	141	1:20.099	1:30.888	141	1:25.111	1:30.890
28	1:09.523	1:31.637	28	1:22.005	1:38.754									

Weather / Track : Cloudy / Dry

The SU Carburetors Masters Pre-66 Minis

RACE 10 - LAP CHART

LAP 16 @ 15:48:09.924			LAP 17 @ 15:49:36.981			LAP 18 @ 15:51:03.537			LAP 19 @ 15:52:30.281			LAP 20 @ 15:53:58.985		
NO	BEHIND	LAP TIME	NO	BEHIND	LAP TIME	NO	BEHIND	LAP TIME	NO	BEHIND	LAP TIME	NO	BEHIND	LAP TIME
20		1:25.977	20		1:27.057	20		1:26.556	20		1:26.744	20		1:28.704 P
46	2.615	1:26.645	15	1 Lap	1:30.697	46	2.374	1:26.552	46	2.390	1:26.760	46	0.191	1:26.505
151	16.925	1:27.938	46	2.378	1:26.820	15	1 Lap	1:31.158	24	1 Lap	1:44.652	24	1 Lap	1:34.138 P
28	1 Lap	1:32.201	141	1 Lap	1:31.310	141	1 Lap	1:29.995	15	1 Lap	1:32.112	15	1 Lap	1:34.914 P
5	22.494	1:27.054	151	18.089	1:28.221	151	19.444	1:27.911	141	1 Lap	1:36.536 P	25	25.367	1:27.913
25	23.208	1:27.949	5	22.977	1:27.540	5	23.954	1:27.533	151	24.574	1:31.874 P	5	27.104	1:30.089 P
21	30.016	1:28.139	25	23.504	1:27.353	25	24.265	1:27.317	5	25.719	1:28.509	77	36.085	1:28.110
101	30.179	1:27.327	28	1 Lap	1:32.555	28	1 Lap	1:30.962	25	26.158	1:28.637	177	38.670	1:29.757 P
77	31.001	1:27.278	21	31.249	1:28.290	77	34.427	1:28.887	77	36.679	1:28.996	88	39.925	1:30.545 P
88	31.840	1:27.459	101	31.795	1:28.673	101	34.580	1:29.341	28	1 Lap	1:33.762 P	45	43.151	1:28.029
177	32.239	1:27.555	88	32.088	1:27.305	21	34.717	1:30.024	177	37.617	1:29.362	100	1 Lap	1:29.489
888	39.244	1:27.810	77	32.096	1:28.152	88	34.794	1:29.262	88	38.084	1:30.034	215	1 Lap	2:49.734
45	39.666	1:27.897	177	33.382	1:28.200	177	34.999	1:28.173	101	38.870	1:31.034 P	54	1:04.910	1:33.167 P
215	49.853	1:28.385	888	40.199	1:28.012	45	42.813	1:28.748	21	39.757	1:31.784 P	82	1 Lap	2:56.881
100	51.470	1:29.396	45	40.621	1:28.012	888	48.917	1:35.274	45	43.826	1:27.757	171	1:19.067	1:30.192
82	51.833	1:30.133	215	51.448	1:28.652	215	56.062	1:31.170 P	100	1 Lap	2:45.796	70	1 Lap	1:31.755
54	51.968	1:29.558	54	54.703	1:29.792	54	57.501	1:29.354	888	54.766	1:32.593 P			
171	1:07.884	1:30.046	100	55.639	1:31.226 P	82	1:07.807	1:33.830 P	54	1:00.447	1:29.690			
24	1:16.676	1:29.572	82	1:00.533	1:35.757	171	1:14.248	1:29.705	171	1:17.579	1:30.075			
70	1:18.243	1:30.473	171	1:11.099	1:30.272				70	1 Lap	2:50.172			
			24	1:19.484	1:29.865									
			70	1:24.232	1:33.046 P									

Weather / Track : Cloudy / Dry

Donington Park National
 Circuit Length = 1.9790 miles
 Start: 15:25 Flag 16:25 End: 16:27

The SU Carburetors Masters Pre-66 Minis

RACE 10 - LAP CHART

LAP 21 @ 15:55:28.377			LAP 22 @ 15:57:22.068			LAP 23 @ 15:59:34.249			LAP 24 @ 16:01:00.735			LAP 25 @ 16:02:27.248		
NO	BEHIND	LAP TIME	NO	BEHIND	LAP TIME	NO	BEHIND	LAP TIME	NO	BEHIND	LAP TIME	NO	BEHIND	LAP TIME
46		1:29.201 P	25		1:30.592 P	20		1:26.197	20		1:26.486	20		1:26.513
151	1 Lap	2:43.967	88	1 Lap	2:45.894	171	1 Lap	2:47.882	82	1 Lap	1:29.067	82	1 Lap	1:28.128
141	2 Laps	2:55.896	21	1 Lap	1:31.082	46	8.102	1:27.881	54	1 Lap	1:33.747	46	9.366	1:27.125
25	23.099	1:27.124	101	1 Lap	1:27.952	70	1 Lap	1:29.268	46	8.754	1:27.138	54	1 Lap	1:33.710
21	1 Lap	2:44.363	28	2 Laps	1:32.376	151	30.213	1:28.572	171	1 Lap	1:30.804	171	1 Lap	1:29.960
101	1 Lap	2:50.031	177	1 Lap	2:56.405	5	35.052	1:29.243	70	1 Lap	1:29.578	70	1 Lap	1:30.668
28	2 Laps	2:54.041	888	1 Lap	1:36.684	15	1 Lap	1:31.294	151	32.797	1:29.070	151	35.436	1:29.152
77	37.177	1:30.484 P	100	1 Lap	1:29.041	141	1 Lap	1:31.053	5	37.009	1:28.443	5	39.623	1:29.127
888	1 Lap	2:43.681	215	1 Lap	1:28.943	25	43.907	2:56.088	15	1 Lap	1:30.460	15	1 Lap	1:31.643
100	1 Lap	1:29.063	54	1 Lap	2:52.288	77	44.604	1:28.931	141	1 Lap	1:30.534	77	49.222	1:28.729
215	1 Lap	1:29.304	82	1 Lap	1:28.224	88	46.315	1:27.713	77	47.006	1:28.888	88	49.537	1:28.568
45	1:01.585	1:47.826 P	20	45.984	1:26.282	101	48.978	1:27.980	88	47.482	1:27.653	141	1 Lap	1:31.748
82	1 Lap	1:27.881	46	52.402	2:46.093	28	1 Lap	1:31.636	25	48.665	1:31.244	25	52.186	1:30.034
20	1:13.393	2:42.785	70	1 Lap	1:29.263	888	1:08.855	1:28.793	101	50.455	1:27.963	101	52.354	1:28.412
171	1:23.138	1:33.463 P	151	1:13.822	1:28.529	100	1:09.502	1:28.781	28	1 Lap	1:31.308	28	1 Lap	1:31.011
70	1 Lap	1:29.422	15	1 Lap	1:32.162	215	1:14.322	1:31.187	888	1:10.755	1:28.386	888	1:12.921	1:28.679
24	1 Lap	2:50.800	5	1:17.990	1:28.905				100	1:11.498	1:28.482	100	1:13.780	1:28.795
15	1 Lap	2:49.873	141	1 Lap	1:31.263				215	1:17.506	1:29.670	215	1:21.172	1:30.179
151	1:38.984	1:28.539	77	1:27.854	2:44.368									
5	1:42.776	2:45.064	88	1:30.783	1:28.047									
141	1 Lap	1:30.910	101	1:33.179	1:28.113									
			24	1 Lap	1:49.711 P									
			21	1:34.637	1:31.222									
			28	1 Lap	1:31.412									
			888	1:52.243	1:28.899									
			100	1:52.902	1:28.961									
			215	1:55.316	1:29.804									
			177	2:08.350	1:56.358 P									
			54	2:08.545	1:34.430									
			82	2:10.885	1:28.623									

Weather / Track : Cloudy / Dry

Donington Park National
 Circuit Length = 1.9790 miles
 Start: 15:25 Flag 16:25 End: 16:27

The SU Carburetors Masters Pre-66 Minis

RACE 10 - LAP CHART

LAP 26 @ 16:03:53.790			LAP 27 @ 16:05:20.235			LAP 28 @ 16:06:47.064			LAP 29 @ 16:08:13.679			LAP 30 @ 16:09:40.700		
NO	BEHIND	LAP TIME	NO	BEHIND	LAP TIME	NO	BEHIND	LAP TIME	NO	BEHIND	LAP TIME	NO	BEHIND	LAP TIME
20		1:26.542	20		1:26.445	20		1:26.829	20		1:26.615	20		1:27.021
82	1 Lap	1:27.966	82	1 Lap	1:28.139	215	1 Lap	1:30.194	28	2 Laps	1:31.407	28	2 Laps	1:31.812
46	9.545	1:26.721	46	10.328	1:27.228	82	1 Lap	1:27.958	215	1 Lap	1:29.487	215	1 Lap	1:30.288
54	1 Lap	1:33.048	171	1 Lap	1:30.722	46	11.018	1:27.519	82	1 Lap	1:28.403	82	1 Lap	1:28.293
171	1 Lap	1:31.181	54	1 Lap	1:33.490	171	1 Lap	1:30.505	46	16.820	1:32.417 P	171	1 Lap	1:30.481
70	1 Lap	1:33.200	70	1 Lap	1:30.478	54	1 Lap	1:33.707	171	1 Lap	1:30.566	70	1 Lap	1:28.934
151	37.666	1:28.772	151	39.762	1:28.541	70	1 Lap	1:28.554	54	1 Lap	1:34.027	54	1 Lap	1:33.437
5	42.382	1:29.301	5	44.826	1:28.889	151	41.792	1:28.859	70	1 Lap	1:29.037	151	46.294	1:29.132
177	3 Laps	5:07.959	177	3 Laps	1:33.569	5	46.455	1:28.458	151	44.183	1:29.006	5	51.260	1:29.023
15	1 Lap	1:31.276	88	52.983	1:28.268	88	54.582	1:28.428	5	49.258	1:29.418	77	58.071	1:28.201
88	51.160	1:28.165	77	53.387	1:28.182	77	55.115	1:28.557	88	56.380	1:28.413	88	59.738	1:30.379
77	51.650	1:28.970	15	1 Lap	1:31.040	101	57.585	1:29.051	77	56.891	1:28.391	101	59.977	1:27.564
101	53.857	1:28.045	101	55.363	1:27.951	177	3 Laps	1:34.725	101	59.434	1:28.464	25	1:07.383	1:30.519
25	55.986	1:30.342	25	58.582	1:29.041	15	1 Lap	1:31.964	15	1 Lap	1:30.371	15	1 Lap	1:31.763
141	1 Lap	1:31.544	141	1 Lap	1:30.508	25	1:00.264	1:28.511	25	1:03.885	1:30.236	141	1 Lap	1:31.568
888	1:15.848	1:29.469	888	1:17.816	1:28.413	141	1 Lap	1:30.295	177	3 Laps	1:33.691	177	3 Laps	1:33.563
100	1:16.511	1:29.273	100	1:18.911	1:28.845	888	1:19.302	1:28.315	141	1 Lap	1:30.646	888	1:22.878	1:28.956
28	1 Lap	1:32.485	28	1 Lap	1:30.734	100	1:20.175	1:28.093	888	1:20.943	1:28.256	100	1:23.993	1:28.742
215	1:24.153	1:29.523							100	1:22.272	1:28.712			

Weather / Track : Cloudy / Dry

The SU Carburettors Masters Pre-66 Minis

RACE 10 - LAP CHART

LAP 31 @ 16:11:07.513			LAP 32 @ 16:12:34.412			LAP 33 @ 16:14:02.294			LAP 34 @ 16:15:30.596			LAP 35 @ 16:16:58.251		
NO	BEHIND	LAP TIME	NO	BEHIND	LAP TIME	NO	BEHIND	LAP TIME	NO	BEHIND	LAP TIME	NO	BEHIND	LAP TIME
20		1:26.813	20		1:26.899	20		1:27.882	20		1:28.302	20		1:27.655
28	2 Laps	1:31.695	82	1 Lap	1:30.242	100	1 Lap	1:29.218	100	1 Lap	1:28.883	100	1 Lap	1:28.688
215	1 Lap	1:30.068	215	1 Lap	1:31.636	82	1 Lap	1:27.663	177	4 Laps	1:34.835	177	4 Laps	1:33.795
82	1 Lap	1:27.565	28	2 Laps	1:46.797	215	1 Lap	1:29.477	82	1 Lap	1:28.477	82	1 Lap	1:28.348
171	1 Lap	1:30.414	171	1 Lap	1:30.497	28	2 Laps	1:33.977	215	1 Lap	1:29.175	215	1 Lap	1:29.755
70	1 Lap	1:29.627	70	1 Lap	1:29.399	171	1 Lap	1:29.972	28	2 Laps	1:35.517	28	2 Laps	1:33.514
151	49.089	1:29.608	151	51.894	1:29.704	70	1 Lap	1:29.300	171	1 Lap	1:30.439	171	1 Lap	1:32.662
54	1 Lap	1:34.078	5	55.800	1:29.622	151	53.237	1:29.225	70	1 Lap	1:29.384	70	1 Lap	1:29.508
5	53.077	1:28.630	54	1 Lap	1:33.332	5	56.473	1:28.555	151	53.063	1:28.128	151	54.302	1:28.894
77	59.353	1:28.095	77	1:01.285	1:28.831	77	1:02.366	1:28.963	5	57.982	1:29.811	5	59.775	1:29.448
101	1:00.113	1:26.949	88	1:01.466	1:27.901	88	1:02.809	1:29.225	77	1:02.378	1:28.314	88	1:02.435	1:27.556
88	1:00.464	1:27.539	101	1:01.860	1:28.646	101	1:03.311	1:29.333	88	1:02.534	1:28.027	77	1:02.913	1:28.190
25	1:09.436	1:28.866	25	1:11.568	1:29.031	54	1 Lap	1:35.758	101	1:02.802	1:27.793	101	1:03.246	1:28.099
15	1 Lap	1:30.663	15	1 Lap	1:31.092	25	1:12.953	1:29.267	54	1 Lap	1:33.521	25	1:16.339	1:30.044
141	1 Lap	1:30.432	141	1 Lap	1:30.042	15	1 Lap	1:31.231	25	1:13.950	1:29.299	54	1 Lap	1:33.771
177	3 Laps	1:33.005	177	3 Laps	1:32.666	141	1 Lap	1:29.593	15	1 Lap	1:31.555	15	1 Lap	1:30.822
888	1:24.334	1:28.269	888	1:25.816	1:28.381				141	1 Lap	1:30.852	141	1 Lap	1:30.801
100	1:26.381	1:29.201												

Weather / Track : Cloudy / Dry

Donington Park National
 Circuit Length = 1.9790 miles
 Start: 15:25 Flag 16:25 End: 16:27

The SU Carburettors Masters Pre-66 Minis

RACE 10 - LAP CHART

LAP 36 @ 16:18:25.610			LAP 37 @ 16:19:54.367			LAP 38 @ 16:21:22.464			LAP 39 @ 16:22:50.344			LAP 40 @ 16:24:18.743		
NO	BEHIND	LAP TIME	NO	BEHIND	LAP TIME	NO	BEHIND	LAP TIME	NO	BEHIND	LAP TIME	NO	BEHIND	LAP TIME
20		1:27.359	20		1:28.757	20		1:28.097	20		1:27.880	20		1:28.399
100	1 Lap	1:28.972	141	2 Laps	1:31.549	54	2 Laps	1:35.013	141	2 Laps	1:30.620	100	1 Lap	1:29.131
177	4 Laps	1:33.075	15	2 Laps	1:32.420	141	2 Laps	1:30.189	100	1 Lap	1:29.893	141	2 Laps	1:31.048
82	1 Lap	1:28.337	100	1 Lap	1:29.173	15	2 Laps	1:31.438	54	2 Laps	1:34.042	15	2 Laps	1:32.644
215	1 Lap	1:29.380	82	1 Lap	1:28.061	100	1 Lap	1:29.407	15	2 Laps	1:30.639	54	2 Laps	1:35.007
171	1 Lap	1:31.414	177	4 Laps	1:33.742	82	1 Lap	1:28.059	82	1 Lap	1:27.900	82	1 Lap	1:28.391
28	2 Laps	1:32.532	215	1 Lap	1:29.104	215	1 Lap	1:29.696	215	1 Lap	1:30.189	215	1 Lap	1:30.826
151	56.071	1:29.128	171	1 Lap	1:30.523	177	4 Laps	1:33.016	177	4 Laps	1:32.533	177	4 Laps	1:33.488
70	1 Lap	1:36.260	151	57.624	1:30.310	171	1 Lap	1:30.173	151	57.897	1:28.183	151	57.250	1:27.752
5	1:02.077	1:29.661	28	2 Laps	1:32.485	151	57.594	1:28.067	171	1 Lap	1:29.751	88	1:00.158	1:27.822
88	1:02.499	1:27.423	70	1 Lap	1:30.247	88	1:01.478	1:27.741	88	1:00.735	1:27.137	171	1 Lap	1:29.964
77	1:03.542	1:27.988	88	1:01.834	1:28.092	28	2 Laps	1:32.066	101	1:01.560	1:26.913	101	1:01.256	1:28.095
101	1:03.680	1:27.793	101	1:03.314	1:28.391	70	1 Lap	1:29.240	70	1 Lap	1:29.123	70	1 Lap	1:28.155
25	1:18.759	1:29.779	77	1:04.492	1:29.707	101	1:02.527	1:27.310	77	1:04.496	1:28.231	77	1:03.397	1:27.300
54	1 Lap	1:32.962	5	1:05.029	1:31.709	77	1:04.145	1:27.750	28	2 Laps	1:33.782	28	2 Laps	1:31.799
			25	1:19.099	1:29.097	5	1:06.138	1:29.206	5	1:08.108	1:29.850	25	1:23.706	1:30.055
						25	1:20.704	1:29.702	25	1:22.050	1:29.226			

Weather / Track : Cloudy / Dry

Donington Park National
 Circuit Length = 1.9790 miles
 Start: 15:25 Flag 16:25 End: 16:27

The SU Carburettors Masters Pre-66 Minis

RACE 10 - LAP CHART

LAP 41 @ 16:25:49.680

NO	BEHIND	LAP TIME
20		1:30.937
5	1 Lap	1:53.826 P
100	1 Lap	1:29.149
141	2 Laps	1:29.894
82	1 Lap	1:28.634
15	2 Laps	1:31.186
54	2 Laps	1:32.690
215	1 Lap	1:30.628
177	4 Laps	1:32.451
151	54.313	1:28.000
88	56.900	1:27.679
101	57.208	1:26.889
171	1 Lap	1:29.886
77	1:00.658	1:28.198
70	1 Lap	1:39.392
28	2 Laps	1:32.502
25	1:23.138	1:30.369

Weather / Track : Cloudy / Dry

Results can be found at www.tsl-timing.com

Page 9 of 9

Donington Park National
Circuit Length = 1.9790 miles
Start: 15:25 Flag 16:25 End: 16:27

Printed - 16:30 Sunday, 09 June 2019

The SU Carburettors Masters Pre-66 Minis

RACE 10 - POSITION CHART

No	Name	Lap Pos																																			
			1	2	3	4	5	6	7	8	9	10	11	12	13	14	15	16	17	18	19	20	21	22	23	24	25	26	27	28	29	30	31	32			
155	SMITH/KENDALL	1	46	46	20	20	20	46	46	20	20	20	20	20	20	20	20	20	20	20	20	20	20	20	20	20	20	20	20	20	20	20	20	20	20	20	
46	CURLEY/SOLLIS	2	20	20	46	46	46	20	20	46	46	46	155	155	46	46	46	46	46	46	46	46	46	25	20	46	46	46	46	46	46	46	46	151	151	151	
151	STAFFORD	3	155	155	155	155	155	155	155	155	155	46	46	155	151	151	151	151	151	151	151	151	25	77	46	151	151	151	151	151	151	151	151	5	5	5	
20	OWENS	4	151	151	151	151	151	151	151	151	151	151	151	151	5	25	5	5	5	5	5	5	5	45	151	5	5	5	5	5	5	5	5	5	77	77	77
76	SWIFT/MORGAN	5	76	76	44	25	25	25	25	5	5	5	25	5	25	25	5	25	25	25	25	25	77	20	5	25	77	77	88	88	88	88	88	88	101	88	
44	BELL	6	44	44	25	44	5	5	5	25	25	25	5	25	5	21	21	21	21	77	77	177	171	77	77	88	88	77	77	77	77	101	88	101			
77	BURNETT	7	77	25	5	5	44	44	44	21	21	21	21	21	21	101	101	101	101	101	177	88	151	88	88	25	25	101	101	101	101	25	25	25			
88	PADDY	8	25	77	21	21	21	21	21	44	77	77	77	101	101	77	77	77	88	21	88	45	5	101	101	101	101	25	25	25	25	888	888	888			
16	CARLINO/LEWIS	9	88	5	77	77	77	77	77	77	101	101	101	77	77	88	88	88	77	88	101	54	88	21	888	888	888	888	888	888	888	888	100	100	100		
71	LEWIS	10	5	21	88	88	88	88	88	88	88	88	88	88	88	177	177	177	177	177	21	171	21	888	100	100	100	100	100	100	100	215	82	82			
5	EKORNESS/SOLHEIM	11	21	88	888	45	45	101	101	101	45	45	177	177	177	45	888	888	888	45	45	151	101	100	215	215	215	215	215	215	215	215	82	215	215		
21	EDGECOMBE	12	71	100	45	888	101	45	45	45	177	177	45	45	45	888	45	45	45	888	888	21	177	215	82	82	82	82	82	82	82	82	171	171	171		
45	OGDEN	13	100	888	101	101	888	888	888	888	888	888	888	888	888	215	215	215	215	215	215	54	101	888	177	54	54	54	171	171	171	171	70	70	70		
25	B SIME/J SIME	14	888	45	100	100	177	177	177	177	100	100	100	100	100	82	82	100	54	54	171	888	100	54	171	171	171	54	54	54	70	54	54	54			
100	STREEK	15	101	101	99	99	99	100	100	100	82	215	215	215	215	100	100	82	100	82	24	100	215	82	70	70	70	70	70	70	54	15	15	15			
54	B NAIRN/C NAIRN	16	99	99	177	177	100	99	99	99	215	82	82	82	82	54	54	54	82	171	15	215	54	171	15	15	15	15	15	15	15	15	141	141	141		
70	JONES/HARMER	17	45	177	82	82	82	82	82	82	54	54	54	54	54	171	171	171	171	24	100	82	82	70	141	141	141	141	141	141	141	141	28	28	28		
99	O'CONNOR	18	54	54	54	54	54	54	54	215	171	171	171	171	171	70	24	24	24	15	215	70	70	15	28	28	28	28	28	28	28	28	177	177	177		
177	HARTOGS/NUTHALL	19	215	82	215	215	215	215	215	54	70	70	70	70	70	24	70	70	70	141	82	24	15	141	177	177	177	177	177	177	177	177	177	177	177		
888	WHEELER	20	177	215	171	171	171	171	171	171	24	24	24	24	24	15	15	15	15	15	28	70	15	141	28												
101	WOODROW	21	82	171	70	70	70	70	70	15	15	15	15	15	141	141	141	141	141	100	141	141	24														
82	H & R DEATH	22	171	71	28	15	15	15	24	24	141	141	141	141	141	28	28	28	28	28	70	28	28	28													
215	CHURCHILL/BALDWIN	23	70	70	15	28	24	24	15	15	28	28	28	28	28																						
171	WARR	24	28	28	24	24	141	141	141	141																											
28	LOW	25	141	15	141	141	28	28	28	28																											
141	LONGDON	26	15	141	16	16	16	16	16																												
24	HAGAN/MAWHINNEY	27	16	24																																	
15	KENT	28	24	16																																	

Weather / Track : Cloudy / Dry

Donington Park National
 Circuit Length = 1.9790 miles
 Start: 15:25 Flag 16:25 End: 16:27

The SU Carburettors Masters Pre-66 Minis

RACE 10 - POSITION CHART

No	Name	Lap									
		Pos	33	34	35	36	37	38	39	40	41
155	SMITH/KENDALL	1	20	20	20	20	20	20	20	20	20
46	CURLEY/SOLLIS	2	151	151	151	151	151	151	151	151	151
151	STAFFORD	3	5	5	5	5	88	88	88	88	88
20	OWENS	4	77	77	88	88	101	101	101	101	101
76	SWIFT/MORGAN	5	88	88	77	77	77	77	77	77	77
44	BELL	6	101	101	101	101	5	5	5	25	25
77	BURNETT	7	25	25	25	25	25	25	25	5	
88	PADDY	8	100	100	100	100	100	100	100	100	100
16	CARLINO/LEWIS	9	82	82	82	82	82	82	82	82	82
71	LEWIS	10	215	215	215	215	215	215	215	215	215
5	EKORNESS/SOLHEIM	11	171	171	171	171	171	171	171	171	171
21	EDGECOMBE	12	70	70	70	70	70	70	70	70	70
45	OGDEN	13	54	54	54	54	141	141	141		
25	B SIME/J SIME	14	15	15	141	141	54	15	15		
100	STREEK	15	141	141	15	15	15	54	54		
54	B NAIRN/C NAIRN	16	28	28	28	28	28	28	28	28	
70	JONES/HARMER	17	177	177	177	177	177				
99	O'CONNOR	18									
177	HARTOGS/NUTHALL	19									
888	WHEELER	20									
101	WOODROW	21									
82	H & R DEATH	22									
215	CHURCHILL/BALDWIN	23									
171	WARR	24									
28	LOW	25									
141	LONGDON	26									
24	HAGAN/MAWHINNEY	27									
15	KENT	28									

Weather / Track : Cloudy / Dry

The SU Carburettors Masters Pre-66 Minis

RACE 10 - STATISTICS

Competitors Started 28
Planned Start 2019-06-09 @ 15:25:00.000
Actual Start 2019-06-09 @ 15:25:08.050
Finish Time 2019-06-09 @ 16:25:49.679
Track Length 1.9790mi.
Total Laps 844
Total Distance Covered 1670.3327mi.

Session Fastest Lap History

NO	NAME	LAP TIME	TIME OF DAY	LAP	VEHICLE
46	CURLEY/SOLLIS	1:28.879	15:26:36.925	1	Austin Mini Cooper S
46	CURLEY/SOLLIS	1:26.593	15:28:03.520	2	Austin Mini Cooper S
20	Endaf OWENS	1:26.113	15:28:03.696	2	Austin Mini Cooper S
20	Endaf OWENS	1:25.968	15:29:29.661	3	Austin Mini Cooper S
46	CURLEY/SOLLIS	1:25.914	15:30:55.932	4	Austin Mini Cooper S
46	CURLEY/SOLLIS	1:25.913	15:42:26.117	12	Austin Mini Cooper S
20	Endaf OWENS	1:25.878	15:46:43.943	15	Austin Mini Cooper S

Session Leader History

NO	NAME	FROM LAP	LAPS LED	DISTANCE	VEHICLE
46	CURLEY/SOLLIS	1	2	3.92 miles	Austin Mini Cooper S
20	Endaf OWENS	3	3	5.93 miles	Austin Mini Cooper S
46	CURLEY/SOLLIS	6	2	3.95 miles	Austin Mini Cooper S
20	Endaf OWENS	8	13	25.72 miles	Austin Mini Cooper S
46	CURLEY/SOLLIS	21	1	1.97 miles	Austin Mini Cooper S
25	B SIME/J SIME	22	1	1.97 miles	Morris Mini Cooper S
20	Endaf OWENS	23	19	37.60 miles	Austin Mini Cooper S

Flag History

TYPE	TIME OF DAY
GREEN	15:25:08.050
FINISH	16:25:49.679

Flag Statistics

TYPE	COUNT	TOTAL LAPS	TOTAL TIME
Green	1	41	1:02:28.920
Red	0	0	0.000
Safety Car	0	0	0.000
FCY	0	0	0.000

Weather / Track : Cloudy / Dry

These results are provisional until the conclusion of any judicial and technical matters.

Donington Park National
 Circuit Length = 1.9790 miles
 Start: 15:25 Flag 16:25 End: 16:27

Clerk Of Course :	Timekeeper :
-------------------	--------------

The SU Carburettors Masters Pre-66 Minis

RACE 10 - PIT STOP ANALYSIS

P1 20 Endaf OWENS				
STOP	IN TIME	STOP TIME	TOTAL TIME	OUT TIME
1 -	15:53:58.985	1:19.237	1:19.237	15:55:18.222

P2 151 Elliot STAFFORD				
STOP	IN TIME	STOP TIME	TOTAL TIME	OUT TIME
1 -	15:52:54.855	1:18.815	1:18.815	15:54:13.670

P3 88 Nick PADDY				
STOP	IN TIME	STOP TIME	TOTAL TIME	OUT TIME
1 -	15:54:38.910	1:19.630	1:19.630	15:55:58.540

P4 77 Mark BURNETT				
STOP	IN TIME	STOP TIME	TOTAL TIME	OUT TIME
1 -	15:56:05.554	1:17.601	1:17.601	15:57:23.155

P5 101 Stephen WOODROW				
STOP	IN TIME	STOP TIME	TOTAL TIME	OUT TIME
1 -	15:53:09.151	1:24.872	1:24.872	15:54:34.023

P6 25 B SIME/J SIME				
STOP	IN TIME	STOP TIME	TOTAL TIME	OUT TIME
1 -	15:57:22.068	1:26.987	1:26.987	15:58:49.055

P7 5 EKORNESS/SOLHEIM				
STOP	IN TIME	STOP TIME	TOTAL TIME	OUT TIME
1 -	15:54:26.089	1:17.640	1:17.640	15:55:43.729
2 -	16:25:52.278			

P8 100 Ollie STREEK				
STOP	IN TIME	STOP TIME	TOTAL TIME	OUT TIME
1 -	15:50:32.620	1:20.252	1:20.252	15:51:52.872

P9 82 H & R DEATH				
STOP	IN TIME	STOP TIME	TOTAL TIME	OUT TIME
1 -	15:52:11.344	1:31.187	1:31.187	15:53:42.531

P10 215 CHURCHILL/BALDWIN				
STOP	IN TIME	STOP TIME	TOTAL TIME	OUT TIME
1 -	15:51:59.599	1:21.711	1:21.711	15:53:21.310

P11 171 Lawrence WARR				
STOP	IN TIME	STOP TIME	TOTAL TIME	OUT TIME
1 -	15:56:51.515	1:20.862	1:20.862	15:58:12.377

P12 70 JONES/HARMER				
STOP	IN TIME	STOP TIME	TOTAL TIME	OUT TIME
1 -	15:51:01.213	1:23.746	1:23.746	15:52:24.959

P13 141 Rory LONGDON				
STOP	IN TIME	STOP TIME	TOTAL TIME	OUT TIME
1 -	15:52:46.899	1:28.086	1:28.086	15:54:14.985

P14 15 Jonathan KENT				
STOP	IN TIME	STOP TIME	TOTAL TIME	OUT TIME
1 -	15:54:17.087	1:20.495	1:20.495	15:55:37.582

P15 54 B NAIRN/C NAIRN				
STOP	IN TIME	STOP TIME	TOTAL TIME	OUT TIME
1 -	15:55:03.895	1:21.541	1:21.541	15:56:25.436

P16 28 Raymond LOW				
STOP	IN TIME	STOP TIME	TOTAL TIME	OUT TIME
1 -	15:53:07.342	1:23.132	1:23.132	15:54:30.474

P17 177 HARTOGS/NUTHALL				
STOP	IN TIME	STOP TIME	TOTAL TIME	OUT TIME
1 -	15:54:37.655	1:21.921	1:21.921	15:55:59.576
2 -	15:59:30.418	3:33.544	4:55.465	16:03:03.962

P18 888 Daniel WHEELER				
STOP	IN TIME	STOP TIME	TOTAL TIME	OUT TIME
1 -	15:53:25.047	1:18.071	1:18.071	15:54:43.118

P19 46 CURLEY/SOLLIS				
STOP	IN TIME	STOP TIME	TOTAL TIME	OUT TIME
1 -	15:55:28.377	1:22.529	1:22.529	15:56:50.906
2 -	16:08:30.499			

P20 21 Dave EDGEcombe				
STOP	IN TIME	STOP TIME	TOTAL TIME	OUT TIME
1 -	15:53:10.038	1:19.347	1:19.347	15:54:29.385

P21 45 David OGDEN				
STOP	IN TIME	STOP TIME	TOTAL TIME	OUT TIME
1 -	15:56:29.962			

P22 24 HAGAN/MAWHINNEY				
STOP	IN TIME	STOP TIME	TOTAL TIME	OUT TIME
1 -	15:54:15.255	1:20.211	1:20.211	15:55:35.466
2 -	15:58:55.766			

P24 44 Tom BELL				
STOP	IN TIME	STOP TIME	TOTAL TIME	OUT TIME
1 -	15:36:57.425			

P28 71 Dan LEWIS				
STOP	IN TIME	STOP TIME	TOTAL TIME	OUT TIME
1 -	15:28:19.278			

Weather / Track : Cloudy / Dry

Results can be found at www.tsl-timing.com

Donington Park National
Circuit Length = 1.9790 miles
Start: 15:25 Flag 16:25 End: 16:27

Printed - 16:31 Sunday, 09 June 2019