



MASTERS HISTORIC SPORTS CAR CHAMPIONSHIP

Donington Park National Circuit

8th / 9th June 2019



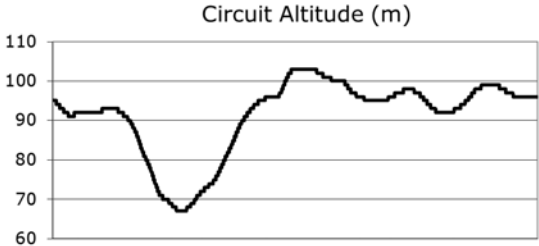
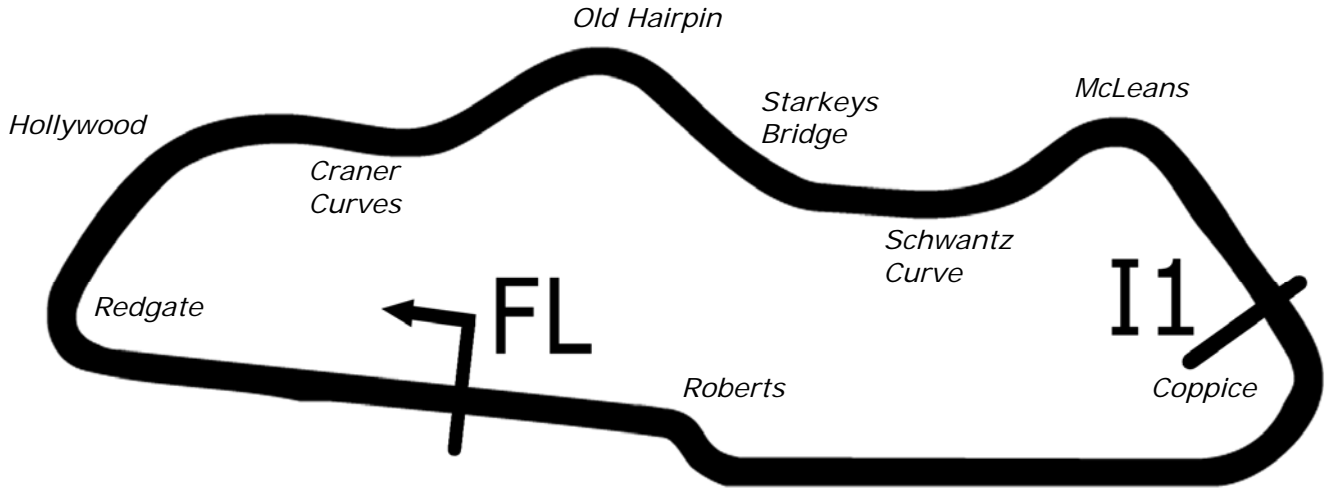
Results Provided by Timing Solutions Ltd
www.tsl-timing.com

Donington Park National



SPORTS TIMING

TIMING SOLUTIONS LTD



Length	1.9790 miles	3185.0 m	
FL		52.82971 N	1.37867 W
I1	2096m	52.82978 N	1.36508 W
Pit Entry	3100m	52.82951 N	1.37832 W
Pit Exit	229m after FL	52.82996 N	1.38205 W
Pit Entry–Pit Exit 256m, 15.3s @60kph, 11.5s @80kph			

All results available at www.tsl-timing.com

Masters Historic Sports Cars

QUALIFYING - RACE 7 - CLASSIFICATION

POS	NO	CL	PIC NAME	ENTRY	TIME	ON	LAPS	GAP	DIFF	MPH
1	89	Rodriguez	1 A BANKS/M BANKS	McLaren M6B	1:22.651	15	19			86.20
2	6	Rodriguez	2 VOAYZIDES/HADFIELD	Lola T70 MK3B	1:23.066	25	26	0.415	0.415	85.77
3	52	Stammelen	1 Robert OLDERSHAW	Lola T290	1:24.986	15	24	2.335	1.920	83.83
4	25	Stammelen	2 Michael GANS	Lola T290	1:25.938	23	24	3.287	0.952	82.90
5	76	Marko	1 Matthew WRIGLEY	Chevron B19	1:27.049	13	14	4.398	1.111	81.84
6	192	Bonnier	1 THOMAS/LOCKIE	Chevron B8	1:28.625	22	24	5.974	1.576	80.39
7	12	Invitation	1 Paul ALLEN	Lola T212	1:30.937	17	20	8.286	2.312	78.34
8	14*	Rodriguez	3 Stefano ROSINA	McLaren M8C	1:32.691	8	11	10.040	1.754	76.86
9	18*	Rodriguez	4 BRADSHAW/DWYER	Lola T70 MK3B	1:32.796	3	3	10.145	0.105	76.77
10	123	Siffert	1 HYETT/FOX	Chevron B16	1:34.804	6	7	12.153	2.008	75.15
11	29	Hulme	1 AHLERS/BELLINGER	Cooper Monaco King Cobra	1:40.254	5	9	17.603	5.450	71.06
12	117	Hulme	2 Ian SIMMONDS	Lola T70 MK1 Spyder	1:52.212	2	6	29.561	11.958	63.49

* Cars 14 & 18 - Transponder battery low - please re-charge before Race

Weather / Track : Cloudy / Drying

These results are provisional until the conclusion of any judicial and technical matters.

Donington Park National
Circuit Length = 1.9790 miles
Start: 12:15 Flag 12:55 End: 12:57

Clerk Of Course :	Steward :	Timekeeper :
-------------------	-----------	--------------

Masters Historic Sports Cars

QUALIFYING - RACE 7 - LAP ANALYSIS

DIFF = Difference To Personal Best Lap

P1 89 A BANKS/M BANKS				
LAP	LAP TIME	DIFF	MPH	TIME OF DAY
1 -	1:28.143	5.492	80.83	12:19:20.114
2 -	1:29.010	6.359	80.04	12:20:49.124
3 -	1:28.024	5.373	80.93	12:22:17.148
4 -	1:24.749	2.098	84.06	12:23:41.897
5 -	1:24.212	1.561	84.60	12:25:06.109
6 -	1:24.892	2.241	83.92	12:26:31.001
7 -	1:28.335 P	5.684	80.65	12:27:59.336
8 -	4:48.244	3:25.593	24.71	12:32:47.580
9 -	1:28.197	5.546	80.78	12:34:15.777
10 -	1:27.072	4.421	81.82	12:35:42.849
11 -	1:27.179	4.528	81.72	12:37:10.028
12 -	1:33.140 P	10.489	76.49	12:38:43.168
13 -	7:46.890	6:24.239	15.25	12:46:30.058
14 -	1:24.961	2.310	83.85	12:47:55.019
15 -	1:22.651 (1)		86.20	12:49:17.670
16 -	1:23.662 (3)	1.011	85.15	12:50:41.332
17 -	1:23.749	1.098	85.07	12:52:05.081
18 -	1:23.376 (2)	0.725	85.45	12:53:28.457
19 -	1:30.808 P	8.157	78.45	12:54:59.265

P2 6 VOAYZIDES/HADFIELD				
LAP	LAP TIME	DIFF	MPH	TIME OF DAY
1 -	1:33.023	9.957	76.59	12:19:01.370
2 -	1:27.718	4.652	81.22	12:20:29.088
3 -	1:27.621	4.555	81.31	12:21:56.709
4 -	1:27.967	4.901	80.99	12:23:24.676
5 -	1:29.623	6.557	79.49	12:24:54.299
6 -	1:30.400	7.334	78.81	12:26:24.699
7 -	1:29.184	6.118	79.88	12:27:53.883
8 -	1:27.299	4.233	81.61	12:29:21.182
9 -	1:27.578	4.512	81.35	12:30:48.760
10 -	1:26.930	3.864	81.95	12:32:15.690
11 -	1:25.793	2.727	83.04	12:33:41.483
12 -	1:27.166	4.100	81.73	12:35:08.649
13 -	1:34.544 P	11.478	75.35	12:36:43.193
14 -	2:31.464	1:08.398	47.03	12:39:14.657
15 -	1:26.676	3.610	82.19	12:40:41.333
16 -	1:25.457	2.391	83.37	12:42:06.790
17 -	1:25.230	2.164	83.59	12:43:32.020
18 -	1:24.520	1.454	84.29	12:44:56.540
19 -	1:24.021	0.955	84.79	12:46:20.561
20 -	1:24.365	1.299	84.45	12:47:44.926
21 -	1:23.388	0.322	85.43	12:49:08.314
22 -	1:23.287 (3)	0.221	85.54	12:50:31.601
23 -	1:23.208 (2)	0.142	85.62	12:51:54.809
24 -	1:27.796	4.730	81.14	12:53:22.605
25 -	1:23.066 (1)		85.77	12:54:45.671
26 -	1:23.426	0.360	85.40	12:56:09.097

P3 52 Robert OLDERSHAW				
LAP	LAP TIME	DIFF	MPH	TIME OF DAY
1 -	1:31.907	6.921	77.52	12:19:19.109
2 -	1:29.299	4.313	79.78	12:20:48.408
3 -	1:42.253 P	17.267	69.67	12:22:30.661
4 -	2:44.478	1:19.492	43.31	12:25:15.139
5 -	1:28.468	3.482	80.53	12:26:43.607
6 -	1:28.251	3.265	80.73	12:28:11.858
7 -	1:26.730	1.744	82.14	12:29:38.588
8 -	1:27.160	2.174	81.74	12:31:05.748
9 -	1:27.580	2.594	81.35	12:32:33.328

DIFF = Difference To Personal Best Lap

10 -	1:26.235	1.249	82.61	12:33:59.563
11 -	1:25.394 (3)	0.408	83.43	12:35:24.957
12 -	1:25.939	0.953	82.90	12:36:50.896
13 -	1:26.718	1.732	82.15	12:38:17.614
14 -	1:26.013	1.027	82.83	12:39:43.627
15 -	1:24.986 (1)		83.83	12:41:08.613
16 -	1:25.189 (2)	0.203	83.63	12:42:33.802
17 -	1:28.153	3.167	80.82	12:44:01.955
18 -	1:26.406	1.420	82.45	12:45:28.361
19 -	1:27.496	2.510	81.42	12:46:55.857
20 -	1:25.977	0.991	82.86	12:48:21.834
21 -	1:27.069	2.083	81.82	12:49:48.903
22 -	1:30.884 P	5.898	78.39	12:51:19.787
23 -	3:24.152	1:59.166	34.89	12:54:43.939
24 -	1:31.354	6.368	77.98	12:56:15.293

P4 25 Michael GANS				
LAP	LAP TIME	DIFF	MPH	TIME OF DAY
1 -	1:34.126	8.188	75.69	12:19:44.840
2 -	1:32.830	6.892	76.74	12:21:17.670
3 -	1:32.559	6.621	76.97	12:22:50.229
4 -	1:31.069	5.131	78.23	12:24:21.298
5 -	1:29.918	3.980	79.23	12:25:51.216
6 -	1:28.871	2.933	80.16	12:27:20.087
7 -	1:28.325	2.387	80.66	12:28:48.412
8 -	1:28.791	2.853	80.24	12:30:17.203
9 -	1:29.794	3.856	79.34	12:31:46.997
10 -	1:27.252	1.314	81.65	12:33:14.249
11 -	1:28.273	2.335	80.71	12:34:42.522
12 -	1:29.531	3.593	79.57	12:36:12.053
13 -	1:27.296	1.358	81.61	12:37:39.349
14 -	1:28.174	2.236	80.80	12:39:07.523
15 -	1:28.731	2.793	80.29	12:40:36.254
16 -	1:26.868	0.930	82.01	12:42:03.122
17 -	1:26.824 (3)	0.886	82.05	12:43:29.946
18 -	1:29.673	3.735	79.45	12:44:59.619
19 -	1:33.849 P	7.911	75.91	12:46:33.468
20 -	4:25.751	2:59.813	26.80	12:50:59.219
21 -	1:27.222	1.284	81.68	12:52:26.441
22 -	1:26.917	0.979	81.97	12:53:53.358
23 -	1:25.938 (1)		82.90	12:55:19.296
24 -	1:26.086 (2)	0.148	82.76	12:56:45.382

P5 76 Matthew WRIGLEY				
LAP	LAP TIME	DIFF	MPH	TIME OF DAY
1 -	1:33.026	5.977	76.58	12:26:03.604
2 -	1:30.827	3.778	78.44	12:27:34.431
3 -	1:29.048	1.999	80.00	12:29:03.479
4 -	1:28.311	1.262	80.67	12:30:31.790
5 -	1:29.079	2.030	79.98	12:32:00.869
6 -	1:27.866	0.817	81.08	12:33:28.735
7 -	1:36.539 P	9.490	73.80	12:35:05.274
8 -	5:15.918	3:48.869	22.55	12:40:21.192
9 -	1:27.344 (2)	0.295	81.56	12:41:48.536
10 -	1:28.161	1.112	80.81	12:43:16.697
11 -	1:28.436	1.387	80.56	12:44:45.133
12 -	1:27.391 (3)	0.342	81.52	12:46:12.524
13 -	1:27.049 (1)		81.84	12:47:39.573
14 -	1:30.379 P	3.330	78.83	12:49:09.952

Weather / Track : Cloudy / Drying

Donington Park National
Circuit Length = 1.9790 miles
Start: 12:15 Flag 12:55 End: 12:57

Masters Historic Sports Cars

QUALIFYING - RACE 7 - LAP ANALYSIS

DIFF = Difference To Personal Best Lap

P6 192 THOMAS/LOCKIE				
LAP	LAP TIME	DIFF	MPH	TIME OF DAY
1 -	1:32.820	4.195	76.75	12:18:39.404
2 -	1:32.834	4.209	76.74	12:20:12.238
3 -	1:31.708	3.083	77.68	12:21:43.946
4 -	1:31.585	2.960	77.79	12:23:15.531
5 -	1:31.191	2.566	78.12	12:24:46.722
6 -	1:30.065	1.440	79.10	12:26:16.787
7 -	1:30.718	2.093	78.53	12:27:47.505
8 -	1:31.204	2.579	78.11	12:29:18.709
9 -	1:30.618	1.993	78.62	12:30:49.327
10 -	1:30.450	1.825	78.76	12:32:19.777
11 -	1:30.335	1.710	78.86	12:33:50.112
12 -	1:29.358	0.733	79.73	12:35:19.470
13 -	1:37.098 P	8.473	73.37	12:36:56.568
14 -	3:27.395	1:58.770	34.35	12:40:23.963
15 -	1:31.946	3.321	77.48	12:41:55.909
16 -	1:31.218	2.593	78.10	12:43:27.127
17 -	1:31.335	2.710	78.00	12:44:58.462
18 -	1:31.539	2.914	77.83	12:46:30.001
19 -	1:31.407	2.782	77.94	12:48:01.408
20 -	1:30.150	1.525	79.03	12:49:31.558
21 -	1:29.406	0.781	79.68	12:51:00.964
22 -	1:28.625 (1)		80.39	12:52:29.589
23 -	1:29.231 (3)	0.606	79.84	12:53:58.820
24 -	1:29.227 (2)	0.602	79.84	12:55:28.047

P7 12 Paul ALLEN				
LAP	LAP TIME	DIFF	MPH	TIME OF DAY
1 -	1:33.452	2.515	76.23	12:20:17.449
2 -	1:35.508	4.571	74.59	12:21:52.957
3 -	1:33.774	2.837	75.97	12:23:26.731
4 -	1:36.877	5.940	73.54	12:25:03.608
5 -	1:36.657	5.720	73.71	12:26:40.265
6 -	1:40.928 P	9.991	70.59	12:28:21.193
7 -	6:52.370	5:21.433	17.27	12:35:13.563
8 -	1:34.146	3.209	75.67	12:36:47.709
9 -	1:33.496	2.559	76.20	12:38:21.205
10 -	1:32.661	1.724	76.88	12:39:53.866
11 -	1:32.795	1.858	76.77	12:41:26.661
12 -	1:54.912	23.975	62.00	12:43:21.573
13 -	1:34.572	3.635	75.33	12:44:56.145
14 -	1:32.300	1.363	77.19	12:46:28.445
15 -	1:36.956	6.019	73.48	12:48:05.401
16 -	1:32.285	1.348	77.20	12:49:37.686
17 -	1:30.937 (1)		78.34	12:51:08.623
18 -	1:31.890 (3)	0.953	77.53	12:52:40.513
19 -	1:31.831 (2)	0.894	77.58	12:54:12.344
20 -	1:32.698	1.761	76.85	12:55:45.042

P8 14 Stefano ROSINA				
LAP	LAP TIME	DIFF	MPH	TIME OF DAY
1 -	1:37.757	5.066	72.88	12:30:13.138
2 -	2:24.431 P	51.740	49.32	12:32:37.569
3 -	6:41.930	5:09.239	17.72	12:39:19.499
4 -	1:34.607	1.916	75.30	12:40:54.106
5 -	1:35.710	3.019	74.43	12:42:29.816
6 -	1:34.027	1.336	75.77	12:44:03.843
7 -	1:33.807	1.116	75.95	12:45:37.650
8 -	1:32.691 (1)		76.86	12:47:10.341
9 -	1:33.776 (3)	1.085	75.97	12:48:44.117
10 -	1:33.729 (2)	1.038	76.01	12:50:17.846

DIFF = Difference To Personal Best Lap

11 -	1:59.787 P	27.096	59.47	12:52:17.633
P9 18 BRADSHAW/DWYER				
LAP	LAP TIME	DIFF	MPH	TIME OF DAY
1 -	1:36.356 (3)	3.560	73.94	12:20:10.342
2 -	1:35.335 (2)	2.539	74.73	12:21:45.677
3 -	1:32.796 (1)		76.77	12:23:18.473

P10 123 HYETT/FOX				
LAP	LAP TIME	DIFF	MPH	TIME OF DAY
1 -	1:35.488 (3)	0.684	74.61	12:22:34.710
2 -	1:35.101 (2)	0.297	74.91	12:24:09.811
3 -	1:43.408 P	8.604	68.89	12:25:53.219
4 -	5:34.000	3:59.196	21.33	12:31:27.219
5 -	1:37.357	2.553	73.18	12:33:04.576
6 -	1:34.804 (1)		75.15	12:34:39.380
7 -	1:41.504 P	6.700	70.19	12:36:20.884

P11 29 AHLERS/BELLINGER				
LAP	LAP TIME	DIFF	MPH	TIME OF DAY
1 -	1:42.736	2.482	69.34	12:19:24.306
2 -	1:42.137 (3)	1.883	69.75	12:21:06.443
3 -	1:51.494	11.240	63.90	12:22:57.937
4 -	1:41.248 (2)	0.994	70.36	12:24:39.185
5 -	1:40.254 (1)		71.06	12:26:19.439
6 -	1:48.095 P	7.841	65.91	12:28:07.534
7 -	5:01.668	3:21.414	23.61	12:33:09.202
8 -	1:44.442	4.188	68.21	12:34:53.644
9 -	1:47.200 P	6.946	66.46	12:36:40.844

P12 117 Ian SIMMONDS				
LAP	LAP TIME	DIFF	MPH	TIME OF DAY
1 -	1:55.191 (3)	2.979	61.85	12:21:17.543
2 -	1:52.212 (1)		63.49	12:23:09.755
3 -	1:58.657 P	6.445	60.04	12:25:08.412
4 -	18:00.646	16:08.434	6.59	12:43:09.058
5 -	1:53.609 (2)	1.397	62.71	12:45:02.667
6 -	2:00.744 P	8.532	59.00	12:47:03.411

Weather / Track : Cloudy / Drying

Donington Park National
Circuit Length = 1.9790 miles
Start: 12:15 Flag 12:55 End: 12:57

Masters Historic Sports Cars

QUALIFYING - RACE 7 - STATISTICS

Competitors Started 12
Planned Start 2019-06-08 @ 12:15:00.000
Actual Start 2019-06-08 @ 12:15:22.007
Finish Time 2019-06-08 @ 12:55:23.867
Track Length 1.9790mi.
Total Laps 187
Total Distance Covered 370.0855mi.

Session Fastest Lap History

NO	CL	NAME	LAP TIME	TIME OF DAY	LAP	VEHICLE
192	Bonnier	THOMAS/LOCKIE	1:32.820	12:18:39.404	1	Chevron B8
52	Stommele	Robert OLDERSHAW	1:31.907	12:19:19.111	1	Lola T290
89	Rodriguez	A BANKS/M BANKS	1:28.143	12:19:20.118	1	McLaren M6B
6	Rodriguez	VOYAZIDES/HADFIELD	1:27.718	12:20:29.129	2	Lola T70 MK3B
6	Rodriguez	VOYAZIDES/HADFIELD	1:27.621	12:21:56.750	3	Lola T70 MK3B
89	Rodriguez	A BANKS/M BANKS	1:24.749	12:23:41.901	4	McLaren M6B
89	Rodriguez	A BANKS/M BANKS	1:24.212	12:25:06.113	5	McLaren M6B
6	Rodriguez	VOYAZIDES/HADFIELD	1:24.021	12:46:20.602	19	Lola T70 MK3B
6	Rodriguez	VOYAZIDES/HADFIELD	1:23.388	12:49:08.355	21	Lola T70 MK3B
89	Rodriguez	A BANKS/M BANKS	1:22.651	12:49:17.674	15	McLaren M6B

Flag History

TYPE	TIME OF DAY
GREEN	12:15:22.007
FINISH	12:55:23.867

Flag Statistics

TYPE	COUNT	TOTAL LAPS	TOTAL TIME
Green	1	26	41:38.076
Red	0	0	0.000
Safety Car	0	0	0.000
FCY	0	0	0.000

Weather / Track : Cloudy / Drying

These results are provisional until the conclusion of any judicial and technical matters.

Donington Park National
Circuit Length = 1.9790 miles
Start: 12:15 Flag 12:55 End: 12:57

Clerk Of Course :		Timekeeper :
-------------------	--	--------------

Masters Historic Sports Cars

QUALIFYING - RACE 7 - STATISTICS

CLASS : Bonnier

1 Starters

Fastest Lap History

NO	NAME	LAP TIME	TIME OF DAY	LAP	VEHICLE
192	THOMAS/LOCKIE	1:32.820	12:18:39.404	1	Chevron B8
192	THOMAS/LOCKIE	1:31.708	12:21:43.945	3	Chevron B8
192	THOMAS/LOCKIE	1:31.585	12:23:15.531	4	Chevron B8
192	THOMAS/LOCKIE	1:31.191	12:24:46.722	5	Chevron B8
192	THOMAS/LOCKIE	1:30.065	12:26:16.788	6	Chevron B8
192	THOMAS/LOCKIE	1:29.358	12:35:19.471	12	Chevron B8
192	THOMAS/LOCKIE	1:28.625	12:52:29.589	22	Chevron B8

Weather / Track : Cloudy / Drying

These results are provisional until the conclusion of any judicial and technical matters.

Donington Park National
Circuit Length = 1.9790 miles
Start: 12:15 Flag 12:55 End: 12:57

Clerk Of Course :		Timekeeper :
-------------------	--	--------------

Masters Historic Sports Cars

QUALIFYING - RACE 7 - STATISTICS

CLASS : Hulme

2 Starters

Fastest Lap History

NO	NAME	LAP TIME	TIME OF DAY	LAP	VEHICLE
29	AHLERS/BELLINGER	1:42.736	12:19:24.316	1	Cooper Monaco King Cobra
29	AHLERS/BELLINGER	1:42.137	12:21:06.454	2	Cooper Monaco King Cobra
29	AHLERS/BELLINGER	1:41.248	12:24:39.195	4	Cooper Monaco King Cobra
29	AHLERS/BELLINGER	1:40.254	12:26:19.451	5	Cooper Monaco King Cobra

Weather / Track : Cloudy / Drying

These results are provisional until the conclusion of any judicial and technical matters.

Donington Park National
Circuit Length = 1.9790 miles
Start: 12:15 Flag 12:55 End: 12:57

Clerk Of Course :		Timekeeper :
-------------------	--	--------------

Masters Historic Sports Cars

QUALIFYING - RACE 7 - STATISTICS

CLASS : Marko

1 Starters

Fastest Lap History

NO	NAME	LAP TIME	TIME OF DAY	LAP	VEHICLE
76	Matthew WRIGLEY	1:33.026	12:26:03.599	1	Chevron B19
76	Matthew WRIGLEY	1:30.827	12:27:34.426	2	Chevron B19
76	Matthew WRIGLEY	1:29.048	12:29:03.474	3	Chevron B19
76	Matthew WRIGLEY	1:28.311	12:30:31.787	4	Chevron B19
76	Matthew WRIGLEY	1:27.866	12:33:28.731	6	Chevron B19
76	Matthew WRIGLEY	1:27.344	12:41:48.532	9	Chevron B19
76	Matthew WRIGLEY	1:27.049	12:47:39.568	13	Chevron B19

Weather / Track : Cloudy / Drying

These results are provisional until the conclusion of any judicial and technical matters.

Donington Park National
Circuit Length = 1.9790 miles
Start: 12:15 Flag 12:55 End: 12:57

Clerk Of Course :		Timekeeper :
-------------------	--	--------------

Masters Historic Sports Cars

QUALIFYING - RACE 7 - STATISTICS

CLASS : Rodriguez

4 Starters

Fastest Lap History

NO	NAME	LAP TIME	TIME OF DAY	LAP	VEHICLE
6	VOYAZIDES/HADFIELD	1:33.023	12:19:01.410	1	Lola T70 MK3B
89	A BANKS/M BANKS	1:28.143	12:19:20.118	1	McLaren M6B
6	VOYAZIDES/HADFIELD	1:27.718	12:20:29.129	2	Lola T70 MK3B
6	VOYAZIDES/HADFIELD	1:27.621	12:21:56.750	3	Lola T70 MK3B
89	A BANKS/M BANKS	1:24.749	12:23:41.901	4	McLaren M6B
89	A BANKS/M BANKS	1:24.212	12:25:06.113	5	McLaren M6B
6	VOYAZIDES/HADFIELD	1:24.021	12:46:20.602	19	Lola T70 MK3B
6	VOYAZIDES/HADFIELD	1:23.388	12:49:08.355	21	Lola T70 MK3B
89	A BANKS/M BANKS	1:22.651	12:49:17.674	15	McLaren M6B

Weather / Track : Cloudy / Drying

These results are provisional until the conclusion of any judicial and technical matters.

Donington Park National
Circuit Length = 1.9790 miles
Start: 12:15 Flag 12:55 End: 12:57

Clerk Of Course :

Timekeeper :

Masters Historic Sports Cars

QUALIFYING - RACE 7 - STATISTICS

CLASS : Siffert

1 Starters

Fastest Lap History

NO	NAME	LAP TIME	TIME OF DAY	LAP	VEHICLE
123	HYETT/FOX	1:35.488	12:22:34.711	1	Chevron B16
123	HYETT/FOX	1:35.101	12:24:09.812	2	Chevron B16
123	HYETT/FOX	1:34.804	12:34:39.382	6	Chevron B16

Weather / Track : Cloudy / Drying

These results are provisional until the conclusion of any judicial and technical matters.

Donington Park National
Circuit Length = 1.9790 miles
Start: 12:15 Flag 12:55 End: 12:57

Clerk Of Course :

Timekeeper :

Masters Historic Sports Cars

QUALIFYING - RACE 7 - STATISTICS

CLASS : Stommelen

2 Starters

Fastest Lap History

NO	NAME	LAP TIME	TIME OF DAY	LAP	VEHICLE
52	Robert OLDERSHAW	1:31.907	12:19:19.111	1	Lola T290
52	Robert OLDERSHAW	1:29.299	12:20:48.411	2	Lola T290
52	Robert OLDERSHAW	1:28.468	12:26:43.610	5	Lola T290
52	Robert OLDERSHAW	1:28.251	12:28:11.860	6	Lola T290
52	Robert OLDERSHAW	1:26.730	12:29:38.590	7	Lola T290
52	Robert OLDERSHAW	1:26.235	12:33:59.565	10	Lola T290
52	Robert OLDERSHAW	1:25.394	12:35:24.958	11	Lola T290
52	Robert OLDERSHAW	1:24.986	12:41:08.615	15	Lola T290

Weather / Track : Cloudy / Drying

These results are provisional until the conclusion of any judicial and technical matters.

Donington Park National
Circuit Length = 1.9790 miles
Start: 12:15 Flag 12:55 End: 12:57

Clerk Of Course :		Timekeeper :
-------------------	--	--------------

Masters Historic Sports Cars

QUALIFYING - RACE 7 - STATISTICS

CLASS : Invitation

1 Starters

Fastest Lap History

NO	NAME	LAP TIME	TIME OF DAY	LAP	VEHICLE
12	Paul ALLEN	1:33.452	12:20:17.468	1	Lola T212
12	Paul ALLEN	1:32.661	12:39:53.884	10	Lola T212
12	Paul ALLEN	1:32.300	12:46:28.464	14	Lola T212
12	Paul ALLEN	1:32.285	12:49:37.704	16	Lola T212
12	Paul ALLEN	1:30.937	12:51:08.641	17	Lola T212

Weather / Track : Cloudy / Drying


These results are provisional until the conclusion of any judicial and technical matters.

Donington Park National
Circuit Length = 1.9790 miles
Start: 12:15 Flag 12:55 End: 12:57

Clerk Of Course :		Timekeeper :
-------------------	--	--------------

Masters Historic Sports Cars

RACE 7 - GRID (60 minutes) - AMENDED

ROW 6	11	1:40.254	29 AHLERS/BELLINGER	12	1:52.212	117 Ian SIMMONDS
ROW 5	9	1:32.796	18 BRADSHAW/DWYER	10	1:34.804	123 HYETT/FOX
ROW 4	7	1:30.937	12 Paul ALLEN	8	1:32.691	14 Stefano ROSINA
ROW 3	5	1:27.049	76 Matthew WRIGLEY	6	1:28.625	192 THOMAS/LOCKIE
ROW 2	3	1:25.938	25 Michael GANS	4	1:24.986	52 Robert OLDERSHAW
ROW 1	1	1:22.651	89 A BANKS/M BANKS	2	1:23.066	6 VOYAZIDES/HADFIELD
Pole						
						

Car 52 - 1 position Grid penalty - speeding in Pit Lane

Donington Park National
Circuit Length = 1.9790 miles

These results are provisional until the conclusion of any judicial and technical matters.

Race Director :	Stewards :	Timekeeper :

Masters Historic Sports Cars

RACE 7 - CLASSIFICATION

POS	NO	CL	PIC	NAME	ENTRY	LAPS	TIME	GAP	DIFF	MPH	BEST	ON
1	25	Stomm	1	Michael GANS	Lola T290	46	1:01:01.281			89.47	1:10.613	19
2	76*	Marko	1	Matthew WRIGLEY	Chevron B19	46	1:01:25.149	23.868	23.868	88.89	1:11.306	14
3	192	Bonnier	1	THOMAS/LOCKIE	Chevron B8	45	1:02:11.816	1 Lap	1 Lap	85.87	1:14.527	23
4	12	Invitatic	1	Paul ALLEN	Lola T212	44	1:01:57.929	2 Laps	1 Lap	84.28	1:14.797	34
5	29	Hulme	1	AHLERS/BELLINGER	Cooper Monaco King Cobra	43	1:01:30.965	3 Laps	1 Lap	82.96	1:16.361	19

NOT CLASSIFIED

NC	6	Rodrigu		VOYAZIDES/HADFIELD	Lola T70 MK3B	28	37:57.430	18 Laps	15 Laps	87.53	1:10.143	23
NC	123	Siffert		HYETT/FOX	Chevron B16	26	38:11.336	20 Laps	2 Laps	80.78	1:16.178	10
NC	89	Rodrigu		A BANKS/M BANKS	McLaren M6B	21	28:14.536	25 Laps	5 Laps	88.21	1:09.883	17
NC	14	Rodrigu		Stefano ROSINA	McLaren M8C	12	21:08.021	34 Laps	9 Laps	67.31	1:18.228	7
NC	52	Stomm		Robert OLDERSHAW	Lola T290	6	10:38.596	40 Laps	6 Laps	66.72	1:15.396	5
NC	117	Hulme		Ian SIMMONDS	Lola T70 MK1 Spyder	0						

FASTEST LAP

89	Rodrigu	A BANKS/M BANKS	McLaren M6B	17	1:09.883	101.95 mph	164.07 kph
25	Stomm	Michael GANS	Lola T290	19	1:10.613	100.89 mph	162.37 kph
76	Marko	Matthew WRIGLEY	Chevron B19	14	1:11.306	99.91 mph	160.79 kph
192	Bonnier	THOMAS/LOCKIE	Chevron B8	23	1:14.527	95.59 mph	153.85 kph
12	Invitatic	Paul ALLEN	Lola T212	34	1:14.797	95.25 mph	153.29 kph
123	Siffert	HYETT/FOX	Chevron B16	10	1:16.178	93.52 mph	150.51 kph
29	Hulme	AHLERS/BELLINGER	Cooper Monaco King Cobra	19	1:16.361	93.30 mph	150.15 kph

* Car 76 - 5 second penalty - exceeding track limits

Weather / Track : Cloudy / Dry

These results are provisional until the conclusion of any judicial and technical matters.

Donington Park National
Circuit Length = 1.9790 miles
Start: 12:17 Flag 13:18 End: 13:19

Race Director :	Stewards :	Timekeeper :
-----------------	------------	--------------

Masters Historic Sports Cars

RACE 7 - LAP ANALYSIS

DIFF = Difference To Personal Best Lap

P1 25 Michael GANS				
LAP	LAP TIME	DIFF	MPH	TIME OF DAY
1 -	1:28.712	18.099	80.31	12:18:45.001
2 -	2:05.477	54.864	56.78	12:20:50.478
3 -	2:12.951	1:02.338	53.58	12:23:03.429
4 -	1:49.715	39.102	64.93	12:24:53.144
5 -	1:13.009	2.396	97.58	12:26:06.153
6 -	1:12.205	1.592	98.67	12:27:18.358
7 -	1:11.454	0.841	99.70	12:28:29.812
8 -	1:11.392	0.779	99.79	12:29:41.204
9 -	1:11.220	0.607	100.03	12:30:52.424
10 -	1:10.708 (3)	0.095	100.76	12:32:03.132
11 -	1:10.926	0.313	100.45	12:33:14.058
12 -	1:10.661 (2)	0.048	100.82	12:34:24.719
13 -	1:10.880	0.267	100.51	12:35:35.599
14 -	1:11.202	0.589	100.06	12:36:46.801
15 -	1:11.194	0.581	100.07	12:37:57.995
16 -	1:10.880	0.267	100.51	12:39:08.875
17 -	1:10.779	0.166	100.66	12:40:19.654
18 -	1:10.797	0.184	100.63	12:41:30.451
19 -	1:10.613 (1)		100.89	12:42:41.064
20 -	1:10.897	0.284	100.49	12:43:51.961
21 -	1:10.837	0.224	100.57	12:45:02.798
22 -	1:11.321	0.708	99.89	12:46:14.119
23 -	1:11.202	0.589	100.06	12:47:25.321
24 -	1:14.520 P	3.907	95.60	12:48:39.841
25 -	2:28.927	1:18.314	47.83	12:51:08.768
26 -	1:11.573	0.960	99.54	12:52:20.341
27 -	1:11.036	0.423	100.29	12:53:31.377
28 -	1:11.331	0.718	99.88	12:54:42.708
29 -	1:11.279	0.666	99.95	12:55:53.987
30 -	1:11.874	1.261	99.12	12:57:05.861
31 -	1:15.217	4.604	94.72	12:58:21.078
32 -	1:17.339	6.726	92.12	12:59:38.417
33 -	2:21.191	1:10.578	50.46	13:01:59.608
34 -	1:57.127	46.514	60.82	13:03:56.735
35 -	1:11.984	1.371	98.97	13:05:08.719
36 -	1:11.666	1.053	99.41	13:06:20.385
37 -	1:11.304	0.691	99.91	13:07:31.689
38 -	1:11.423	0.810	99.75	13:08:43.112
39 -	1:11.474	0.861	99.68	13:09:54.586
40 -	1:11.377	0.764	99.81	13:11:05.963
41 -	1:11.440	0.827	99.72	13:12:17.403
42 -	1:12.052	1.439	98.88	13:13:29.455
43 -	1:12.387	1.774	98.42	13:14:41.842
44 -	1:11.880	1.267	99.11	13:15:53.722
45 -	1:11.888	1.275	99.10	13:17:05.610
46 -	1:11.960	1.347	99.00	13:18:17.570

P2 76 Matthew WRIGLEY				
LAP	LAP TIME	DIFF	MPH	TIME OF DAY
1 -	1:31.122	19.816	78.18	12:18:47.411
2 -	2:04.694	53.388	57.13	12:20:52.105
3 -	2:13.021	1:01.715	53.56	12:23:05.126
4 -	1:49.597	38.291	65.00	12:24:54.723
5 -	1:13.374	2.068	97.10	12:26:08.097
6 -	1:13.057	1.751	97.52	12:27:21.154
7 -	1:12.506	1.200	98.26	12:28:33.660
8 -	1:12.449	1.143	98.34	12:29:46.109
9 -	1:12.498	1.192	98.27	12:30:58.607
10 -	1:12.549	1.243	98.20	12:32:11.156
11 -	1:12.119	0.813	98.79	12:33:23.275
12 -	1:11.523 (3)	0.217	99.61	12:34:34.798

DIFF = Difference To Personal Best Lap

13 -	1:11.885	0.579	99.11	12:35:46.683
14 -	1:11.306 (1)		99.91	12:36:57.989
15 -	1:12.261	0.955	98.59	12:38:10.250
16 -	1:12.104	0.798	98.81	12:39:22.354
17 -	1:11.664	0.358	99.41	12:40:34.018
18 -	1:13.115	1.809	97.44	12:41:47.133
19 -	1:12.136	0.830	98.76	12:42:59.269
20 -	1:12.337	1.031	98.49	12:44:11.606
21 -	1:14.504 P	3.198	95.62	12:45:26.110
22 -	2:31.910	1:20.604	46.90	12:47:58.020
23 -	1:11.810	0.504	99.21	12:49:09.830
24 -	1:11.353 (2)	0.047	99.85	12:50:21.183
25 -	1:12.832	1.526	97.82	12:51:34.015
26 -	1:12.629	1.323	98.09	12:52:46.644
27 -	1:12.905	1.599	97.72	12:53:59.549
28 -	1:12.618	1.312	98.11	12:55:12.167
29 -	1:13.055	1.749	97.52	12:56:25.222
30 -	1:14.576	3.270	95.53	12:57:39.798
31 -	1:46.790	35.484	66.71	12:59:26.588
32 -	1:14.973	3.667	95.02	13:00:41.561
33 -	1:19.984	8.678	89.07	13:02:01.545
34 -	1:56.245	44.939	61.28	13:03:57.790
35 -	1:14.071	2.765	96.18	13:05:11.861
36 -	1:12.141	0.835	98.75	13:06:24.002
37 -	1:12.187	0.881	98.69	13:07:36.189
38 -	1:11.743	0.437	99.30	13:08:47.932
39 -	1:12.586	1.280	98.15	13:10:00.518
40 -	1:12.497	1.191	98.27	13:11:13.015
41 -	1:13.856	2.550	96.46	13:12:26.871
42 -	1:14.060	2.754	96.20	13:13:40.931
43 -	1:14.466	3.160	95.67	13:14:55.397
44 -	1:13.517	2.211	96.91	13:16:08.914
45 -	1:13.946	2.640	96.34	13:17:22.860
46 -	1:13.578	2.272	96.83	13:18:36.438

P3 192 THOMAS/LOCKIE				
LAP	LAP TIME	DIFF	MPH	TIME OF DAY
1 -	1:31.734	17.207	77.66	12:18:48.023
2 -	2:04.791	50.264	57.09	12:20:52.814
3 -	2:12.939	58.412	53.59	12:23:05.753
4 -	1:49.499	34.972	65.06	12:24:55.252
5 -	1:17.049	2.522	92.46	12:26:12.301
6 -	1:16.294	1.767	93.38	12:27:28.595
7 -	1:16.167	1.640	93.53	12:28:44.762
8 -	1:15.786	1.259	94.01	12:30:00.548
9 -	1:15.437	0.910	94.44	12:31:15.985
10 -	1:16.172	1.645	93.53	12:32:32.157
11 -	1:15.257	0.730	94.67	12:33:47.414
12 -	1:15.292	0.765	94.62	12:35:02.706
13 -	1:16.035	1.508	93.70	12:36:18.741
14 -	1:14.916	0.389	95.10	12:37:33.657
15 -	1:14.672 (3)	0.145	95.41	12:38:48.329
16 -	1:14.700	0.173	95.37	12:40:03.029
17 -	1:14.558 (2)	0.031	95.55	12:41:17.587
18 -	1:14.800	0.273	95.24	12:42:32.387
19 -	1:15.435	0.908	94.44	12:43:47.822
20 -	1:14.928	0.401	95.08	12:45:02.750
21 -	1:14.902	0.375	95.11	12:46:17.652
22 -	1:14.803	0.276	95.24	12:47:32.455
23 -	1:14.527 (1)		95.59	12:48:46.982
24 -	1:18.275 P	3.748	91.02	12:50:05.257
25 -	2:39.692	1:25.165	44.61	12:52:44.949
26 -	1:17.723	3.196	91.66	12:54:02.672
27 -	1:18.162	3.635	91.15	12:55:20.834

Weather / Track : Cloudy / Dry

Donington Park National
Circuit Length = 1.9790 miles
Start: 12:17 Flag 13:18 End: 13:19

Masters Historic Sports Cars

RACE 7 - LAP ANALYSIS

DIFF = Difference To Personal Best Lap

28 -	1:17.037	2.510	92.48	12:56:37.871
29 -	1:19.719	5.192	89.37	12:57:57.590
30 -	1:40.398	25.871	70.96	12:59:37.988
31 -	1:24.761	10.234	84.05	13:01:02.749
32 -	1:18.099	3.572	91.22	13:02:20.848
33 -	1:38.706	24.179	72.18	13:03:59.554
34 -	1:16.582	2.055	93.03	13:05:16.136
35 -	1:17.701	3.174	91.69	13:06:33.837
36 -	1:18.169	3.642	91.14	13:07:52.006
37 -	1:16.909	2.382	92.63	13:09:08.915
38 -	1:16.804	2.277	92.76	13:10:25.719
39 -	1:16.741	2.214	92.84	13:11:42.460
40 -	1:16.960	2.433	92.57	13:12:59.420
41 -	1:16.976	2.449	92.55	13:14:16.396
42 -	1:16.807	2.280	92.76	13:15:33.203
43 -	1:17.449	2.922	91.99	13:16:50.652
44 -	1:18.568	4.041	90.68	13:18:09.220
45 -	1:18.885	4.358	90.31	13:19:28.105

P4 12 Paul ALLEN

LAP	LAP TIME	DIFF	MPH	TIME OF DAY
1 -	1:31.551	16.754	77.82	12:18:47.840
2 -	2:06.147	51.350	56.47	12:20:53.987
3 -	2:12.861	58.064	53.62	12:23:06.848
4 -	1:49.787	34.990	64.89	12:24:56.635
5 -	1:19.792	4.995	89.29	12:26:16.427
6 -	1:18.640	3.843	90.59	12:27:35.067
7 -	1:18.232	3.435	91.07	12:28:53.299
8 -	1:17.976	3.179	91.36	12:30:11.275
9 -	1:19.361	4.564	89.77	12:31:30.636
10 -	1:17.649	2.852	91.75	12:32:48.285
11 -	1:17.958	3.161	91.39	12:34:06.243
12 -	1:16.488	1.691	93.14	12:35:22.731
13 -	1:16.990	2.193	92.53	12:36:39.721
14 -	1:18.219	3.422	91.08	12:37:57.940
15 -	1:17.131	2.334	92.37	12:39:15.071
16 -	1:16.722	1.925	92.86	12:40:31.793
17 -	1:16.499	1.702	93.13	12:41:48.292
18 -	1:16.650	1.853	92.95	12:43:04.942
19 -	1:17.101	2.304	92.40	12:44:22.043
20 -	1:16.778	1.981	92.79	12:45:38.821
21 -	1:17.213	2.416	92.27	12:46:56.034
22 -	1:20.749 P	5.952	88.23	12:48:16.783
23 -	2:39.046	1:24.249	44.79	12:50:55.829
24 -	1:17.156	2.359	92.34	12:52:12.985
25 -	1:15.955	1.158	93.80	12:53:28.940
26 -	1:16.094	1.297	93.62	12:54:45.034
27 -	1:17.505	2.708	91.92	12:56:02.539
28 -	1:16.997	2.200	92.53	12:57:19.536
29 -	1:19.084	4.287	90.08	12:58:38.620
30 -	1:20.163	5.366	88.87	12:59:58.783
31 -	2:01.563	46.766	58.60	13:02:00.346
32 -	1:57.152	42.355	60.81	13:03:57.498
33 -	1:16.200	1.403	93.49	13:05:13.698
34 -	1:14.797 (1)		95.25	13:06:28.495
35 -	1:15.129 (2)	0.332	94.83	13:07:43.624
36 -	1:15.131 (3)	0.334	94.82	13:08:58.755
37 -	1:15.580	0.783	94.26	13:10:14.335
38 -	1:16.256	1.459	93.43	13:11:30.591
39 -	1:17.686	2.889	91.71	13:12:48.277
40 -	1:16.190	1.393	93.51	13:14:04.467
41 -	1:17.140	2.343	92.35	13:15:21.607
42 -	1:17.335	2.538	92.12	13:16:38.942
43 -	1:18.128	3.331	91.19	13:17:57.070

DIFF = Difference To Personal Best Lap

44 -	1:17.148	2.351	92.35	13:19:14.218
------	----------	-------	-------	--------------

P5 29 AHLERS/BELLINGER

LAP	LAP TIME	DIFF	MPH	TIME OF DAY
1 -	1:33.632	17.271	76.09	12:18:49.921
2 -	2:06.702	50.341	56.23	12:20:56.623
3 -	2:12.573	56.212	53.74	12:23:09.196
4 -	1:48.995	32.634	65.36	12:24:58.191
5 -	1:18.747	2.386	90.47	12:26:16.938
6 -	1:19.813	3.452	89.26	12:27:36.751
7 -	1:17.580	1.219	91.83	12:28:54.331
8 -	1:17.416	1.055	92.03	12:30:11.747
9 -	1:19.324	2.963	89.81	12:31:31.071
10 -	1:17.935	1.574	91.41	12:32:49.006
11 -	1:18.031	1.670	91.30	12:34:07.037
12 -	1:16.740 (3)	0.379	92.84	12:35:23.777
13 -	1:16.823	0.462	92.74	12:36:40.600
14 -	1:19.993	3.632	89.06	12:38:00.593
15 -	1:16.772	0.411	92.80	12:39:17.365
16 -	1:16.487 (2)	0.126	93.14	12:40:33.852
17 -	1:17.291	0.930	92.17	12:41:51.143
18 -	1:17.488	1.127	91.94	12:43:08.631
19 -	1:16.361 (1)		93.30	12:44:24.992
20 -	1:18.392	2.031	90.88	12:45:43.384
21 -	1:17.400	1.039	92.04	12:47:00.784
22 -	1:17.579	1.218	91.83	12:48:18.363
23 -	1:17.836	1.475	91.53	12:49:36.199
24 -	1:22.449 P	6.088	86.41	12:50:58.648
25 -	2:43.149	1:26.788	43.66	12:53:41.797
26 -	1:20.871	4.510	88.09	12:55:02.668
27 -	1:21.171	4.810	87.77	12:56:23.839
28 -	1:21.852	5.491	87.04	12:57:45.691
29 -	1:48.084	31.723	65.91	12:59:33.775
30 -	1:24.632	8.271	84.18	13:00:58.407
31 -	1:21.167	4.806	87.77	13:02:19.574
32 -	1:39.527	23.166	71.58	13:03:59.101
33 -	1:20.966	4.605	87.99	13:05:20.067
34 -	1:20.416	4.055	88.59	13:06:40.483
35 -	1:20.440	4.079	88.57	13:08:00.923
36 -	1:20.390	4.029	88.62	13:09:21.313
37 -	1:20.215	3.854	88.81	13:10:41.528
38 -	1:20.335	3.974	88.68	13:12:01.863
39 -	1:19.907	3.546	89.16	13:13:21.770
40 -	1:20.728	4.367	88.25	13:14:42.498
41 -	1:21.144	4.783	87.80	13:16:03.642
42 -	1:21.615	5.254	87.29	13:17:25.257
43 -	1:21.997	5.636	86.88	13:18:47.254

P6 6 VOYAZIDES/HADFIELD

LAP	LAP TIME	DIFF	MPH	TIME OF DAY
1 -	1:28.084	17.941	80.88	12:18:44.373
2 -	2:05.335	55.192	56.84	12:20:49.708
3 -	2:12.902	1:02.759	53.60	12:23:02.610
4 -	1:49.988	39.845	64.77	12:24:52.598
5 -	1:15.141	4.998	94.81	12:26:07.739
6 -	1:13.124	2.981	97.43	12:27:20.863
7 -	1:12.535	2.392	98.22	12:28:33.398
8 -	1:12.489	2.346	98.28	12:29:45.887
9 -	1:12.411	2.268	98.39	12:30:58.298
10 -	1:12.622	2.479	98.10	12:32:10.920
11 -	1:13.382	3.239	97.08	12:33:24.302
12 -	1:12.696	2.553	98.00	12:34:36.998
13 -	1:12.620	2.477	98.10	12:35:49.618

Donington Park National
 Circuit Length = 1.9790 miles
 Start: 12:17 Flag 13:18 End: 13:19

Weather / Track : Cloudy / Dry

Masters Historic Sports Cars

RACE 7 - LAP ANALYSIS

DIFF = Difference To Personal Best Lap

14 -	1:12.368	2.225	98.45	12:37:01.986
15 -	1:12.570	2.427	98.17	12:38:14.556
16 -	1:12.151	2.008	98.74	12:39:26.707
17 -	1:12.822	2.679	97.83	12:40:39.529
18 -	1:12.971	2.828	97.63	12:41:52.500
19 -	1:18.314 P	8.171	90.97	12:43:10.814
20 -	2:28.956	1:18.813	47.83	12:45:39.770
21 -	1:10.749	0.606	100.70	12:46:50.519
22 -	1:10.528 (3)	0.385	101.01	12:48:01.047
23 -	1:10.143 (1)		101.57	12:49:11.190
24 -	1:10.378 (2)	0.235	101.23	12:50:21.568
25 -	1:11.041	0.898	100.28	12:51:32.609
26 -	1:12.027	1.884	98.91	12:52:44.636
27 -	1:10.809	0.666	100.61	12:53:55.445
28 -	1:18.274 P	8.131	91.02	12:55:13.719

P7 123 HYETT/FOX

LAP	LAP TIME	DIFF	MPH	TIME OF DAY
1 -	1:33.115	16.937	76.51	12:18:49.404
2 -	2:05.400	49.222	56.81	12:20:54.804
3 -	2:12.692	56.514	53.69	12:23:07.496
4 -	1:50.056	33.878	64.73	12:24:57.552
5 -	1:18.711	2.533	90.51	12:26:16.263
6 -	1:17.350	1.172	92.10	12:27:33.613
7 -	1:16.366 (2)	0.188	93.29	12:28:49.979
8 -	1:16.904	0.726	92.64	12:30:06.883
9 -	1:16.991	0.813	92.53	12:31:23.874
10 -	1:16.178 (1)		93.52	12:32:40.052
11 -	1:17.175	0.997	92.31	12:33:57.227
12 -	1:16.491	0.313	93.14	12:35:13.718
13 -	1:17.208	1.030	92.27	12:36:30.926
14 -	1:16.486 (3)	0.308	93.14	12:37:47.412
15 -	1:17.239	1.061	92.24	12:39:04.651
16 -	1:17.031	0.853	92.49	12:40:21.682
17 -	1:16.601	0.423	93.00	12:41:38.283
18 -	1:18.742	2.564	90.48	12:42:57.025
19 -	1:17.885	1.707	91.47	12:44:14.910
20 -	1:16.688	0.510	92.90	12:45:31.598
21 -	1:17.529	1.351	91.89	12:46:49.127
22 -	1:22.786 P	6.608	86.06	12:48:11.913
23 -	3:17.900	2:01.722	36.00	12:51:29.813
24 -	1:20.092	3.914	88.95	12:52:49.905
25 -	1:19.234	3.056	89.91	12:54:09.139
26 -	1:18.486	2.308	90.77	12:55:27.625

P8 89 A BANKS/M BANKS

LAP	LAP TIME	DIFF	MPH	TIME OF DAY
1 -	1:20.008	10.125	89.04	12:18:36.297
2 -	2:12.585	1:02.702	53.73	12:20:48.882
3 -	2:12.757	1:02.874	53.66	12:23:01.639
4 -	1:49.815	39.932	64.87	12:24:51.454
5 -	1:11.919	2.036	99.06	12:26:03.373
6 -	1:11.590	1.707	99.52	12:27:14.963
7 -	1:11.632	1.749	99.46	12:28:26.595
8 -	1:11.722	1.839	99.33	12:29:38.317
9 -	1:10.973	1.090	100.38	12:30:49.290
10 -	1:11.074	1.191	100.24	12:32:00.364
11 -	1:10.647	0.764	100.84	12:33:11.011
12 -	1:10.299 (3)	0.416	101.34	12:34:21.310
13 -	1:10.351	0.468	101.27	12:35:31.661
14 -	1:10.441	0.558	101.14	12:36:42.102
15 -	1:10.739	0.856	100.71	12:37:52.841
16 -	1:10.099 (2)	0.216	101.63	12:39:02.940

DIFF = Difference To Personal Best Lap

17 -	1:09.883 (1)		101.95	12:40:12.823
18 -	1:10.409	0.526	101.18	12:41:23.232
19 -	1:10.713	0.830	100.75	12:42:33.945
20 -	1:14.963 P	5.080	95.04	12:43:48.908
21 -	1:41.917 P	32.034	69.90	12:45:30.825

P9 14 Stefano ROSINA

LAP	LAP TIME	DIFF	MPH	TIME OF DAY
1 -	1:29.891	11.663	79.25	12:18:46.180
2 -	2:04.672	46.444	57.14	12:20:50.852
3 -	2:13.471	55.243	53.37	12:23:04.323
4 -	1:50.242	32.014	64.62	12:24:54.565
5 -	1:20.619 (3)	2.391	88.37	12:26:15.184
6 -	1:22.345	4.117	86.52	12:27:37.529
7 -	1:18.228 (1)		91.07	12:28:55.757
8 -	1:28.780 P	10.552	80.25	12:30:24.537
9 -	3:50.826	2:32.598	30.86	12:34:15.363
10 -	1:20.469 (2)	2.241	88.53	12:35:35.832
11 -	1:20.801	2.573	88.17	12:36:56.633
12 -	1:27.677 P	9.449	81.26	12:38:24.310

P10 52 Robert OLDERSHAW

LAP	LAP TIME	DIFF	MPH	TIME OF DAY
1 -	1:29.473 (2)	14.077	79.62	12:18:45.762
2 -	2:17.164	1:01.768	51.94	12:21:02.926
3 -	2:07.312	51.916	55.96	12:23:10.238
4 -	1:48.209 (3)	32.813	65.84	12:24:58.447
5 -	1:15.396 (1)		94.49	12:26:13.843
6 -	1:41.042 P	25.646	70.51	12:27:54.885

Weather / Track : Cloudy / Dry

Donington Park National
Circuit Length = 1.9790 miles
Start: 12:17 Flag 13:18 End: 13:19

Masters Historic Sports Cars

RACE 7 - LAP CHART

LAP 1 @ 12:18:36.297			LAP 2 @ 12:20:48.882			LAP 3 @ 12:23:01.639			LAP 4 @ 12:24:51.454			LAP 5 @ 12:26:03.373		
NO	BEHIND	LAP TIME	NO	BEHIND	LAP TIME	NO	BEHIND	LAP TIME	NO	BEHIND	LAP TIME	NO	BEHIND	LAP TIME
89		1:20.008	89		2:12.585	89		2:12.757	89		1:49.815	89		1:11.919
6	8.076	1:28.084	6	0.826	2:05.335	6	0.971	2:12.902	6	1.144	1:49.988	25	2.780	1:13.009
25	8.704	1:28.712	25	1.596	2:05.477	25	1.790	2:12.951	25	1.690	1:49.715	6	4.366	1:15.141
52	9.465	1:29.473	14	1.970	2:04.672	14	2.684	2:13.471	14	3.111	1:50.242	76	4.724	1:13.374
14	9.883	1:29.891	76	3.223	2:04.694	76	3.487	2:13.021	76	3.269	1:49.597	192	8.928	1:17.049
76	11.114	1:31.122	192	3.932	2:04.791	192	4.114	2:12.939	192	3.798	1:49.499	52	10.470	1:15.396
12	11.543	1:31.551	12	5.105	2:06.147	12	5.209	2:12.861	12	5.181	1:49.787	14	11.811	1:20.619
192	11.726	1:31.734	123	5.922	2:05.400	123	5.857	2:12.692	123	6.098	1:50.056	123	12.890	1:18.711
123	13.107	1:33.115	29	7.741	2:06.702	29	7.557	2:12.573	29	6.737	1:48.995	12	13.054	1:19.792
29	13.624	1:33.632	52	14.044	2:17.164	52	8.599	2:07.312	52	6.993	1:48.209	29	13.565	1:18.747

Weather / Track : Cloudy / Dry

Donington Park National
 Circuit Length = 1.9790 miles
 Start: 12:17 Flag 13:18 End: 13:19

Masters Historic Sports Cars

RACE 7 - LAP CHART

LAP 6 @ 12:27:14.963			LAP 7 @ 12:28:26.595			LAP 8 @ 12:29:38.317			LAP 9 @ 12:30:49.290			LAP 10 @ 12:32:00.364		
NO	BEHIND	LAP TIME	NO	BEHIND	LAP TIME	NO	BEHIND	LAP TIME	NO	BEHIND	LAP TIME	NO	BEHIND	LAP TIME
89		1:11.590	89		1:11.632	89		1:11.722	89		1:10.973	89		1:11.074
25	3.395	1:12.205	25	3.217	1:11.454	25	2.887	1:11.392	25	3.134	1:11.220	25	2.768	1:10.708
6	5.900	1:13.124	6	6.803	1:12.535	6	7.570	1:12.489	6	9.008	1:12.411	6	10.556	1:12.622
76	6.191	1:13.057	76	7.065	1:12.506	76	7.792	1:12.449	76	9.317	1:12.498	76	10.792	1:12.549
192	13.632	1:16.294	192	18.167	1:16.167	192	22.231	1:15.786	192	26.695	1:15.437	192	31.793	1:16.172
123	18.650	1:17.350	123	23.384	1:16.366	123	28.566	1:16.904	123	34.584	1:16.991	123	39.688	1:16.178
12	20.104	1:18.640	12	26.704	1:18.232	12	32.958	1:17.976	12	41.346	1:19.361	12	47.921	1:17.649
29	21.788	1:19.813	29	27.736	1:17.580	29	33.430	1:17.416	29	41.781	1:19.324	29	48.642	1:17.935
14	22.566	1:22.345	14	29.162	1:18.228	14	46.220	1:28.780 P						
52	39.922	1:41.042 P												

Weather / Track : Cloudy / Dry

Masters Historic Sports Cars

RACE 7 - LAP CHART

LAP 11 @ 12:33:11.011			LAP 12 @ 12:34:21.310			LAP 13 @ 12:35:31.661			LAP 14 @ 12:36:42.102			LAP 15 @ 12:37:52.841		
NO	BEHIND	LAP TIME	NO	BEHIND	LAP TIME	NO	BEHIND	LAP TIME	NO	BEHIND	LAP TIME	NO	BEHIND	LAP TIME
89		1:10.647	89		1:10.299	89		1:10.351	89		1:10.441	89		1:10.739
25	3.047	1:10.926	25	3.409	1:10.661	25	3.938	1:10.880	25	4.699	1:11.202	12	1 Lap	1:18.219
76	12.264	1:12.119	76	13.488	1:11.523	14	3 Laps	1:20.469	14	3 Laps	1:20.801	25	5.154	1:11.194
6	13.291	1:13.382	6	15.688	1:12.696	76	15.022	1:11.885	76	15.887	1:11.306	29	1 Lap	1:19.993
192	36.403	1:15.257	192	41.396	1:15.292	6	17.957	1:12.620	6	19.884	1:12.368	76	17.409	1:12.261
123	46.216	1:17.175	123	52.408	1:16.491	192	47.080	1:16.035	192	51.555	1:14.916	6	21.715	1:12.570
12	55.232	1:17.958	12	1:01.421	1:16.488	123	59.265	1:17.208	123	1:05.310	1:16.486	14	3 Laps	1:27.677 P
29	56.026	1:18.031	29	1:02.467	1:16.740	12	1:08.060	1:16.990				192	55.488	1:14.672
14	2 Laps	3:50.826				29	1:08.939	1:16.823						

Weather / Track : Cloudy / Dry

Masters Historic Sports Cars

RACE 7 - LAP CHART

LAP 16 @ 12:39:02.940			LAP 17 @ 12:40:12.823			LAP 18 @ 12:41:23.232			LAP 19 @ 12:42:33.945			LAP 20 @ 12:43:48.908		
NO	BEHIND	LAP TIME	NO	BEHIND	LAP TIME	NO	BEHIND	LAP TIME	NO	BEHIND	LAP TIME	NO	BEHIND	LAP TIME
89		1:10.099	89		1:09.883	89		1:10.409	89		1:10.713	89		1:14.963 P
123	1 Lap	1:17.239	25	6.831	1:10.779	25	7.219	1:10.797	25	7.119	1:10.613	25	3.053	1:10.897
25	5.935	1:10.880	123	1 Lap	1:17.031	123	1 Lap	1:16.601	123	1 Lap	1:18.742	76	22.698	1:12.337
12	1 Lap	1:17.131	12	1 Lap	1:16.722	76	23.901	1:13.115	76	25.324	1:12.136	123	1 Lap	1:17.885
29	1 Lap	1:16.772	29	1 Lap	1:16.487	12	1 Lap	1:16.499	12	1 Lap	1:16.650	12	1 Lap	1:17.101
76	19.414	1:12.104	76	21.195	1:11.664	29	1 Lap	1:17.291	29	1 Lap	1:17.488	29	1 Lap	1:16.361
6	23.767	1:12.151	6	26.706	1:12.822	6	29.268	1:12.971	6	36.869	1:18.314 P	192	1:13.842	1:14.928
192	1:00.089	1:14.700	192	1:04.764	1:14.558	192	1:09.155	1:14.800	192	1:13.877	1:15.435			

Weather / Track : Cloudy / Dry

Donington Park National
 Circuit Length = 1.9790 miles
 Start: 12:17 Flag 13:18 End: 13:19

Masters Historic Sports Cars

RACE 7 - LAP CHART

LAP 21 @ 12:45:02.798			LAP 22 @ 12:46:14.119			LAP 23 @ 12:47:25.321			LAP 24 @ 12:48:39.841			LAP 25 @ 12:51:08.768		
NO	BEHIND	LAP TIME	NO	BEHIND	LAP TIME	NO	BEHIND	LAP TIME	NO	BEHIND	LAP TIME	NO	BEHIND	LAP TIME
25		1:10.837	25		1:11.321	25		1:11.202	25		1:14.520 P	25		2:28.927
76	23.312	1:14.504 P	192	1 Lap	1:14.902	192	1 Lap	1:14.803	192	1 Lap	1:14.527	123	2 Laps	3:17.900
89	28.027	1:41.917 P	123	1 Lap	1:17.529	76	1 Lap	2:31.910	76	1 Lap	1:11.810	6	23.841	1:11.041
123	1 Lap	1:16.688	6	1 Lap	1:10.749	6	1 Lap	1:10.528	6	1 Lap	1:10.143	76	25.247	1:12.832
12	1 Lap	1:16.778	12	1 Lap	1:17.213	123	1 Lap	1:22.786 P	29	1 Lap	1:17.836	12	1 Lap	1:17.156
6	1 Lap	2:28.956	29	1 Lap	1:17.400	12	1 Lap	1:20.749 P	192	1:25.416	1:18.275 P			
29	1 Lap	1:18.392				29	1 Lap	1:17.579	76	1:41.342	1:11.353			
									6	1:41.727	1:10.378			
									12	1 Lap	2:39.046			
									29	2:18.807	1:22.449 P			

Weather / Track : Cloudy / Dry

Masters Historic Sports Cars

RACE 7 - LAP CHART

LAP 26 @ 12:52:20.341			LAP 27 @ 12:53:31.377			LAP 28 @ 12:54:42.708			LAP 29 @ 12:55:53.987			LAP 30 @ 12:57:05.861		
NO	BEHIND	LAP TIME	NO	BEHIND	LAP TIME	NO	BEHIND	LAP TIME	NO	BEHIND	LAP TIME	NO	BEHIND	LAP TIME
25		1:11.573	25		1:11.036	25		1:11.331	25		1:11.279	25		1:11.874
6	24.295	1:12.027	29	2 Laps	2:43.149	12	2 Laps	1:16.094	12	2 Laps	1:17.505	12	2 Laps	1:16.997
192	1 Lap	2:39.692	6	24.068	1:10.809	29	2 Laps	1:20.871	29	2 Laps	1:21.171	76	33.937	1:14.576
76	26.303	1:12.629	76	28.172	1:12.905	76	29.459	1:12.618	76	31.235	1:13.055	29	2 Laps	1:21.852
123	2 Laps	1:20.092	192	1 Lap	1:17.723	6	31.011	1:18.274 P	192	1 Lap	1:17.037	192	1 Lap	1:19.719
12	1 Lap	1:15.955	123	2 Laps	1:19.234	192	1 Lap	1:18.162						
						123	2 Laps	1:18.486						

Weather / Track : Cloudy / Dry

Results can be found at www.tsl-timing.com

Page 6 of 10

Donington Park National
 Circuit Length = 1.9790 miles
 Start: 12:17 Flag 13:18 End: 13:19

Printed - 13:22 Sunday, 09 June 2019

Masters Historic Sports Cars

RACE 7 - LAP CHART

LAP 31 @ 12:58:21.078			LAP 32 @ 12:59:38.417			LAP 33 @ 13:01:59.608			LAP 34 @ 13:03:56.735			LAP 35 @ 13:05:08.719		
NO	BEHIND	LAP TIME	NO	BEHIND	LAP TIME	NO	BEHIND	LAP TIME	NO	BEHIND	LAP TIME	NO	BEHIND	LAP TIME
25		1:15.217	25		1:17.339	25		2:21.191	25		1:57.127	25		1:11.984
12	2 Laps	1:19.084	12	2 Laps	1:20.163	12	2 Laps	2:01.563	12	2 Laps	1:57.152	76	3.142	1:14.071
76	1:05.510	1:46.790	76	1:03.144	1:14.973	76	1.937	1:19.984	76	1.055	1:56.245	12	2 Laps	1:16.200
29	2 Laps	1:48.084	29	2 Laps	1:24.632	29	2 Laps	1:21.167	29	2 Laps	1:39.527	192	1 Lap	1:16.582
192	1 Lap	1:40.398	192	1 Lap	1:24.761	192	1 Lap	1:18.099	192	1 Lap	1:38.706	29	2 Laps	1:20.966

Weather / Track : Cloudy / Dry

Results can be found at www.tsl-timing.com

Page 7 of 10

Donington Park National
 Circuit Length = 1.9790 miles
 Start: 12:17 Flag 13:18 End: 13:19

Printed - 13:22 Sunday, 09 June 2019

Masters Historic Sports Cars

RACE 7 - LAP CHART

LAP 36 @ 13:06:20.385			LAP 37 @ 13:07:31.689			LAP 38 @ 13:08:43.112			LAP 39 @ 13:09:54.586			LAP 40 @ 13:11:05.963		
NO	BEHIND	LAP TIME	NO	BEHIND	LAP TIME	NO	BEHIND	LAP TIME	NO	BEHIND	LAP TIME	NO	BEHIND	LAP TIME
25		1:11.666	25		1:11.304	25		1:11.423	25		1:11.474	25		1:11.377
76	3.617	1:12.141	76	4.500	1:12.187	76	4.820	1:11.743	76	5.932	1:12.586	76	7.052	1:12.497
12	2 Laps	1:14.797	12	2 Laps	1:15.129	12	2 Laps	1:15.131	12	2 Laps	1:15.580	12	2 Laps	1:16.256
192	1 Lap	1:17.701	192	1 Lap	1:18.169	192	1 Lap	1:16.909	192	1 Lap	1:16.804	192	1 Lap	1:16.741
29	2 Laps	1:20.416	29	2 Laps	1:20.440	29	2 Laps	1:20.390	29	2 Laps	1:20.215	29	2 Laps	1:20.335

Weather / Track : Cloudy / Dry

Masters Historic Sports Cars

RACE 7 - LAP CHART

LAP 41 @ 13:12:17.403			LAP 42 @ 13:13:29.455			LAP 43 @ 13:14:41.842			LAP 44 @ 13:15:53.722			LAP 45 @ 13:17:05.610		
NO	BEHIND	LAP TIME	NO	BEHIND	LAP TIME	NO	BEHIND	LAP TIME	NO	BEHIND	LAP TIME	NO	BEHIND	LAP TIME
25		1:11.440	25		1:12.052	25		1:12.387	25		1:11.880	25		1:11.888
76	9.468	1:13.856	76	11.476	1:14.060	29	3 Laps	1:20.728	29	3 Laps	1:21.144	76	17.250	1:13.946
12	2 Laps	1:17.686	12	2 Laps	1:16.190	76	13.555	1:14.466	76	15.192	1:13.517	29	3 Laps	1:21.615
192	1 Lap	1:16.960	192	1 Lap	1:16.976	12	2 Laps	1:17.140	12	2 Laps	1:17.335	12	2 Laps	1:18.128
29	2 Laps	1:19.907				192	1 Lap	1:16.807	192	1 Lap	1:17.449	192	1 Lap	1:18.568

Weather / Track : Cloudy / Dry

Results can be found at www.tsl-timing.com

Page 9 of 10

Donington Park National
Circuit Length = 1.9790 miles
Start: 12:17 Flag 13:18 End: 13:19

Printed - 13:22 Sunday, 09 June 2019

Masters Historic Sports Cars

RACE 7 - LAP CHART

LAP 46 @ 13:18:17.570

NO	BEHIND	LAP TIME
25		1:11.960
76	18.868	1:13.578
29	3 Laps	1:21.997
12	2 Laps	1:17.148
192	1 Lap	1:18.885

Masters Historic Sports Cars

RACE 7 - POSITION CHART

No	Name	Lap Pos	Lap																																		
			1	2	3	4	5	6	7	8	9	10	11	12	13	14	15	16	17	18	19	20	21	22	23	24	25	26	27	28	29	30	31	32			
89	A BANKS/M BANKS	1	89	89	89	89	89	89	89	89	89	89	89	89	89	89	89	89	89	89	89	89	89	89	89	89	89	89	89	89	89	89	89	89	89	89	89
6	VOYAZIDES/HADFIELD	2	6	6	6	6	25	25	25	25	25	25	25	25	25	25	25	25	25	25	25	25	25	25	25	25	25	25	25	25	25	25	25	25	25	25	25
25	GANS	3	25	25	25	25	6	6	6	6	6	6	6	6	6	6	6	6	6	6	6	6	6	6	6	6	6	6	6	6	6	6	6	6	6	6	6
52	OLDERSHAW	4	52	14	14	14	76	76	76	76	76	76	76	76	76	76	76	76	76	76	76	76	76	76	76	76	76	76	76	76	76	76	76	76	76	76	76
76	WRIGLEY	5	14	76	76	76	192	192	192	192	192	192	192	192	192	192	192	192	192	192	192	192	192	192	192	192	192	192	192	192	192	192	192	192	192	192	192
192	THOMAS/LOCKIE	6	76	192	192	192	52	123	123	123	123	123	123	123	123	123	123	123	123	123	123	123	123	123	123	123	123	123	123	123	123	123	123	123	123	123	123
12	ALLEN	7	12	12	12	12	14	12	12	12	12	12	12	12	12	12	12	12	12	12	12	12	12	12	12	12	12	12	12	12	12	12	12	12	12	12	12
14	ROSINA	8	192	123	123	123	123	123	29	29	29	29	29	29	29	29	29	29	29	29	29	29	29	29	29	29	29	29	29	29	29	29	29	29	29	29	29
123	HYETT/FOX	9	123	29	29	29	12	14	14	14	14	14	14	14	14	14	14	14	14	14	14	14	14	14	14	14	14	14	14	14	14	14	14	14	14	14	14
29	AHLERS/BELLINGER	10	29	52	52	52	29	52	52	52	52	52	52	52	52	52	52	52	52	52	52	52	52	52	52	52	52	52	52	52	52	52	52	52	52	52	52
117	SIMMONDS	11																																			

Weather / Track : Cloudy / Dry

Donington Park National
 Circuit Length = 1.9790 miles
 Start: 12:17 Flag 13:18 End: 13:19

Masters Historic Sports Cars

RACE 7 - STATISTICS

Competitors Started 10
Planned Start 2019-06-09 @ 12:20:00.000
Actual Start 2019-06-09 @ 12:17:16.288
Finish Time 2019-06-09 @ 13:18:16.543
Track Length 1.9790mi.
Total Laps 317
Total Distance Covered 627.3643mi.

Session Fastest Lap History

NO	CL	NAME	LAP TIME	TIME OF DAY	LAP	VEHICLE
89	Rodriguez	A BANKS/M BANKS	1:20.008	12:18:36.302	1	McLaren M6B
89	Rodriguez	A BANKS/M BANKS	1:11.919	12:26:03.376	5	McLaren M6B
89	Rodriguez	A BANKS/M BANKS	1:11.590	12:27:14.967	6	McLaren M6B
25	Stommele	Michael GANS	1:11.454	12:28:29.819	7	Lola T290
25	Stommele	Michael GANS	1:11.392	12:29:41.210	8	Lola T290
89	Rodriguez	A BANKS/M BANKS	1:10.973	12:30:49.295	9	McLaren M6B
25	Stommele	Michael GANS	1:10.708	12:32:03.137	10	Lola T290
89	Rodriguez	A BANKS/M BANKS	1:10.647	12:33:11.015	11	McLaren M6B
89	Rodriguez	A BANKS/M BANKS	1:10.299	12:34:21.315	12	McLaren M6B
89	Rodriguez	A BANKS/M BANKS	1:10.099	12:39:02.945	16	McLaren M6B
89	Rodriguez	A BANKS/M BANKS	1:09.883	12:40:12.828	17	McLaren M6B

Session Leader History

NO	CL	NAME	FROM LAP	LAPS LED	DISTANCE	VEHICLE
89	Rodriguez	A BANKS/M BANKS	1	20	39.54 miles	McLaren M6B
25	Stommele	Michael GANS	21	26	51.45 miles	Lola T290

Flag History

TYPE	TIME OF DAY
GREEN	12:17:16.288
SAFETY	12:17:34.433
GREEN	12:24:48.725
SAFETY	12:57:02.026
GREEN	13:03:53.254
FINISH	13:18:16.543

Flag Statistics

TYPE	COUNT	TOTAL LAPS	TOTAL TIME
Green	3	39	48:13.387
Red	0	0	0.000
Safety Car	2	7	14:05.521
FCY	0	0	0.000

Weather / Track : Cloudy / Dry

These results are provisional until the conclusion of any judicial and technical matters.

Donington Park National
Circuit Length = 1.9790 miles
Start: 12:17 Flag 13:18 End: 13:19

Race Director :	Stewards :	Timekeeper :
-----------------	------------	--------------

Masters Historic Sports Cars

RACE 7 - PIT STOP ANALYSIS

P1 25 Michael GANS				
STOP	IN TIME	STOP TIME	TOTAL TIME	OUT TIME
1 -	12:48:39.841	1:19.980	1:19.980	12:49:59.821

P2 76 Matthew WRIGLEY				
STOP	IN TIME	STOP TIME	TOTAL TIME	OUT TIME
1 -	12:45:26.110	1:21.881	1:21.881	12:46:47.991

P3 192 THOMAS/LOCKIE				
STOP	IN TIME	STOP TIME	TOTAL TIME	OUT TIME
1 -	12:50:05.257	1:22.639	1:22.639	12:51:27.896

P4 12 Paul ALLEN				
STOP	IN TIME	STOP TIME	TOTAL TIME	OUT TIME
1 -	12:48:16.783	1:23.474	1:23.474	12:49:40.257

P5 29 AHLERS/BELLINGER				
STOP	IN TIME	STOP TIME	TOTAL TIME	OUT TIME
1 -	12:50:58.648	1:20.779	1:20.779	12:52:19.427

P6 6 VOYAZIDES/HADFIELD				
STOP	IN TIME	STOP TIME	TOTAL TIME	OUT TIME
1 -	12:43:10.814	1:18.619	1:18.619	12:44:29.433
2 -	12:55:13.719			

P7 123 HYETT/FOX				
STOP	IN TIME	STOP TIME	TOTAL TIME	OUT TIME
1 -	12:48:11.913	1:58.110	1:58.110	12:50:10.023

P8 89 A BANKS/M BANKS				
STOP	IN TIME	STOP TIME	TOTAL TIME	OUT TIME
1 -	12:43:48.908	27.295	27.295	12:44:16.203
2 -	12:45:30.825			

P9 14 Stefano ROSINA				
STOP	IN TIME	STOP TIME	TOTAL TIME	OUT TIME
1 -	12:30:24.537	2:28.935	2:28.935	12:32:53.472
2 -	12:38:24.310			

P10 52 Robert OLDERSHAW				
STOP	IN TIME	STOP TIME	TOTAL TIME	OUT TIME
1 -	12:27:54.885			