



# **GENTLEMEN DRIVERS PRE-66 GT CARS**

**Donington Park National Circuit**

**8<sup>th</sup> / 9<sup>th</sup> June 2019**



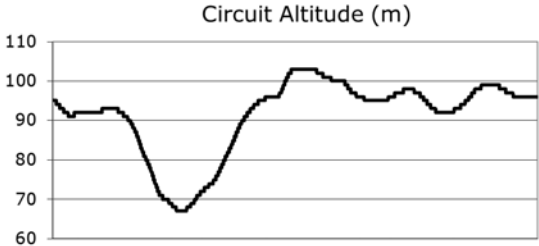
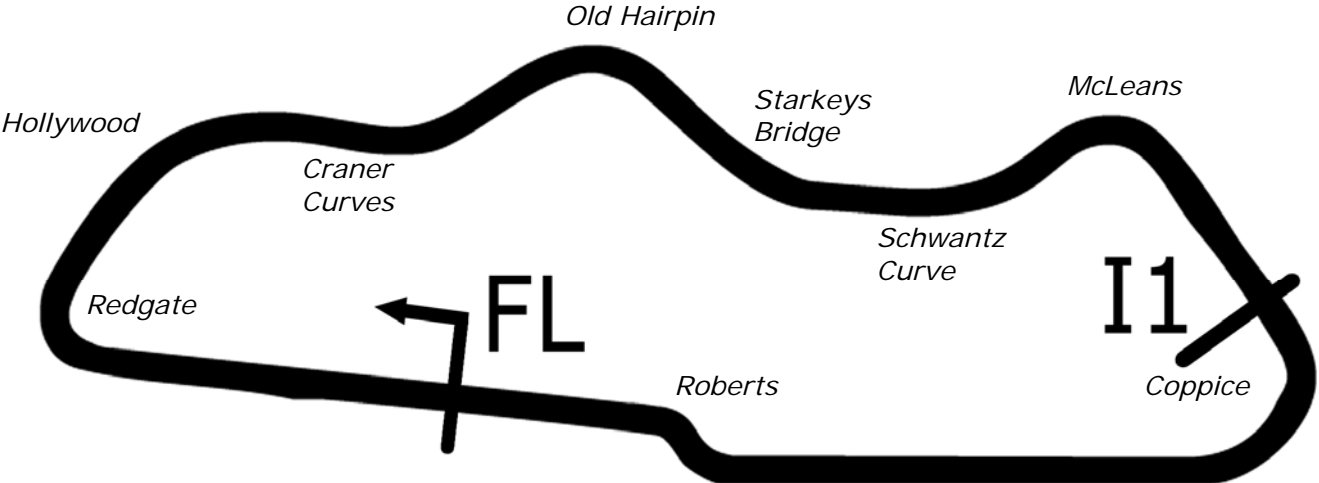
**Results Provided by Timing Solutions Ltd**  
[www.tsl-timing.com](http://www.tsl-timing.com)

# Donington Park National



SPORTS TIMING

TIMING SOLUTIONS LTD



Length	1.9790 miles	3185.0 m	
FL		52.82971 N	1.37867 W
I1	2096m	52.82978 N	1.36508 W
Pit Entry	3100m	52.82951 N	1.37832 W
Pit Exit	229m after FL	52.82996 N	1.38205 W
Pit Entry–Pit Exit 256m, 15.3s @60kph, 11.5s @80kph			

All results available at [www.tsl-timing.com](http://www.tsl-timing.com)

## Gentlemen Drivers

### QUALIFYING - RACE 2 - CLASSIFICATION

POS	NO	CL	PIC NAME	ENTRY	TIME	ON	LAPS	GAP	DIFF	MPH
1	192	C3	1 THOMAS/LOCKIE	Shelby Daytona Cobra	1:39.909	20	22			71.31
2	2	C3	2 VOYAZIDES/HADFIELD	Shelby Daytona Cobra	1:40.356	17	22	0.447	0.447	70.99
3	53	C3	3 John PEARSON	Jaguar E-Type	1:42.736	8	16	2.827	2.380	69.34
4	3	CLP	1 Steve SOPER	Lotus Elan 26R	1:43.820	8	11	3.911	1.084	68.62
5	29*	C2	1 AHLERS/BELLINGER	Morgan Plus 4 Super Sports	1:43.891	7	12	3.982	0.071	68.57
6	144	C3	4 POCHCIOL/WOLFE	Jaguar E-Type	1:44.879	3	17	4.970	0.988	67.93
7	151	C3	5 YATES/MITCHELL	AC Cobra	1:45.048	12	13	5.139	0.169	67.82
8	174	C3	6 Mark DONNOR	Jaguar E-Type	1:45.329	8	21	5.420	0.281	67.64
9	32	C3	7 John SPIERS	TVR Griffith	1:48.095	8	15	8.186	2.766	65.91
10	186	C3	8 SMITHIES/CLARKSON	AC Cobra Daytona Coupe	1:48.468	7	17	8.559	0.373	65.68
11	52	CLP	2 MAYDON/WILLIS	Ginetta G4R	1:48.940	16	17	9.031	0.472	65.39
12	223	CLP	3 HYETT/FOX	Lotus Elan 26R	1:48.987	3	13	9.078	0.047	65.37
13	79	CLP	4 Mark MARTIN	Lotus Elan 26R	1:50.526	16	20	10.617	1.539	64.46
14	51	C1	1 WILKINSON/KINSELLA	MG B Roadster	1:52.147	17	19	12.238	1.621	63.52
15	63	CLP	5 Patrick JACK	Lotus Elan	1:53.319	9	15	13.410	1.172	62.87
16	67	CLP	6 Ted TUPPEN	Lotus Elan	1:54.463	12	17	14.554	1.144	62.24
17	62	C2	2 ROSS-JONES/DODKINS	Triumph SLR	1:55.622	6	10	15.713	1.159	61.62
18	136	C1	2 MALLETT/CLARKE	MG B Roadster	2:01.018	8	12	21.109	5.396	58.87
19	74	C1	3 AYLETT/FARRALL	Diva GT	2:05.442	6	7	25.533	4.424	56.79
20	6	CLP	7 CARLINO/WARD	Lotus Elan	2:06.190	11	11	26.281	0.748	56.45

No. 29 - 1 Lap time disallowed; exceeding track limits.

Weather / Track : Rain / Wet

These results are provisional until the conclusion of any judicial and technical matters.

Donington Park National  
Circuit Length = 1.9790 miles  
Start: 09:05 Flag 09:45 End: 09:46

Clerk Of Course :	Steward :	Timekeeper :
-------------------	-----------	--------------

## Gentlemen Drivers

### QUALIFYING - RACE 2 - LAP ANALYSIS

DIFF = Difference To Personal Best Lap

P1 192 THOMAS/LOCKIE				
LAP	LAP TIME	DIFF	MPH	TIME OF DAY
1 -	1:45.430	5.521	67.57	09:09:04.175
2 -	1:44.730	4.821	68.02	09:10:48.905
3 -	1:43.838	3.929	68.61	09:12:32.743
4 -	1:44.533	4.624	68.15	09:14:17.276
5 -	1:42.121	2.212	69.76	09:15:59.397
6 -	1:43.066	3.157	69.12	09:17:42.463
7 -	1:42.469	2.560	69.52	09:19:24.932
8 -	1:43.634	3.725	68.74	09:21:08.566
9 -	1:45.131	5.222	67.76	09:22:53.697
10 -	1:42.124	2.215	69.76	09:24:35.821
11 -	1:51.209 P	11.300	64.06	09:26:27.030
12 -	3:11.693	1:31.784	37.16	09:29:38.723
13 -	1:44.388	4.479	68.25	09:31:23.111
14 -	1:42.382	2.473	69.58	09:33:05.493
15 -	1:42.222	2.313	69.69	09:34:47.715
16 -	1:40.698	0.789	70.75	09:36:28.413
17 -	1:41.475	1.566	70.21	09:38:09.888
18 -	1:43.859	3.950	68.59	09:39:53.747
19 -	1:40.399	0.490	70.96	09:41:34.146
20 -	<b>1:39.909 (1)</b>		<b>71.31</b>	<b>09:43:14.055</b>
21 -	1:40.361 (3)	0.452	70.99	09:44:54.416
22 -	1:40.269 (2)	0.360	71.05	09:46:34.685

P2 2 VOYAZIDES/HADFIELD				
LAP	LAP TIME	DIFF	MPH	TIME OF DAY
1 -	1:47.871	7.515	66.04	09:08:47.554
2 -	1:45.781	5.425	67.35	09:10:33.335
3 -	1:44.962	4.606	67.87	09:12:18.297
4 -	1:45.861	5.505	67.30	09:14:04.158
5 -	1:44.876	4.520	67.93	09:15:49.034
6 -	1:46.109	5.753	67.14	09:17:35.143
7 -	1:45.163	4.807	67.74	09:19:20.306
8 -	1:46.189	5.833	67.09	09:21:06.495
9 -	1:46.775	6.419	66.72	09:22:53.270
10 -	1:51.329 P	10.973	63.99	09:24:44.599
11 -	2:51.135	1:10.779	41.63	09:27:35.734
12 -	1:46.089	5.733	67.15	09:29:21.823
13 -	1:43.112	2.756	69.09	09:31:04.935
14 -	1:42.232	1.876	69.69	09:32:47.167
15 -	1:41.276	0.920	70.34	09:34:28.443
16 -	1:41.254	0.898	70.36	09:36:09.697
17 -	<b>1:40.356 (1)</b>		<b>70.99</b>	<b>09:37:50.053</b>
18 -	1:40.888	0.532	70.61	09:39:30.941
19 -	1:41.542	1.186	70.16	09:41:12.483
20 -	1:40.871	0.515	70.63	09:42:53.354
21 -	1:40.539 (2)	0.183	70.86	09:44:33.893
22 -	1:40.675 (3)	0.319	70.76	09:46:14.568

P3 53 John PEARSON				
LAP	LAP TIME	DIFF	MPH	TIME OF DAY
1 -	1:48.088	5.352	65.91	09:09:28.219
2 -	1:47.205	4.469	66.45	09:11:15.424
3 -	1:48.334	5.598	65.76	09:13:03.758
4 -	1:46.873	4.137	66.66	09:14:50.631
5 -	1:45.177	2.441	67.73	09:16:35.808
6 -	1:44.791	2.055	67.98	09:18:20.599
7 -	1:42.802 (2)	0.066	69.30	09:20:03.401
8 -	<b>1:42.736 (1)</b>		<b>69.34</b>	<b>09:21:46.137</b>
9 -	1:50.386 P	7.650	64.54	09:23:36.523
10 -	12:18.978	10:36.242	9.64	09:35:55.501

DIFF = Difference To Personal Best Lap

11 -	1:43.336 (3)	0.600	68.94	09:37:38.837
12 -	1:44.784	2.048	67.99	09:39:23.621
13 -	1:44.609	1.873	68.10	09:41:08.230
14 -	1:44.936	2.200	67.89	09:42:53.166
15 -	1:43.592	0.856	68.77	09:44:36.758
16 -	2:00.726 P	17.990	59.01	09:46:37.484

P4 3 Steve SOPER				
LAP	LAP TIME	DIFF	MPH	TIME OF DAY
1 -	1:47.754	3.934	66.11	09:08:59.056
2 -	1:46.936	3.116	66.62	09:10:45.992
3 -	1:45.670	1.850	67.42	09:12:31.662
4 -	1:47.585	3.765	66.22	09:14:19.247
5 -	1:44.202 (2)	0.382	68.37	09:16:03.449
6 -	2:23.446 P	39.626	49.66	09:18:26.895
7 -	8:13.310	6:29.490	14.44	09:26:40.205
8 -	<b>1:43.820 (1)</b>		<b>68.62</b>	<b>09:28:24.025</b>
9 -	1:44.601 (3)	0.781	68.11	09:30:08.626
10 -	1:45.032	1.212	67.83	09:31:53.658
11 -	1:49.860 P	6.040	64.85	09:33:43.518

P5 29 AHLERS/BELLINGER				
LAP	LAP TIME	DIFF	MPH	TIME OF DAY
1 -	1:46.883	2.992	66.65	09:08:49.337
2 -	1:45.902 (3)	2.011	67.27	09:10:35.239
3 -	1:46.058	2.167	67.17	09:12:21.297
4 -	1:46.947	3.056	66.61	09:14:08.244
5 -	1:45.223 D	1.332	67.70	09:15:53.467
6 -	1:45.189 (2)	1.298	67.73	09:17:38.656
7 -	<b>1:43.891 (1)</b>		<b>68.57</b>	<b>09:19:22.547</b>
8 -	2:01.141 P	17.250	58.81	09:21:23.688
9 -	12:02.660	10:18.769	9.85	09:33:26.348
10 -	1:54.094	10.203	62.44	09:35:20.442
11 -	1:55.186	11.295	61.85	09:37:15.628
12 -	1:58.438 P	14.547	60.15	09:39:14.066

P6 144 POCHCIOL/WOLFE				
LAP	LAP TIME	DIFF	MPH	TIME OF DAY
1 -	1:47.062 (3)	2.183	66.54	09:09:06.783
2 -	1:46.196 (2)	1.317	67.08	09:10:52.979
3 -	<b>1:44.879 (1)</b>		<b>67.93</b>	<b>09:12:37.858</b>
4 -	1:55.988 P	11.109	61.42	09:14:33.846
5 -	3:31.742	1:46.863	33.64	09:18:05.588
6 -	1:52.917	8.038	63.09	09:19:58.505
7 -	1:50.886	6.007	64.25	09:21:49.391
8 -	1:51.550	6.671	63.86	09:23:40.941
9 -	1:53.094	8.215	62.99	09:25:34.035
10 -	1:51.991	7.112	63.61	09:27:26.026
11 -	1:54.508	9.629	62.21	09:29:20.534
12 -	1:51.771	6.892	63.74	09:31:12.305
13 -	1:52.150	7.271	63.52	09:33:04.455
14 -	1:55.710	10.831	61.57	09:35:00.165
15 -	1:50.126	5.247	64.69	09:36:50.291
16 -	1:53.043	8.164	63.02	09:38:43.334
17 -	2:32.332 P	47.453	46.77	09:41:15.666

P7 151 YATES/MITCHELL				
LAP	LAP TIME	DIFF	MPH	TIME OF DAY
1 -	1:58.170	13.122	60.29	09:09:27.143
2 -	1:57.482	12.434	60.64	09:11:24.625
3 -	1:55.301	10.253	61.79	09:13:19.926

Weather / Track : Rain / Wet

Donington Park National  
Circuit Length = 1.9790 miles  
Start: 09:05 Flag 09:45 End: 09:46

## Gentlemen Drivers

### QUALIFYING - RACE 2 - LAP ANALYSIS

DIFF = Difference To Personal Best Lap

4 -	1:57.749	12.701	60.50	09:15:17.675
5 -	1:54.998	9.950	61.95	09:17:12.673
6 -	2:02.464 <b>P</b>	17.416	58.17	09:19:15.137
7 -	3:33.948	1:48.900	33.30	09:22:49.085
8 -	1:48.725	3.677	65.52	09:24:37.810
9 -	1:47.046 <b>(3)</b>	1.998	66.55	09:26:24.856
10 -	1:45.549 <b>(2)</b>	0.501	67.50	09:28:10.405
11 -	1:47.752	2.704	66.12	09:29:58.157
<b>12 -</b>	<b>1:45.048 (1)</b>		<b>67.82</b>	<b>09:31:43.205</b>
13 -	1:57.050 <b>P</b>	12.002	60.86	09:33:40.255

#### P8 174 Mark DONNOR

LAP	LAP TIME	DIFF	MPH	TIME OF DAY
1 -	1:51.986	6.657	63.62	09:09:10.807
2 -	1:50.311	4.982	64.58	09:11:01.118
3 -	1:48.304	2.975	65.78	09:12:49.422
4 -	1:51.820	6.491	63.71	09:14:41.242
5 -	1:51.335	6.006	63.99	09:16:32.577
6 -	1:47.635	2.306	66.19	09:18:20.212
7 -	1:47.385	2.056	66.34	09:20:07.597
<b>8 -</b>	<b>1:45.329 (1)</b>		<b>67.64</b>	<b>09:21:52.926</b>
9 -	1:46.820	1.491	66.69	09:23:39.746
10 -	1:49.091	3.762	65.30	09:25:28.837
11 -	1:51.683	6.354	63.79	09:27:20.520
12 -	1:56.139	10.810	61.34	09:29:16.659
13 -	1:47.432	2.103	66.31	09:31:04.091
14 -	1:47.087	1.758	66.53	09:32:51.178
15 -	1:46.553	1.224	66.86	09:34:37.731
16 -	1:45.425 <b>(2)</b>	0.096	67.58	09:36:23.156
17 -	1:45.622 <b>(3)</b>	0.293	67.45	09:38:08.778
18 -	1:50.862	5.533	64.26	09:39:59.640
19 -	1:47.760	2.431	66.11	09:41:47.400
20 -	1:46.399	1.070	66.96	09:43:33.799
21 -	1:45.918	0.589	67.26	09:45:19.717

#### P9 32 John SPIERS

LAP	LAP TIME	DIFF	MPH	TIME OF DAY
1 -	1:53.324	5.229	62.86	09:09:14.880
2 -	1:56.063	7.968	61.38	09:11:10.943
3 -	1:51.271	3.176	64.02	09:13:02.214
4 -	1:54.841	6.746	62.03	09:14:57.055
5 -	1:49.386 <b>(3)</b>	1.291	65.13	09:16:46.441
6 -	1:52.126	4.031	63.54	09:18:38.567
7 -	1:48.158 <b>(2)</b>	0.063	65.87	09:20:26.725
<b>8 -</b>	<b>1:48.095 (1)</b>		<b>65.91</b>	<b>09:22:14.820</b>
9 -	1:53.562	5.467	62.73	09:24:08.382
10 -	1:56.140 <b>P</b>	8.045	61.34	09:26:04.522
11 -	5:48.280	4:00.185	20.45	09:31:52.802
12 -	1:51.854	3.759	63.69	09:33:44.656
13 -	1:55.940 <b>P</b>	7.845	61.45	09:35:40.596
14 -	4:59.612	3:11.517	23.77	09:40:40.208
15 -	1:56.469 <b>P</b>	8.374	61.17	09:42:36.677

#### P10 186 SMITHIES/CLARKSON

LAP	LAP TIME	DIFF	MPH	TIME OF DAY
1 -	1:54.729	6.261	62.09	09:09:22.113
2 -	1:52.705	4.237	63.21	09:11:14.818
3 -	1:53.772	5.304	62.62	09:13:08.590
4 -	1:52.639	4.171	63.25	09:15:01.229
5 -	1:49.031 <b>(2)</b>	0.563	65.34	09:16:50.260
6 -	1:49.539 <b>(3)</b>	1.071	65.04	09:18:39.799
<b>7 -</b>	<b>1:48.468 (1)</b>		<b>65.68</b>	<b>09:20:28.267</b>

DIFF = Difference To Personal Best Lap

8 -	1:52.026	3.558	63.59	09:22:20.293
9 -	1:55.940 <b>P</b>	7.472	61.45	09:24:16.233
10 -	4:10.287	2:21.819	28.46	09:28:26.520
11 -	1:55.976	7.508	61.43	09:30:22.496
12 -	1:54.843	6.375	62.03	09:32:17.339
13 -	1:54.393	5.925	62.28	09:34:11.732
14 -	1:54.232	5.764	62.36	09:36:05.964
15 -	1:53.879	5.411	62.56	09:37:59.843
16 -	1:54.002	5.534	62.49	09:39:53.845
17 -	2:00.184 <b>P</b>	11.716	59.28	09:41:54.029

#### P11 52 MAYDON/WILLIS

LAP	LAP TIME	DIFF	MPH	TIME OF DAY
1 -	1:58.091	9.151	60.33	09:09:42.385
2 -	1:58.171	9.231	60.29	09:11:40.556
3 -	1:55.346	6.406	61.76	09:13:35.902
4 -	1:55.417	6.477	61.72	09:15:31.319
5 -	2:05.496 <b>P</b>	16.556	56.77	09:17:36.815
6 -	4:07.559	2:18.619	28.77	09:21:44.374
7 -	1:52.691	3.751	63.22	09:23:37.065
8 -	2:04.659	15.719	57.15	09:25:41.724
9 -	1:49.527 <b>(3)</b>	0.587	65.04	09:27:31.251
10 -	1:51.734	2.794	63.76	09:29:22.985
11 -	1:49.571	0.631	65.02	09:31:12.556
12 -	1:49.419 <b>(2)</b>	0.479	65.11	09:33:01.975
13 -	1:56.383 <b>P</b>	7.443	61.21	09:34:58.358
14 -	5:04.268	3:15.328	23.41	09:40:02.626
15 -	1:51.464	2.524	63.91	09:41:54.090
<b>16 -</b>	<b>1:48.940 (1)</b>		<b>65.39</b>	<b>09:43:43.030</b>
17 -	1:49.553	0.613	65.03	09:45:32.583

#### P12 223 HYETT/FOX

LAP	LAP TIME	DIFF	MPH	TIME OF DAY
1 -	1:57.720	8.733	60.52	09:10:02.917
2 -	1:49.578 <b>(2)</b>	0.591	65.01	09:11:52.495
<b>3 -</b>	<b>1:48.987 (1)</b>		<b>65.37</b>	<b>09:13:41.482</b>
4 -	2:09.199 <b>P</b>	20.212	55.14	09:15:50.681
5 -	3:55.241	2:06.254	30.28	09:19:45.922
6 -	1:51.465	2.478	63.91	09:21:37.387
7 -	1:50.738	1.751	64.33	09:23:28.125
8 -	1:49.613 <b>(3)</b>	0.626	64.99	09:25:17.738
9 -	2:08.786 <b>P</b>	19.799	55.32	09:27:26.524
10 -	13:01.110	11:12.123	9.12	09:40:27.634
11 -	1:49.889	0.902	64.83	09:42:17.523
12 -	1:50.332	1.345	64.57	09:44:07.855
13 -	1:49.796	0.809	64.88	09:45:57.651

#### P13 79 Mark MARTIN

LAP	LAP TIME	DIFF	MPH	TIME OF DAY
1 -	1:55.182	4.656	61.85	09:09:18.265
2 -	1:54.209	3.683	62.38	09:11:12.474
3 -	1:54.919	4.393	61.99	09:13:07.393
4 -	1:54.948	4.422	61.98	09:15:02.341
5 -	1:52.690	2.164	63.22	09:16:55.031
6 -	1:52.030	1.504	63.59	09:18:47.061
7 -	1:53.027	2.501	63.03	09:20:40.088
8 -	1:52.656	2.130	63.24	09:22:32.744
9 -	1:53.556	3.030	62.74	09:24:26.300
10 -	1:50.969	0.443	64.20	09:26:17.269
11 -	1:51.913	1.387	63.66	09:28:09.182
12 -	1:56.622	6.096	61.09	09:30:05.804
13 -	1:53.515	2.989	62.76	09:31:59.319

Weather / Track : Rain / Wet

Donington Park National  
Circuit Length = 1.9790 miles  
Start: 09:05 Flag 09:45 End: 09:46

## Gentlemen Drivers

### QUALIFYING - RACE 2 - LAP ANALYSIS

DIFF = Difference To Personal Best Lap

14 -	1:50.864 (3)	0.338	64.26	09:33:50.183
15 -	1:55.270	4.744	61.80	09:35:45.453
<b>16 -</b>	<b>1:50.526 (1)</b>		<b>64.46</b>	<b>09:37:35.979</b>
17 -	1:51.378	0.852	63.96	09:39:27.357
18 -	1:51.524	0.998	63.88	09:41:18.881
19 -	1:53.929	3.403	62.53	09:43:12.810
20 -	1:50.847 (2)	0.321	64.27	09:45:03.657

#### P14 51 WILKINSON/KINSELLA

LAP	LAP TIME	DIFF	MPH	TIME OF DAY
1 -	2:01.721	9.574	58.53	09:10:09.362
2 -	2:02.366	10.219	58.22	09:12:11.728
3 -	1:55.936	3.789	61.45	09:14:07.664
4 -	2:06.829	14.682	56.17	09:16:14.493
5 -	1:56.029	3.882	61.40	09:18:10.522
6 -	1:56.115	3.968	61.35	09:20:06.637
7 -	1:53.656	1.509	62.68	09:22:00.293
8 -	1:53.939	1.792	62.53	09:23:54.232
9 -	2:06.015 P	13.868	56.53	09:26:00.247
10 -	3:28.858	1:36.711	34.11	09:29:29.105
11 -	1:54.063	1.916	62.46	09:31:23.168
12 -	1:53.421	1.274	62.81	09:33:16.589
13 -	1:52.991 (3)	0.844	63.05	09:35:09.580
14 -	1:53.507	1.360	62.76	09:37:03.087
15 -	1:53.351	1.204	62.85	09:38:56.438
16 -	1:53.257	1.110	62.90	09:40:49.695
<b>17 -</b>	<b>1:52.147 (1)</b>		<b>63.52</b>	<b>09:42:41.842</b>
18 -	1:52.376 (2)	0.229	63.40	09:44:34.218
19 -	1:53.465	1.318	62.79	09:46:27.683

#### P15 63 Patrick JACK

LAP	LAP TIME	DIFF	MPH	TIME OF DAY
1 -	3:07.311	1:13.992	38.03	09:10:49.077
2 -	1:58.239	4.920	60.25	09:12:47.316
3 -	2:28.841	35.522	47.86	09:15:16.157
4 -	1:55.309	1.990	61.78	09:17:11.466
5 -	1:54.245 (2)	0.926	62.36	09:19:05.711
6 -	1:56.703	3.384	61.04	09:21:02.414
7 -	1:55.284	1.965	61.80	09:22:57.698
8 -	1:54.597 (3)	1.278	62.17	09:24:52.295
<b>9 -</b>	<b>1:53.319 (1)</b>		<b>62.87</b>	<b>09:26:45.614</b>
10 -	2:19.216 P	25.897	51.17	09:29:04.830
11 -	4:23.744	2:30.425	27.01	09:33:28.574
12 -	1:59.857	6.538	59.44	09:35:28.431
13 -	2:02.370	9.051	58.22	09:37:30.801
14 -	2:03.891	10.572	57.50	09:39:34.692
15 -	2:07.861 P	14.542	55.72	09:41:42.553

#### P16 67 Ted TUPPEN

LAP	LAP TIME	DIFF	MPH	TIME OF DAY
1 -	2:13.974	19.511	53.17	09:10:10.840
2 -	2:08.265	13.802	55.54	09:12:19.105
3 -	2:10.092	15.629	54.76	09:14:29.197
4 -	2:11.012	16.549	54.38	09:16:40.209
5 -	2:03.614	9.151	57.63	09:18:43.823
6 -	2:00.424	5.961	59.16	09:20:44.247
7 -	2:24.443 P	29.980	49.32	09:23:08.690
8 -	4:12.339	2:17.876	28.23	09:27:21.029
9 -	2:03.656	9.193	57.61	09:29:24.685
10 -	1:57.884	3.421	60.43	09:31:22.569
11 -	1:57.546	3.083	60.61	09:33:20.115
<b>12 -</b>	<b>1:54.463 (1)</b>		<b>62.24</b>	<b>09:35:14.578</b>

DIFF = Difference To Personal Best Lap

13 -	2:08.560	14.097	55.41	09:37:23.138
14 -	1:57.096 (2)	2.633	60.84	09:39:20.234
15 -	1:58.452	3.989	60.14	09:41:18.686
16 -	1:57.539	3.076	60.61	09:43:16.225
17 -	1:57.229 (3)	2.766	60.77	09:45:13.454

#### P17 62 ROSS-JONES/DODKINS

LAP	LAP TIME	DIFF	MPH	TIME OF DAY
1 -	2:13.254	17.632	53.46	09:10:08.316
2 -	2:08.656	13.034	55.37	09:12:16.972
3 -	2:03.485	7.863	57.69	09:14:20.457
4 -	2:12.491 P	16.869	53.77	09:16:32.948
5 -	3:45.354	1:49.732	31.61	09:20:18.302
<b>6 -</b>	<b>1:55.622 (1)</b>		<b>61.62</b>	<b>09:22:13.924</b>
7 -	1:59.560	3.938	59.59	09:24:13.484
8 -	1:58.119 (3)	2.497	60.31	09:26:11.603
9 -	1:56.738 (2)	1.116	61.03	09:28:08.341
10 -	2:14.386 P	18.764	53.01	09:30:22.727

#### P18 136 MALLET/CLARKE

LAP	LAP TIME	DIFF	MPH	TIME OF DAY
1 -	2:10.170	9.152	54.73	09:09:45.117
2 -	2:10.229	9.211	54.70	09:11:55.346
3 -	2:13.368 P	12.350	53.42	09:14:08.714
4 -	4:05.771 P	2:04.753	28.98	09:18:14.485
5 -	7:04.292	5:03.274	16.79	09:25:18.777
6 -	2:06.981	5.963	56.10	09:27:25.758
7 -	2:03.520	2.502	57.68	09:29:29.278
<b>8 -</b>	<b>2:01.018 (1)</b>		<b>58.87</b>	<b>09:31:30.296</b>
9 -	2:04.214	3.196	57.35	09:33:34.510
10 -	2:01.069 (2)	0.051	58.84	09:35:35.579
11 -	2:03.235 (3)	2.217	57.81	09:37:38.814
12 -	2:13.152 P	12.134	53.50	09:39:51.966

#### P19 74 AYLETT/FARRALL

LAP	LAP TIME	DIFF	MPH	TIME OF DAY
1 -	4:09.360	2:03.918	28.57	09:12:16.830
2 -	2:12.199 (3)	6.757	53.89	09:14:29.029
3 -	2:18.064 P	12.622	51.60	09:16:47.093
4 -	4:20.790	2:15.348	27.31	09:21:07.883
5 -	2:08.344 (2)	2.902	55.51	09:23:16.227
<b>6 -</b>	<b>2:05.442 (1)</b>		<b>56.79</b>	<b>09:25:21.669</b>
7 -	2:15.700 P	10.258	52.50	09:27:37.369

#### P20 6 CARLINO/WARD

LAP	LAP TIME	DIFF	MPH	TIME OF DAY
1 -	2:11.847	5.657	54.03	09:13:35.554
2 -	2:07.822 (3)	1.632	55.73	09:15:43.376
3 -	2:16.726 P	10.536	52.10	09:18:00.102
4 -	7:56.330	5:50.140	14.95	09:25:56.432
5 -	2:12.037	5.847	53.95	09:28:08.469
6 -	2:13.735	7.545	53.27	09:30:22.204
7 -	2:11.262	5.072	54.27	09:32:33.466
8 -	2:18.230 P	12.040	51.54	09:34:51.696
9 -	7:16.349	5:10.159	16.32	09:42:08.045
10 -	2:06.643 (2)	0.453	56.25	09:44:14.688
<b>11 -</b>	<b>2:06.190 (1)</b>		<b>56.45</b>	<b>09:46:20.878</b>

Weather / Track : Rain / Wet

## Gentlemen Drivers

### QUALIFYING - RACE 2 - STATISTICS

**Competitors Started** 20  
**Planned Start** 2019-06-08 @ 09:05:00.000  
**Actual Start** 2019-06-08 @ 09:05:01.222  
**Finish Time** 2019-06-08 @ 09:45:01.803  
**Track Length** 1.9790mi.  
**Total Laps** 307  
**Total Distance Covered** 607.5736mi.

#### Session Fastest Lap History

NO	CL	NAME	LAP TIME	TIME OF DAY	LAP	VEHICLE
2	C3	VOYAZIDES/HADFIELD	1:47.871	09:08:47.572	1	Shelby Daytona Cobra
29	C2	AHLERS/BELLINGER	1:46.883	09:08:49.342	1	Morgan Plus 4 Super Sports
192	C3	THOMAS/LOCKIE	1:45.430	09:09:04.183	1	Shelby Daytona Cobra
192	C3	THOMAS/LOCKIE	1:44.730	09:10:48.915	2	Shelby Daytona Cobra
192	C3	THOMAS/LOCKIE	1:43.838	09:12:32.752	3	Shelby Daytona Cobra
192	C3	THOMAS/LOCKIE	1:42.121	09:15:59.406	5	Shelby Daytona Cobra
2	C3	VOYAZIDES/HADFIELD	1:41.276	09:34:28.457	15	Shelby Daytona Cobra
2	C3	VOYAZIDES/HADFIELD	1:41.254	09:36:09.712	16	Shelby Daytona Cobra
192	C3	THOMAS/LOCKIE	1:40.698	09:36:28.425	16	Shelby Daytona Cobra
2	C3	VOYAZIDES/HADFIELD	1:40.356	09:37:50.068	17	Shelby Daytona Cobra
192	C3	THOMAS/LOCKIE	1:39.909	09:43:14.068	20	Shelby Daytona Cobra

#### Flag History

TYPE	TIME OF DAY
GREEN	09:05:01.222
FINISH	09:45:01.803

#### Flag Statistics

TYPE	COUNT	TOTAL LAPS	TOTAL TIME
Green	1	22	41:54.022
Red	0	0	0.000
Safety Car	0	0	0.000
FCY	0	0	0.000

Weather / Track : Rain / Wet

These results are provisional until the conclusion of any judicial and technical matters.

Donington Park National  
Circuit Length = 1.9790 miles  
Start: 09:05 Flag 09:45 End: 09:46

Clerk Of Course :		Timekeeper :
-------------------	--	--------------

# Gentlemen Drivers

## QUALIFYING - RACE 2 - STATISTICS

CLASS : C3

8 Starters

### Fastest Lap History

NO	NAME	LAP TIME	TIME OF DAY	LAP	VEHICLE
2	VOYAZIDES/HADFIELD	1:47.871	09:08:47.572	1	Shelby Daytona Cobra
192	THOMAS/LOCKIE	1:45.430	09:09:04.183	1	Shelby Daytona Cobra
192	THOMAS/LOCKIE	1:44.730	09:10:48.915	2	Shelby Daytona Cobra
192	THOMAS/LOCKIE	1:43.838	09:12:32.752	3	Shelby Daytona Cobra
192	THOMAS/LOCKIE	1:42.121	09:15:59.406	5	Shelby Daytona Cobra
2	VOYAZIDES/HADFIELD	1:41.276	09:34:28.457	15	Shelby Daytona Cobra
2	VOYAZIDES/HADFIELD	1:41.254	09:36:09.712	16	Shelby Daytona Cobra
192	THOMAS/LOCKIE	1:40.698	09:36:28.425	16	Shelby Daytona Cobra
2	VOYAZIDES/HADFIELD	1:40.356	09:37:50.068	17	Shelby Daytona Cobra
192	THOMAS/LOCKIE	1:39.909	09:43:14.068	20	Shelby Daytona Cobra

Weather / Track : Rain / Wet

These results are provisional until the conclusion of any judicial and technical matters.

Donington Park National  
Circuit Length = 1.9790 miles  
Start: 09:05 Flag 09:45 End: 09:46

Clerk Of Course :		Timekeeper :
-------------------	--	--------------



**Gentlemen Drivers**

**QUALIFYING - RACE 2 - STATISTICS**

**CLASS : CLP**

**7 Starters**

**Fastest Lap History**

NO	NAME	LAP TIME	TIME OF DAY	LAP	VEHICLE
3	Steve SOPER	1:47.754	09:08:59.052	1	Lotus Elan 26R
3	Steve SOPER	1:46.936	09:10:45.988	2	Lotus Elan 26R
3	Steve SOPER	1:45.670	09:12:31.660	3	Lotus Elan 26R
3	Steve SOPER	1:44.202	09:16:03.445	5	Lotus Elan 26R
3	Steve SOPER	1:43.820	09:28:24.021	8	Lotus Elan 26R

**Weather / Track : Rain / Wet**

**These results are provisional until the conclusion of any judicial and technical matters.**

Donington Park National  
Circuit Length = 1.9790 miles  
Start: 09:05 Flag 09:45 End: 09:46

Clerk Of Course :		Timekeeper :
-------------------	--	--------------

**Gentlemen Drivers**

**QUALIFYING - RACE 2 - STATISTICS**

**CLASS : C2**

**2 Starters**

**Fastest Lap History**

NO	NAME	LAP TIME	TIME OF DAY	LAP	VEHICLE
29	AHLERS/BELLINGER	1:46.883	09:08:49.342	1	Morgan Plus 4 Super Sports
29	AHLERS/BELLINGER	1:45.902	09:10:35.243	2	Morgan Plus 4 Super Sports
29	AHLERS/BELLINGER	1:45.189	09:17:38.662	6	Morgan Plus 4 Super Sports
29	AHLERS/BELLINGER	1:43.891	09:19:22.553	7	Morgan Plus 4 Super Sports

**Weather / Track : Rain / Wet**

**These results are provisional until the conclusion of any judicial and technical matters.**

Donington Park National  
Circuit Length = 1.9790 miles  
Start: 09:05 Flag 09:45 End: 09:46

Clerk Of Course :		Timekeeper :
-------------------	--	--------------

**Gentlemen Drivers**

**QUALIFYING - RACE 2 - STATISTICS**

**CLASS : C1**

**3 Starters**

**Fastest Lap History**

NO	NAME	LAP TIME	TIME OF DAY	LAP	VEHICLE
136	MALLET/CLARKE	<b>2:10.170</b>	09:09:45.112	1	MG B Roadster
51	WILKINSON/KINSELLA	<b>2:01.721</b>	09:10:09.361	1	MG B Roadster
51	WILKINSON/KINSELLA	<b>1:55.936</b>	09:14:07.664	3	MG B Roadster
51	WILKINSON/KINSELLA	<b>1:53.656</b>	09:22:00.292	7	MG B Roadster
51	WILKINSON/KINSELLA	<b>1:53.421</b>	09:33:16.590	12	MG B Roadster
51	WILKINSON/KINSELLA	<b>1:52.991</b>	09:35:09.580	13	MG B Roadster
51	WILKINSON/KINSELLA	<b>1:52.147</b>	09:42:41.842	17	MG B Roadster

**Weather / Track : Rain / Wet**


**These results are provisional until the conclusion of any judicial and technical matters.**

Donington Park National  
Circuit Length = 1.9790 miles  
Start: 09:05 Flag 09:45 End: 09:46

Clerk Of Course :		Timekeeper :
-------------------	--	--------------

## Gentlemen Drivers

### RACE 2 - GRID (90 minutes)

ROW 10	19	2:05.442	<b>74</b> AYLETT/FARRALL	20	2:06.190	<b>6</b> CARLINO/WARD
ROW 9	17	1:55.622	<b>62</b> ROSS-JONES/DODKINS	18	2:01.018	<b>136</b> MALLETT/CLARKE
ROW 8	15	1:53.319	<b>63</b> Patrick JACK	16	1:54.463	<b>67</b> Ted TUPPEN
ROW 7	13	1:50.526	<b>79</b> Mark MARTIN	14	1:52.147	<b>51</b> WILKINSON/KINSELLA
ROW 6	11	1:48.940	<b>52</b> MAYDON/WILLIS	12	1:48.987	<b>223</b> HYETT/FOX
ROW 5	9	1:48.095	<b>32</b> John SPIERS	10	1:48.468	<b>186</b> SMITHIES/CLARKSON
ROW 4	7	1:45.048	<b>151</b> YATES/MITCHELL	8	1:45.329	<b>174</b> Mark DONNOR
ROW 3	5	1:43.891	<b>29</b> AHLERS/BELLINGER	6	1:44.879	<b>144</b> POCHCIOL/WOLFE
ROW 2	3	1:42.736	<b>53</b> John PEARSON	4	1:43.820	<b>3</b> Steve SOPER
ROW 1	1	1:39.909	<b>192</b> THOMAS/LOCKIE	2	1:40.356	<b>2</b> VOYAZIDES/HADFIELD
<b>Pole</b>						
						

Donington Park National  
Circuit Length = 1.9790 miles

These results are provisional until the conclusion of any judicial and technical matters.

Clerk Of Course :	Steward :	Timekeeper :

## Gentlemen Drivers

### RACE 2 - CLASSIFICATION

POS	NO	CL	PIC	NAME	ENTRY	LAPS	TIME	GAP	DIFF	MPH	BEST	ON
1	2*	C3	1	VOYAZIDES/HADFIELD	Shelby Daytona Cobra	63	1:30:22.277			82.75	1:19.347	57
2	53	C3	2	John PEARSON	Jaguar E-Type	63	1:30:30.645	8.368	8.368	82.62	1:20.976	10
3	32	C3	3	John SPIERS	TVR Griffith	63	1:30:57.936	35.659	27.291	82.21	1:20.873	44
4	52	CLP	1	MAYDON/WILLIS	Ginetta G4R	63	1:31:00.189	37.912	2.253	82.17	1:20.742	30
5	186	C3	4	SMITHIES/CLARKSON	AC Cobra Daytona Coupe	60	1:31:21.863	3 Laps	3 Laps	77.95	1:24.307	29
6	29	C2	1	AHLERS/BELLINGER	Morgan Plus 4 Super Sports	59	1:30:46.060	4 Laps	1 Lap	77.15	1:26.595	37
7	144	C3	5	POCHCIOL/WOLFE	Jaguar E-Type	59	1:31:07.155	4 Laps	21.095	76.86	1:24.046	10
8	79	CLP	2	Mark MARTIN	Lotus Elan 26R	59	1:31:21.528	4 Laps	14.373	76.66	1:22.425	40
9	151	C3	6	YATES/MITCHELL	AC Cobra	57	1:29:37.049	6 Laps	2 Laps	75.50	1:21.126	29
10	74	C1	1	AYLETT/FARRALL	Diva GT	56	1:30:39.530	7 Laps	1 Lap	73.32	1:29.798	5
11	6	CLP	3	CARLINO/WARD	Lotus Elan	56	1:30:44.525	7 Laps	4.995	73.25	1:29.240	56
12	67	CLP	4	Ted TUPPEN	Lotus Elan	56	1:30:46.357	7 Laps	1.832	73.23	1:29.902	56
13	136	C1	2	MALLETT/CLARKE	MG B Roadster	55	1:31:46.165	8 Laps	1 Lap	71.14	1:32.938	27
14	3	CLP	5	Steve SOPER	Lotus Elan 26R	53	1:23:05.849	10 Laps	2 Laps	75.70	1:21.199	27
15	192	C3	7	THOMAS/LOCKIE	Shelby Daytona Cobra	51	1:12:06.392	12 Laps	2 Laps	83.95	1:19.529	42
16	51	C1	3	WILKINSON/KINSELLA	MG B Roadster	43	1:07:04.928	20 Laps	8 Laps	76.08	1:28.993	25

#### NOT CLASSIFIED

NC	223	CLP		HYETT/FOX	Lotus Elan 26R	29	1:31:21.950	34 Laps	14 Laps	37.66	1:24.688	28
NC	62	C2		ROSS-JONES/DODKINS	Triumph SLR	28	46:25.819	35 Laps	1 Lap	71.56	1:29.557	24
NC	63	CLP		Patrick JACK	Lotus Elan	19	32:32.348	44 Laps	9 Laps	69.26	1:28.433	14
DQ	174*	C3		Mark DONNOR	Jaguar E-Type	0						

#### FASTEST LAP

2	C3	VOYAZIDES/HADFIELD	Shelby Daytona Cobra	57	1:19.347	89.79 mph	144.50 kph
52	CLP	MAYDON/WILLIS	Ginetta G4R	30	1:20.742	88.23 mph	142.00 kph
29	C2	AHLERS/BELLINGER	Morgan Plus 4 Super Sports	37	1:26.595	82.27 mph	132.40 kph
51	C1	WILKINSON/KINSELLA	MG B Roadster	25	1:28.993	80.05 mph	128.84 kph

\* Car 2 - 5 second penalty - exceeding track limits

\* Car 174 Disqualified from Results - Yellow Flag infringements

Weather / Track : Cloudy / Dry

These results are provisional until the conclusion of any judicial and technical matters.

Donington Park National

Circuit Length = 1.9790 miles

Start: 16:14 Flag 17:44 End: 17:46

Clerk Of Course :	Steward :	Timekeeper :
-------------------	-----------	--------------

# Gentlemen Drivers

## RACE 2 - LAP ANALYSIS

DIFF = Difference To Personal Best Lap

P1 2 VOYAZIDES/HADFIELD				
LAP	LAP TIME	DIFF	MPH	TIME OF DAY
1 -	1:27.807	8.460	81.13	16:16:00.676
2 -	1:24.394	5.047	84.42	16:17:25.070
3 -	1:24.290	4.943	84.52	16:18:49.360
4 -	1:23.350	4.003	85.47	16:20:12.710
5 -	1:23.250	3.903	85.58	16:21:35.960
6 -	1:24.770	5.423	84.04	16:23:00.730
7 -	1:23.796	4.449	85.02	16:24:24.526
8 -	1:23.728	4.381	85.09	16:25:48.254
9 -	1:23.006	3.659	85.83	16:27:11.260
10 -	1:22.675	3.328	86.17	16:28:33.935
11 -	1:23.980	4.633	84.83	16:29:57.915
12 -	1:22.718	3.371	86.13	16:31:20.633
13 -	1:23.850	4.503	84.96	16:32:44.483
14 -	1:24.547	5.200	84.26	16:34:09.030
15 -	1:23.622	4.275	85.20	16:35:32.652
16 -	1:22.725	3.378	86.12	16:36:55.377
17 -	1:25.589	6.242	83.24	16:38:20.966
18 -	1:25.243	5.896	83.58	16:39:46.209
19 -	1:25.461	6.114	83.36	16:41:11.670
20 -	1:25.373	6.026	83.45	16:42:37.043
21 -	1:32.100	12.753	77.35	16:44:09.143
22 -	1:31.231	11.884	78.09	16:45:40.374
23 -	1:28.695	9.348	80.32	16:47:09.069
24 -	1:24.874	5.527	83.94	16:48:33.943
25 -	1:23.731	4.384	85.08	16:49:57.674
26 -	1:24.083	4.736	84.73	16:51:21.757
27 -	1:23.377	4.030	85.45	16:52:45.134
28 -	1:23.864	4.517	84.95	16:54:08.998
29 -	1:28.262 <b>P</b>	8.915	80.72	16:55:37.260
30 -	3:00.876	1:41.529	39.38	16:58:38.136
31 -	1:22.593	3.246	86.26	17:00:00.729
32 -	1:20.805	1.458	88.17	17:01:21.534
33 -	1:20.312	0.965	88.71	17:02:41.846
34 -	1:20.930	1.583	88.03	17:04:02.776
35 -	1:20.185	0.838	88.85	17:05:22.961
36 -	1:20.057	0.710	88.99	17:06:43.018
37 -	1:20.056	0.709	88.99	17:08:03.074
38 -	1:20.414	1.067	88.59	17:09:23.488
39 -	1:20.160	0.813	88.88	17:10:43.648
40 -	1:19.837	0.490	89.23	17:12:03.485
41 -	1:19.583 <b>(3)</b>	0.236	89.52	17:13:23.068
42 -	1:20.950	1.603	88.01	17:14:44.018
43 -	1:19.806	0.459	89.27	17:16:03.824
44 -	1:19.765	0.418	89.32	17:17:23.589
45 -	1:20.141	0.794	88.90	17:18:43.730
46 -	1:20.178	0.831	88.86	17:20:03.908
47 -	1:19.884	0.537	89.18	17:21:23.792
48 -	1:20.220	0.873	88.81	17:22:44.012
49 -	1:27.210	7.863	81.69	17:24:11.222
50 -	1:30.172	10.825	79.01	17:25:41.394
51 -	1:41.767	22.420	70.00	17:27:23.161
52 -	2:43.568	1:24.221	43.55	17:30:06.729
53 -	1:21.372	2.025	87.55	17:31:28.101
54 -	1:19.933	0.586	89.13	17:32:48.034
55 -	1:19.744	0.397	89.34	17:34:07.778
56 -	1:19.452 <b>(2)</b>	0.105	89.67	17:35:27.230
57 -	1:19.347 <b>(1)</b>		<b>89.79</b>	<b>17:36:46.577</b>
58 -	1:21.866	2.519	87.02	17:38:08.443
59 -	1:20.333	0.986	88.68	17:39:28.776
60 -	1:20.202	0.855	88.83	17:40:48.978
61 -	1:20.564	1.217	88.43	17:42:09.542
62 -	1:20.405	1.058	88.60	17:43:29.947

DIFF = Difference To Personal Best Lap

P2 53 John PEARSON				
LAP	LAP TIME	DIFF	MPH	TIME OF DAY
63 -	1:20.199	0.852	88.83	17:44:50.146
1 -	1:28.972	7.996	80.07	16:16:01.841
2 -	1:23.552	2.576	85.27	16:17:25.393
3 -	1:24.206	3.230	84.60	16:18:49.599
4 -	1:23.270	2.294	85.56	16:20:12.869
5 -	1:23.222	2.246	85.61	16:21:36.091
6 -	1:22.984	2.008	85.85	16:22:59.075
7 -	1:22.006	1.030	86.87	16:24:21.081
8 -	1:22.147	1.171	86.73	16:25:43.228
9 -	1:21.596	0.620	87.31	16:27:04.824
10 -	<b>1:20.976 (1)</b>		<b>87.98</b>	<b>16:28:25.800</b>
11 -	1:22.396	1.420	86.46	16:29:48.196
12 -	1:22.651	1.675	86.20	16:31:10.847
13 -	1:21.707	0.731	87.19	16:32:32.554
14 -	1:22.085	1.109	86.79	16:33:54.639
15 -	1:21.603	0.627	87.30	16:35:16.242
16 -	1:22.023	1.047	86.86	16:36:38.265
17 -	1:21.833	0.857	87.06	16:38:00.098
18 -	1:22.004	1.028	86.88	16:39:22.102
19 -	1:22.566	1.590	86.29	16:40:44.668
20 -	1:21.529	0.553	87.38	16:42:06.197
21 -	1:27.195	6.219	81.70	16:43:33.392
22 -	1:28.916	7.940	80.12	16:45:02.308
23 -	1:28.911	7.935	80.13	16:46:31.219
24 -	1:23.509	2.533	85.31	16:47:54.728
25 -	1:21.597	0.621	87.31	16:49:16.325
26 -	1:21.991	1.015	86.89	16:50:38.316
27 -	1:22.186	1.210	86.68	16:52:00.502
28 -	1:21.732	0.756	87.17	16:53:22.234
29 -	1:22.269	1.293	86.60	16:54:44.503
30 -	1:22.144	1.168	86.73	16:56:06.647
31 -	1:21.928	0.952	86.96	16:57:28.575
32 -	1:21.558	0.582	87.35	16:58:50.133
33 -	1:21.513	0.537	87.40	17:00:11.646
34 -	1:24.961 <b>P</b>	3.985	83.85	17:01:36.607
35 -	2:57.514	1:36.538	40.13	17:04:34.121
36 -	1:21.547	0.571	87.36	17:05:55.668
37 -	1:21.277	0.301	87.65	17:07:16.945
38 -	1:21.135 <b>(3)</b>	0.159	87.81	17:08:38.080
39 -	1:22.623	1.647	86.23	17:10:00.703
40 -	1:21.819	0.843	87.07	17:11:22.522
41 -	1:21.273	0.297	87.66	17:12:43.795
42 -	1:21.765	0.789	87.13	17:14:05.560
43 -	1:22.050	1.074	86.83	17:15:27.610
44 -	1:21.472	0.496	87.44	17:16:49.082
45 -	1:21.176	0.200	87.76	17:18:10.258
46 -	1:21.773	0.797	87.12	17:19:32.031
47 -	1:21.546	0.570	87.36	17:20:53.577
48 -	1:22.036	1.060	86.84	17:22:15.613
49 -	1:22.221	1.245	86.65	17:23:37.834
50 -	1:36.528	15.552	73.80	17:25:14.362
51 -	2:02.126	41.150	58.33	17:27:16.488
52 -	2:44.975	1:23.999	43.18	17:30:01.463
53 -	1:24.216	3.240	84.59	17:31:25.679
54 -	1:22.801	1.825	86.04	17:32:48.480
55 -	1:21.493	0.517	87.42	17:34:09.973
56 -	1:21.050 <b>(2)</b>	0.074	87.90	17:35:31.023
57 -	1:21.581	0.605	87.33	17:36:52.604
58 -	1:22.008	1.032	86.87	17:38:14.612
59 -	1:21.877	0.901	87.01	17:39:36.489
60 -	1:21.968	0.992	86.91	17:40:58.457

Weather / Track : Cloudy / Dry

Donington Park National  
Circuit Length = 1.9790 miles  
Start: 16:14 Flag 17:44 End: 17:46

# Gentlemen Drivers

## RACE 2 - LAP ANALYSIS

DIFF = Difference To Personal Best Lap

61 -	1:21.299	0.323	87.63	17:42:19.756
62 -	1:21.859	0.883	87.03	17:43:41.615
63 -	1:21.899	0.923	86.99	17:45:03.514

### P3 32 John SPIERS

LAP	LAP TIME	DIFF	MPH	TIME OF DAY
1 -	1:31.067	10.194	78.23	16:16:03.936
2 -	1:24.667	3.794	84.14	16:17:28.603
3 -	1:24.078	3.205	84.73	16:18:52.681
4 -	1:22.752	1.879	86.09	16:20:15.433
5 -	1:22.727	1.854	86.12	16:21:38.160
6 -	1:22.629	1.756	86.22	16:23:00.789
7 -	1:22.395	1.522	86.46	16:24:23.184
8 -	1:22.885	2.012	85.95	16:25:46.069
9 -	1:23.541	2.668	85.28	16:27:09.610
10 -	1:21.832	0.959	87.06	16:28:31.442
11 -	1:23.733	2.860	85.08	16:29:55.175
12 -	1:22.380	1.507	86.48	16:31:17.555
13 -	1:23.025	2.152	85.81	16:32:40.580
14 -	1:22.305	1.432	86.56	16:34:02.885
15 -	1:22.525	1.652	86.33	16:35:25.410
16 -	1:22.491	1.618	86.36	16:36:47.901
17 -	1:21.899	1.026	86.99	16:38:09.800
18 -	1:23.079	2.206	85.75	16:39:32.879
19 -	1:24.143	3.270	84.67	16:40:57.022
20 -	1:22.851	1.978	85.99	16:42:19.873
21 -	1:30.169	9.296	79.01	16:43:50.042
22 -	1:28.880	8.007	80.16	16:45:18.922
23 -	1:26.335	5.462	82.52	16:46:45.257
24 -	1:24.403	3.530	84.41	16:48:09.660
25 -	1:22.091	1.218	86.78	16:49:31.751
26 -	1:22.050	1.177	86.83	16:50:53.801
27 -	1:22.787	1.914	86.05	16:52:16.588
28 -	1:21.790	0.917	87.10	16:53:38.378
29 -	1:22.059	1.186	86.82	16:55:00.437
30 -	1:23.134	2.261	85.70	16:56:23.571
31 -	1:23.104	2.231	85.73	16:57:46.675
32 -	1:22.492	1.619	86.36	16:59:09.167
33 -	1:22.214	1.341	86.65	17:00:31.381
34 -	1:26.437 P	5.564	82.42	17:01:57.818
35 -	3:00.136	1:39.263	39.55	17:04:57.954
36 -	1:22.173	1.300	86.70	17:06:20.127
37 -	1:22.403	1.530	86.46	17:07:42.530
38 -	1:23.414	2.541	85.41	17:09:05.944
39 -	1:21.957	1.084	86.93	17:10:27.901
40 -	1:21.591 (3)	0.718	87.32	17:11:49.492
41 -	1:21.859	0.986	87.03	17:13:11.351
42 -	1:21.321 (2)	0.448	87.61	17:14:32.672
43 -	1:21.885	1.012	87.00	17:15:54.557
44 -	1:20.873 (1)		88.09	17:17:15.430
45 -	1:24.086	3.213	84.73	17:18:39.516
46 -	1:21.617	0.744	87.29	17:20:01.133
47 -	1:22.074	1.201	86.80	17:21:23.207
48 -	1:22.034	1.161	86.84	17:22:45.241
49 -	1:28.637	7.764	80.38	17:24:13.878
50 -	1:30.212	9.339	78.97	17:25:44.090
51 -	1:40.302	19.429	71.03	17:27:24.392
52 -	2:46.215	1:25.342	42.86	17:30:10.607
53 -	1:33.077	12.204	76.54	17:31:43.684
54 -	1:24.547	3.674	84.26	17:33:08.231
55 -	1:23.152	2.279	85.68	17:34:31.383
56 -	1:22.239	1.366	86.63	17:35:53.622
57 -	1:22.943	2.070	85.89	17:37:16.565
58 -	1:23.363	2.490	85.46	17:38:39.928

DIFF = Difference To Personal Best Lap

59 -	1:22.047	1.174	86.83	17:40:01.975
60 -	1:21.712	0.839	87.19	17:41:23.687
61 -	1:22.026	1.153	86.85	17:42:45.713
62 -	1:22.431	1.558	86.43	17:44:08.144
63 -	1:22.661	1.788	86.19	17:45:30.805

### P4 52 MAYDON/WILLIS

LAP	LAP TIME	DIFF	MPH	TIME OF DAY
1 -	1:32.374	11.632	77.12	16:16:05.243
2 -	1:24.081	3.339	84.73	16:17:29.324
3 -	1:22.687	1.945	86.16	16:18:52.011
4 -	1:22.122	1.380	86.75	16:20:14.133
5 -	1:22.475	1.733	86.38	16:21:36.608
6 -	1:21.932	1.190	86.95	16:22:58.540
7 -	1:21.501	0.759	87.41	16:24:20.041
8 -	1:23.259	2.517	85.57	16:25:43.300
9 -	1:22.363	1.621	86.50	16:27:05.663
10 -	1:21.312	0.570	87.62	16:28:26.975
11 -	1:22.804	2.062	86.04	16:29:49.779
12 -	1:21.669	0.927	87.23	16:31:11.448
13 -	1:21.807	1.065	87.09	16:32:33.255
14 -	1:21.877	1.135	87.01	16:33:55.132
15 -	1:22.091	1.349	86.78	16:35:17.223
16 -	1:22.022	1.280	86.86	16:36:39.245
17 -	1:22.477	1.735	86.38	16:38:01.722
18 -	1:21.797	1.055	87.10	16:39:23.519
19 -	1:22.473	1.731	86.38	16:40:45.992
20 -	1:21.806	1.064	87.09	16:42:07.798
21 -	1:34.233	13.491	75.60	16:43:42.031
22 -	1:27.973	7.231	80.98	16:45:10.004
23 -	1:26.716	5.974	82.16	16:46:36.720
24 -	1:24.219	3.477	84.59	16:48:00.939
25 -	1:21.734	0.992	87.16	16:49:22.673
26 -	1:21.910	1.168	86.98	16:50:44.583
27 -	1:22.353	1.611	86.51	16:52:06.936
28 -	1:21.424	0.682	87.50	16:53:28.360
29 -	1:22.614	1.872	86.24	16:54:50.974
30 -	1:20.742 (1)		88.23	16:56:11.716
31 -	1:20.927 (2)	0.185	88.03	16:57:32.643
32 -	1:21.193 (3)	0.451	87.74	16:58:53.836
33 -	1:21.592	0.850	87.32	17:00:15.428
34 -	1:25.857 P	5.115	82.98	17:01:41.285
35 -	2:52.245	1:31.503	41.36	17:04:33.530
36 -	1:25.607	4.865	83.22	17:05:59.137
37 -	1:22.825	2.083	86.02	17:07:21.962
38 -	1:23.572	2.830	85.25	17:08:45.534
39 -	1:23.262	2.520	85.56	17:10:08.796
40 -	1:23.342	2.600	85.48	17:11:32.138
41 -	1:22.458	1.716	86.40	17:12:54.596
42 -	1:23.310	2.568	85.51	17:14:17.906
43 -	1:22.708	1.966	86.14	17:15:40.614
44 -	1:22.405	1.663	86.45	17:17:03.019
45 -	1:23.278	2.536	85.55	17:18:26.297
46 -	1:22.911	2.169	85.93	17:19:49.208
47 -	1:22.884	2.142	85.95	17:21:12.092
48 -	1:22.104	1.362	86.77	17:22:34.196
49 -	1:26.268	5.526	82.58	17:24:00.464
50 -	1:39.681	18.939	71.47	17:25:40.145
51 -	1:41.606	20.864	70.12	17:27:21.751
52 -	2:44.330	1:23.588	43.35	17:30:06.081
53 -	1:26.191	5.449	82.66	17:31:32.272
54 -	1:24.714	3.972	84.10	17:32:56.986
55 -	1:23.275	2.533	85.55	17:34:20.261
56 -	1:23.093	2.351	85.74	17:35:43.354

Weather / Track : Cloudy / Dry

Donington Park National  
Circuit Length = 1.9790 miles  
Start: 16:14 Flag 17:44 End: 17:46

# Gentlemen Drivers

## RACE 2 - LAP ANALYSIS

DIFF = Difference To Personal Best Lap

57 -	1:26.565	5.823	82.30	17:37:09.919
58 -	1:26.212	5.470	82.64	17:38:36.131
59 -	1:24.155	3.413	84.66	17:40:00.286
60 -	1:23.246	2.504	85.58	17:41:23.532
61 -	1:22.838	2.096	86.00	17:42:46.370
62 -	1:23.335	2.593	85.49	17:44:09.705
63 -	1:23.353	2.611	85.47	17:45:33.058

DIFF = Difference To Personal Best Lap

55 -	1:22.692 (3)	0.183	86.15	17:37:01.209
56 -	1:22.789	0.280	86.05	17:38:23.998
57 -	1:24.506	1.997	84.30	17:39:48.504
58 -	1:22.581 (2)	0.072	86.27	17:41:11.085
59 -	1:23.851	1.342	84.96	17:42:34.936
60 -	1:24.398	1.889	84.41	17:43:59.334
61 -	1:22.788	0.279	86.05	17:45:22.122

P5 174 Mark DONNOR				
LAP	LAP TIME	DIFF	MPH	TIME OF DAY

1 -	1:30.359	7.850	78.84	16:16:03.228
2 -	1:24.604	2.095	84.21	16:17:27.832
3 -	1:25.573	3.064	83.25	16:18:53.405
4 -	1:23.596	1.087	85.22	16:20:17.001
5 -	1:23.313	0.804	85.51	16:21:40.314
6 -	1:26.571	4.062	82.29	16:23:06.885
7 -	1:23.330	0.821	85.49	16:24:30.215
8 -	1:24.580	2.071	84.23	16:25:54.795
9 -	1:24.308	1.799	84.50	16:27:19.103
10 -	1:25.476	2.967	83.35	16:28:44.579
11 -	1:25.345	2.836	83.48	16:30:09.924
12 -	1:24.654	2.145	84.16	16:31:34.578
13 -	1:23.844	1.335	84.97	16:32:58.422
14 -	1:23.334	0.825	85.49	16:34:21.756
15 -	1:24.263	1.754	84.55	16:35:46.019
16 -	1:24.086	1.577	84.73	16:37:10.105
17 -	1:23.248	0.739	85.58	16:38:33.353
18 -	1:27.499	4.990	81.42	16:40:00.852
19 -	1:25.950	3.441	82.89	16:41:26.802
20 -	1:26.628	4.119	82.24	16:42:53.430
21 -	1:35.280	12.771	74.77	16:44:28.710
22 -	1:33.800	11.291	75.95	16:46:02.510
23 -	1:29.607	7.098	79.50	16:47:32.117
24 -	1:25.686	3.177	83.14	16:48:57.803
25 -	1:25.996	3.487	82.84	16:50:23.799
26 -	1:23.969	1.460	84.84	16:51:47.768
27 -	1:25.574	3.065	83.25	16:53:13.342
28 -	1:23.584	1.075	85.23	16:54:36.926
29 -	1:23.917	1.408	84.90	16:56:00.843
30 -	1:28.233 P	5.724	80.74	16:57:29.076
31 -	2:44.919	1:22.410	43.20	17:00:13.995
32 -	1:24.311	1.802	84.50	17:01:38.306
33 -	1:23.404	0.895	85.42	17:03:01.710
34 -	1:22.966	0.457	85.87	17:04:24.676
35 -	1:24.478	1.969	84.33	17:05:49.154
36 -	1:24.890	2.381	83.92	17:07:14.044
37 -	1:23.086	0.577	85.75	17:08:37.130
38 -	1:23.433	0.924	85.39	17:10:00.563
39 -	1:23.694	1.185	85.12	17:11:24.257
40 -	1:22.700	0.191	86.15	17:12:46.957
41 -	1:22.509 (1)		86.34	17:14:09.466
42 -	1:23.923	1.414	84.89	17:15:33.389
43 -	1:24.156	1.647	84.65	17:16:57.545
44 -	1:24.104	1.595	84.71	17:18:21.649
45 -	1:22.844	0.335	86.00	17:19:44.493
46 -	1:23.757	1.248	85.06	17:21:08.250
47 -	1:27.976 P	5.467	80.98	17:22:36.226
48 -	2:02.092	39.583	58.35	17:24:38.318
49 -	2:35.074	1:12.565	45.94	17:27:13.392
50 -	2:46.676	1:24.167	42.74	17:30:00.068
51 -	1:27.668	5.159	81.26	17:31:27.736
52 -	1:23.064	0.555	85.77	17:32:50.800
53 -	1:24.686	2.177	84.13	17:34:15.486
54 -	1:23.031	0.522	85.80	17:35:38.517

P6 186 SMITHIES/CLARKSON				
LAP	LAP TIME	DIFF	MPH	TIME OF DAY

1 -	1:33.154	8.847	76.48	16:16:06.023
2 -	1:28.267	3.960	80.71	16:17:34.290
3 -	1:26.468	2.161	82.39	16:19:00.758
4 -	1:27.322	3.015	81.59	16:20:28.080
5 -	1:27.409	3.102	81.50	16:21:55.489
6 -	1:26.063	1.756	82.78	16:23:21.552
7 -	1:26.374	2.067	82.48	16:24:47.926
8 -	1:26.987	2.680	81.90	16:26:14.913
9 -	1:25.630	1.323	83.20	16:27:40.543
10 -	1:26.785	2.478	82.09	16:29:07.328
11 -	1:27.083	2.776	81.81	16:30:34.411
12 -	1:27.412	3.105	81.50	16:32:01.823
13 -	1:26.292	1.985	82.56	16:33:28.115
14 -	1:25.785	1.478	83.05	16:34:53.900
15 -	1:25.705	1.398	83.12	16:36:19.605
16 -	1:25.034	0.727	83.78	16:37:44.639
17 -	1:26.363	2.056	82.49	16:39:11.002
18 -	1:25.417	1.110	83.41	16:40:36.419
19 -	1:27.444	3.137	81.47	16:42:03.863
20 -	1:31.213	6.906	78.10	16:43:35.076
21 -	1:30.674	6.367	78.57	16:45:05.750
22 -	1:29.176	4.869	79.89	16:46:34.926
23 -	1:26.379	2.072	82.48	16:48:01.305
24 -	1:25.182	0.875	83.64	16:49:26.487
25 -	1:25.216	0.909	83.60	16:50:51.703
26 -	1:25.648	1.341	83.18	16:52:17.351
27 -	1:25.298	0.991	83.52	16:53:42.649
28 -	1:25.100	0.793	83.72	16:55:07.749
29 -	1:24.307 (1)		84.50	16:56:32.056
30 -	1:27.856 P	3.549	81.09	16:57:59.912
31 -	3:13.327	1:49.020	36.85	17:01:13.239
32 -	1:27.378	3.071	81.53	17:02:40.617
33 -	1:28.836	4.529	80.19	17:04:09.453
34 -	1:27.352	3.045	81.56	17:05:36.805
35 -	1:27.918	3.611	81.03	17:07:04.723
36 -	1:26.636	2.329	82.23	17:08:31.359
37 -	1:26.397	2.090	82.46	17:09:57.756
38 -	1:28.138	3.831	80.83	17:11:25.894
39 -	1:25.551	1.244	83.27	17:12:51.445
40 -	1:27.054	2.747	81.84	17:14:18.499
41 -	1:27.456	3.149	81.46	17:15:45.955
42 -	1:26.233	1.926	82.62	17:17:12.188
43 -	1:28.430	4.123	80.56	17:18:40.618
44 -	1:26.297	1.990	82.55	17:20:06.915
45 -	1:26.568	2.261	82.30	17:21:33.483
46 -	1:26.522	2.215	82.34	17:23:00.005
47 -	1:32.418	8.111	77.09	17:24:32.423
48 -	2:39.055	1:14.748	44.79	17:27:11.478
49 -	2:47.950	1:23.643	42.42	17:29:59.428
50 -	1:31.581	7.274	77.79	17:31:31.009
51 -	1:26.655	2.348	82.21	17:32:57.664
52 -	1:25.379	1.072	83.44	17:34:23.043
53 -	1:25.312	1.005	83.51	17:35:48.355
54 -	1:26.104	1.797	82.74	17:37:14.459

Weather / Track : Cloudy / Dry

Donington Park National  
Circuit Length = 1.9790 miles  
Start: 16:14 Flag 17:44 End: 17:46



# Gentlemen Drivers

## RACE 2 - LAP ANALYSIS

DIFF = Difference To Personal Best Lap

55 -	1:26.753	2.446	82.12	17:38:41.212
56 -	1:26.114	1.807	82.73	17:40:07.326
57 -	1:25.654	1.347	83.17	17:41:32.980
58 -	1:24.699 (3)	0.392	84.11	17:42:57.679
59 -	1:24.382 (2)	0.075	84.43	17:44:22.061
60 -	1:32.671	8.364	76.88	17:45:54.732

DIFF = Difference To Personal Best Lap

56 -	1:29.519	2.924	79.58	17:40:46.495
57 -	1:31.565	4.970	77.80	17:42:18.060
58 -	1:30.817	4.222	78.45	17:43:48.877
59 -	1:30.052	3.457	79.11	17:45:18.929

### P7 29 AHLERS/BELLINGER

LAP	LAP TIME	DIFF	MPH	TIME OF DAY
1 -	1:32.229	5.634	77.24	16:16:05.098
2 -	1:30.132	3.537	79.04	16:17:35.230
3 -	1:28.556	1.961	80.45	16:19:03.786
4 -	1:28.770	2.175	80.25	16:20:32.556
5 -	1:29.330	2.735	79.75	16:22:01.886
6 -	1:28.970	2.375	80.07	16:23:30.856
7 -	1:29.101	2.506	79.96	16:24:59.957
8 -	1:28.774	2.179	80.25	16:26:28.731
9 -	1:28.220	1.625	80.75	16:27:56.951
10 -	1:28.415	1.820	80.58	16:29:25.366
11 -	1:28.882	2.287	80.15	16:30:54.248
12 -	1:27.901	1.306	81.05	16:32:22.149
13 -	1:28.488	1.893	80.51	16:33:50.637
14 -	1:29.089	2.494	79.97	16:35:19.726
15 -	1:28.057	1.462	80.90	16:36:47.783
16 -	1:28.253	1.658	80.72	16:38:16.036
17 -	1:29.096	2.501	79.96	16:39:45.132
18 -	1:30.307	3.712	78.89	16:41:15.439
19 -	1:29.423	2.828	79.67	16:42:44.862
20 -	1:35.983	9.388	74.22	16:44:20.845
21 -	1:33.643	7.048	76.08	16:45:54.488
22 -	1:31.136	4.541	78.17	16:47:25.624
23 -	1:29.758	3.163	79.37	16:48:55.382
24 -	1:30.262	3.667	78.93	16:50:25.644
25 -	1:28.474	1.879	80.52	16:51:54.118
26 -	1:29.784	3.189	79.35	16:53:23.902
27 -	1:28.995	2.400	80.05	16:54:52.897
28 -	1:32.952 P	6.357	76.64	16:56:25.849
29 -	2:50.190	1:23.595	41.86	16:59:16.039
30 -	1:27.351	0.756	81.56	17:00:43.390
31 -	1:27.554	0.959	81.37	17:02:10.944
32 -	1:26.966 (3)	0.371	81.92	17:03:37.910
33 -	1:27.728	1.133	81.21	17:05:05.638
34 -	1:26.737 (2)	0.142	82.14	17:06:32.375
35 -	1:27.724	1.129	81.21	17:08:00.099
36 -	1:27.373	0.778	81.54	17:09:27.472
37 -	1:26.595 (1)		82.27	17:10:54.067
38 -	1:27.535	0.940	81.39	17:12:21.602
39 -	1:29.402	2.807	79.69	17:13:51.004
40 -	1:29.414	2.819	79.68	17:15:20.418
41 -	1:28.813	2.218	80.22	17:16:49.231
42 -	1:28.016	1.421	80.94	17:18:17.247
43 -	1:27.188	0.593	81.71	17:19:44.435
44 -	1:28.766	2.171	80.26	17:21:13.201
45 -	1:27.232	0.637	81.67	17:22:40.433
46 -	1:32.216	5.621	77.26	17:24:12.649
47 -	1:30.788	4.193	78.47	17:25:43.437
48 -	1:40.196	13.601	71.10	17:27:23.633
49 -	2:46.738	1:20.143	42.72	17:30:10.371
50 -	1:31.505	4.910	77.86	17:31:41.876
51 -	1:30.529	3.934	78.70	17:33:12.405
52 -	1:27.239	0.644	81.66	17:34:39.644
53 -	1:28.222	1.627	80.75	17:36:07.866
54 -	1:36.700	10.105	73.67	17:37:44.566
55 -	1:32.410	5.815	77.09	17:39:16.976

### P8 144 POCHCIOL/WOLFE

LAP	LAP TIME	DIFF	MPH	TIME OF DAY
1 -	1:29.949	5.903	79.20	16:16:02.818
2 -	1:26.236	2.190	82.61	16:17:29.054
3 -	1:24.732	0.686	84.08	16:18:53.786
4 -	1:24.439 (3)	0.393	84.37	16:20:18.225
5 -	1:24.373 (2)	0.327	84.44	16:21:42.598
6 -	1:24.547	0.501	84.26	16:23:07.145
7 -	1:24.725	0.679	84.09	16:24:31.870
8 -	1:24.460	0.414	84.35	16:25:56.330
9 -	1:24.641	0.595	84.17	16:27:20.971
10 -	1:24.046 (1)		84.77	16:28:45.017
11 -	1:26.060	2.014	82.78	16:30:11.077
12 -	1:24.676	0.630	84.14	16:31:35.753
13 -	1:25.243	1.197	83.58	16:33:00.996
14 -	1:26.715	2.669	82.16	16:34:27.711
15 -	1:27.185	3.139	81.71	16:35:54.896
16 -	1:25.591	1.545	83.24	16:37:20.487
17 -	1:26.678	2.632	82.19	16:38:47.165
18 -	1:27.518	3.472	81.40	16:40:14.683
19 -	1:27.375	3.329	81.54	16:41:42.058
20 -	1:36.268	12.222	74.00	16:43:18.326
21 -	1:31.999	7.953	77.44	16:44:50.325
22 -	1:32.076	8.030	77.37	16:46:22.401
23 -	1:28.003	3.957	80.95	16:47:50.404
24 -	1:25.665	1.619	83.16	16:49:16.069
25 -	1:26.212	2.166	82.64	16:50:42.281
26 -	1:25.112	1.066	83.70	16:52:07.393
27 -	1:25.080	1.034	83.74	16:53:32.473
28 -	1:26.420	2.374	82.44	16:54:58.893
29 -	1:26.674	2.628	82.20	16:56:25.567
30 -	1:25.892	1.846	82.94	16:57:51.459
31 -	1:29.896 P	5.850	79.25	16:59:21.355
32 -	3:19.152	1:55.106	35.77	17:02:40.507
33 -	1:32.848	8.802	76.73	17:04:13.355
34 -	1:31.417	7.371	77.93	17:05:44.772
35 -	1:31.792	7.746	77.61	17:07:16.564
36 -	1:31.116	7.070	78.19	17:08:47.680
37 -	1:30.916	6.870	78.36	17:10:18.596
38 -	1:31.365	7.319	77.97	17:11:49.961
39 -	1:30.829	6.783	78.44	17:13:20.790
40 -	1:39.418	15.372	71.66	17:15:00.208
41 -	1:32.143	8.097	77.32	17:16:32.351
42 -	1:31.190	7.144	78.12	17:18:03.541
43 -	1:32.057	8.011	77.39	17:19:35.598
44 -	1:31.312	7.266	78.02	17:21:06.910
45 -	1:32.572	8.526	76.96	17:22:39.482
46 -	1:36.449	12.403	73.86	17:24:15.931
47 -	1:33.376	9.330	76.30	17:25:49.307
48 -	1:35.904	11.858	74.28	17:27:25.211
49 -	2:48.439	1:24.393	42.29	17:30:13.650
50 -	1:33.497	9.451	76.20	17:31:47.147
51 -	1:31.124	7.078	78.18	17:33:18.271
52 -	1:31.293	7.247	78.04	17:34:49.564
53 -	1:38.522	14.476	72.31	17:36:28.086
54 -	1:31.678	7.632	77.71	17:37:59.764
55 -	1:32.087	8.041	77.36	17:39:31.851
56 -	1:32.287	8.241	77.20	17:41:04.138
57 -	1:31.922	7.876	77.50	17:42:36.060

Weather / Track : Cloudy / Dry

Donington Park National  
Circuit Length = 1.9790 miles  
Start: 16:14 Flag 17:44 End: 17:46

# Gentlemen Drivers

## RACE 2 - LAP ANALYSIS

DIFF = Difference To Personal Best Lap

58 - 1:32.224 8.178 77.25 17:44:08.284  
 59 - 1:31.740 7.694 77.66 17:45:40.024

P9 79 Mark MARTIN				
LAP	LAP TIME	DIFF	MPH	TIME OF DAY
1 -	1:35.269	12.844	74.78	16:16:08.138
2 -	1:28.550	6.125	80.45	16:17:36.688
3 -	1:26.419	3.994	82.44	16:19:03.107
4 -	1:25.343	2.918	83.48	16:20:28.450
5 -	1:26.499	4.074	82.36	16:21:54.949
6 -	1:25.151	2.726	83.67	16:23:20.100
7 -	1:24.421	1.996	84.39	16:24:44.521
8 -	1:25.562	3.137	83.26	16:26:10.083
9 -	1:23.869	1.444	84.94	16:27:33.952
10 -	1:24.024	1.599	84.79	16:28:57.976
11 -	1:28.573	6.148	80.43	16:30:26.549
12 -	1:23.254	0.829	85.57	16:31:49.803
13 -	1:24.894	2.469	83.92	16:33:14.697
14 -	1:23.371	0.946	85.45	16:34:38.068
15 -	1:23.714	1.289	85.10	16:36:01.782
16 -	1:22.902 (3)	0.477	85.94	16:37:24.684
17 -	1:24.172	1.747	84.64	16:38:48.856
18 -	1:25.647	3.222	83.18	16:40:14.503
19 -	1:26.809	4.384	82.07	16:41:41.312
20 -	1:28.494	6.069	80.50	16:43:09.806
21 -	1:33.149	10.724	76.48	16:44:42.955
22 -	1:49.147	26.722	65.27	16:46:32.102
23 -	1:26.449	4.024	82.41	16:47:58.551
24 -	1:23.720	1.295	85.10	16:49:22.271
25 -	1:24.346	1.921	84.46	16:50:46.617
26 -	1:23.866	1.441	84.95	16:52:10.483
27 -	1:23.923	1.498	84.89	16:53:34.406
28 -	1:23.817	1.392	85.00	16:54:58.223
29 -	1:23.547	1.122	85.27	16:56:21.770
30 -	1:25.876	3.451	82.96	16:57:47.646
31 -	1:29.792 P	7.367	79.34	16:59:17.438
32 -	2:29.768	1:07.343	47.57	17:01:47.206
33 -	1:23.380	0.955	85.44	17:03:10.586
34 -	1:24.992	2.567	83.82	17:04:35.578
35 -	1:23.739	1.314	85.08	17:05:59.317
36 -	1:23.278	0.853	85.55	17:07:22.595
37 -	1:23.886	1.461	84.93	17:08:46.481
38 -	1:23.780	1.355	85.03	17:10:10.261
39 -	1:23.364	0.939	85.46	17:11:33.625
40 -	1:22.425 (1)		86.43	17:12:56.050
41 -	1:23.780	1.355	85.03	17:14:19.830
42 -	1:23.445	1.020	85.38	17:15:43.275
43 -	1:22.560 (2)	0.135	86.29	17:17:05.835
44 -	1:23.143	0.718	85.69	17:18:28.978
45 -	1:28.810 P	6.385	80.22	17:19:57.788
46 -	1:49.988	27.563	64.77	17:21:47.776
47 -	1:23.930	1.505	84.88	17:23:11.706
48 -	1:25.854	3.429	82.98	17:24:37.560
49 -	2:34.815	1:12.390	46.02	17:27:12.375
50 -	2:47.446	1:25.021	42.54	17:29:59.821
51 -	1:29.510	7.085	79.59	17:31:29.331
52 -	1:23.022	0.597	85.81	17:32:52.353
53 -	1:23.499	1.074	85.32	17:34:15.852
54 -	1:23.322	0.897	85.50	17:35:39.174
55 -	4:38.841	3:16.416	25.55	17:40:18.015
56 -	1:24.280	1.855	84.53	17:41:42.295
57 -	1:23.169	0.744	85.66	17:43:05.464
58 -	1:23.085	0.660	85.75	17:44:28.549
59 -	1:25.848	3.423	82.99	17:45:54.397

DIFF = Difference To Personal Best Lap

P10 151 YATES/MITCHELL				
LAP	LAP TIME	DIFF	MPH	TIME OF DAY
1 -	1:34.221	13.095	75.61	16:16:07.090
2 -	1:30.566	9.440	78.66	16:17:37.656
3 -	1:28.643	7.517	80.37	16:19:06.299
4 -	1:30.971	9.845	78.31	16:20:37.270
5 -	1:29.305	8.179	79.77	16:22:06.575
6 -	1:28.592	7.466	80.42	16:23:35.167
7 -	1:28.866	7.740	80.17	16:25:04.033
8 -	1:28.876	7.750	80.16	16:26:32.909
9 -	1:28.317	7.191	80.67	16:28:01.226
10 -	1:29.913	8.787	79.23	16:29:31.139
11 -	1:28.824	7.698	80.21	16:30:59.963
12 -	1:28.525	7.399	80.48	16:32:28.488
13 -	1:29.604	8.478	79.51	16:33:58.092
14 -	4:12.712 P	2:51.586	28.19	16:38:10.804
15 -	2:37.331	1:16.205	45.28	16:40:48.135
16 -	1:30.086	8.960	79.08	16:42:18.221
17 -	1:37.231	16.105	73.27	16:43:55.452
18 -	1:38.133	17.007	72.60	16:45:33.585
19 -	1:36.554	15.428	73.78	16:47:10.139
20 -	1:32.392	11.266	77.11	16:48:42.531
21 -	1:30.425	9.299	78.79	16:50:12.956
22 -	1:30.686	9.560	78.56	16:51:43.642
23 -	1:31.596	10.470	77.78	16:53:15.238
24 -	1:34.050 P	12.924	75.75	16:54:49.288
25 -	3:07.641	1:46.515	37.96	16:57:56.929
26 -	1:23.343	2.217	85.48	16:59:20.272
27 -	1:21.930	0.804	86.96	17:00:42.202
28 -	1:21.178 (2)	0.052	87.76	17:02:03.380
29 -	1:21.126 (1)		87.82	17:03:24.506
30 -	1:21.722	0.596	87.18	17:04:46.228
31 -	1:22.092	0.966	86.78	17:06:08.320
32 -	1:22.355	1.229	86.51	17:07:30.675
33 -	1:22.045	0.919	86.83	17:08:52.720
34 -	1:22.445	1.319	86.41	17:10:15.165
35 -	1:22.664	1.538	86.18	17:11:37.829
36 -	1:21.581 (3)	0.455	87.33	17:12:59.410
37 -	1:22.279	1.153	86.59	17:14:21.689
38 -	1:23.332	2.206	85.49	17:15:45.021
39 -	1:21.841	0.715	87.05	17:17:06.862
40 -	1:22.556	1.430	86.30	17:18:29.418
41 -	1:21.883	0.757	87.01	17:19:51.301
42 -	1:21.781	0.655	87.11	17:21:13.082
43 -	1:22.219	1.093	86.65	17:22:35.301
44 -	1:25.833	4.707	83.00	17:24:01.134
45 -	1:39.512	18.386	71.59	17:25:40.646
46 -	1:41.853	20.727	69.95	17:27:22.499
47 -	2:43.777	1:22.651	43.50	17:30:06.276
48 -	1:23.299	2.173	85.53	17:31:29.575
49 -	1:22.086	0.960	86.79	17:32:51.661
50 -	1:22.639	1.513	86.21	17:34:14.300
51 -	1:22.468	1.342	86.39	17:35:36.768
52 -	1:21.835	0.709	87.06	17:36:58.603
53 -	1:22.300	1.174	86.56	17:38:20.903
54 -	1:22.340	1.214	86.52	17:39:43.243
55 -	1:22.530	1.404	86.32	17:41:05.773
56 -	1:27.594	6.468	81.33	17:42:33.367
57 -	1:36.551	15.425	73.79	17:44:09.918

Weather / Track : Cloudy / Dry

Donington Park National  
 Circuit Length = 1.9790 miles  
 Start: 16:14 Flag 17:44 End: 17:46

# Gentlemen Drivers

## RACE 2 - LAP ANALYSIS

DIFF = Difference To Personal Best Lap

P11 74 AYLETT/FARRALL				
LAP	LAP TIME	DIFF	MPH	TIME OF DAY
1 -	1:43.771	13.973	68.65	16:16:16.640
2 -	1:32.267	2.469	77.21	16:17:48.907
3 -	1:31.864	2.066	77.55	16:19:20.771
4 -	1:31.277	1.479	78.05	16:20:52.048
5 -	<b>1:29.798 (1)</b>		<b>79.34</b>	<b>16:22:21.846</b>
6 -	1:30.281	0.483	78.91	16:23:52.127
7 -	1:30.380	0.582	78.82	16:25:22.507
8 -	1:32.252	2.454	77.23	16:26:54.759
9 -	1:31.001	1.203	78.29	16:28:25.760
10 -	1:31.912	2.114	77.51	16:29:57.672
11 -	1:32.630	2.832	76.91	16:31:30.302
12 -	1:32.157	2.359	77.30	16:33:02.459
13 -	1:31.197	1.399	78.12	16:34:33.656
14 -	1:32.207	2.409	77.26	16:36:05.863
15 -	1:32.861	3.063	76.72	16:37:38.724
16 -	1:33.483	3.685	76.21	16:39:12.207
17 -	1:34.082	4.284	75.72	16:40:46.289
18 -	1:32.723	2.925	76.83	16:42:19.012
19 -	1:40.555	10.757	70.85	16:43:59.567
20 -	1:44.865	15.067	67.94	16:45:44.432
21 -	1:42.479	12.681	69.52	16:47:26.911
22 -	1:39.122	9.324	71.87	16:49:06.033
23 -	1:37.442	7.644	73.11	16:50:43.475
24 -	1:35.243	5.445	74.80	16:52:18.718
25 -	1:35.568	5.770	74.55	16:53:54.286
26 -	1:35.634	5.836	74.49	16:55:29.920
27 -	1:34.581	4.783	75.32	16:57:04.501
28 -	1:40.675 P	10.877	70.76	16:58:45.176
29 -	3:04.291	1:34.493	38.65	17:01:49.467
30 -	1:35.206	5.408	74.83	17:03:24.673
31 -	1:32.571	2.773	76.96	17:04:57.244
32 -	1:31.759	1.961	77.64	17:06:29.003
33 -	1:31.349	1.551	77.99	17:08:00.352
34 -	1:32.592	2.794	76.94	17:09:32.944
35 -	1:32.101	2.303	77.35	17:11:05.045
36 -	1:30.923	1.125	78.35	17:12:35.968
37 -	1:31.519	1.721	77.84	17:14:07.487
38 -	1:30.739	0.941	78.51	17:15:38.226
39 -	1:32.350	2.552	77.14	17:17:10.576
40 -	1:32.705	2.907	76.85	17:18:43.281
41 -	1:31.580	1.782	77.79	17:20:14.861
42 -	1:30.648	0.850	78.59	17:21:45.509
43 -	1:32.494	2.696	77.02	17:23:18.003
44 -	1:36.773	6.975	73.62	17:24:54.776
45 -	2:19.950	50.152	50.90	17:27:14.726
46 -	2:46.169	1:16.371	42.87	17:30:00.895
47 -	1:32.429	2.631	77.08	17:31:33.324
48 -	1:32.575	2.777	76.96	17:33:05.899
49 -	1:32.019	2.221	77.42	17:34:37.918
50 -	1:30.671	0.873	78.57	17:36:08.589
51 -	1:30.520	0.722	78.70	17:37:39.109
52 -	1:32.632	2.834	76.91	17:39:11.741
53 -	1:30.011 (3)	0.213	79.15	17:40:41.752
54 -	1:30.140	0.342	79.03	17:42:11.892
55 -	1:29.979 (2)	0.181	79.18	17:43:41.871
56 -	1:30.528	0.730	78.70	17:45:12.399

P12 6 CARLINO/WARD				
LAP	LAP TIME	DIFF	MPH	TIME OF DAY
1 -	1:43.416	14.176	68.89	16:16:16.285
2 -	1:35.684	6.444	74.46	16:17:51.969

DIFF = Difference To Personal Best Lap

3 -	1:34.327	5.087	75.53	16:19:26.296
4 -	1:34.401	5.161	75.47	16:21:00.697
5 -	1:36.526	7.286	73.81	16:22:37.223
6 -	1:34.380	5.140	75.48	16:24:11.603
7 -	1:35.393	6.153	74.68	16:25:46.996
8 -	1:34.210	4.970	75.62	16:27:21.206
9 -	1:34.498	5.258	75.39	16:28:55.704
10 -	1:37.384	8.144	73.16	16:30:33.088
11 -	1:34.281	5.041	75.56	16:32:07.369
12 -	1:33.453	4.213	76.23	16:33:40.822
13 -	1:32.172	2.932	77.29	16:35:12.994
14 -	1:34.753	5.513	75.19	16:36:47.747
15 -	1:33.659	4.419	76.07	16:38:21.406
16 -	1:35.564	6.324	74.55	16:39:56.970
17 -	1:34.432	5.192	75.44	16:41:31.402
18 -	1:36.376	7.136	73.92	16:43:07.778
19 -	1:42.685	13.445	69.38	16:44:50.463
20 -	1:41.943	12.703	69.88	16:46:32.406
21 -	1:40.665	11.425	70.77	16:48:13.071
22 -	1:36.777	7.537	73.61	16:49:49.848
23 -	1:36.485	7.245	73.84	16:51:26.333
24 -	1:34.867	5.627	75.10	16:53:01.200
25 -	1:34.952	5.712	75.03	16:54:36.152
26 -	1:39.912 P	10.672	71.30	16:56:16.064
27 -	3:09.899	1:40.659	37.51	16:59:25.963
28 -	1:31.447	2.207	77.91	17:00:57.410
29 -	1:32.446	3.206	77.06	17:02:29.856
30 -	1:30.743	1.503	78.51	17:04:00.599
31 -	1:31.875	2.635	77.54	17:05:32.474
32 -	1:34.951	5.711	75.03	17:07:07.425
33 -	1:34.030	4.790	75.76	17:08:41.455
34 -	1:32.559	3.319	76.97	17:10:14.014
35 -	1:32.438	3.198	77.07	17:11:46.452
36 -	1:30.896	1.656	78.38	17:13:17.348
37 -	1:32.148	2.908	77.31	17:14:49.496
38 -	1:31.554	2.314	77.81	17:16:21.050
39 -	1:30.429	1.189	78.78	17:17:51.479
40 -	1:30.876	1.636	78.39	17:19:22.355
41 -	1:31.252	2.012	78.07	17:20:53.607
42 -	1:29.898	0.658	79.25	17:22:23.505
43 -	1:36.194	6.954	74.06	17:23:59.699
44 -	1:39.519	10.279	71.59	17:25:39.218
45 -	1:41.989	12.749	69.85	17:27:21.207
46 -	2:44.792	1:15.552	43.23	17:30:05.999
47 -	1:34.322	5.082	75.53	17:31:40.321
48 -	1:33.537	4.297	76.16	17:33:13.858
49 -	1:29.789	0.549	79.34	17:34:43.647
50 -	1:30.353	1.113	78.85	17:36:14.000
51 -	1:33.416	4.176	76.26	17:37:47.416
52 -	1:31.271	2.031	78.06	17:39:18.687
53 -	1:29.537 (3)	0.297	79.57	17:40:48.224
54 -	1:29.333 (2)	0.093	79.75	17:42:17.557
55 -	1:30.597	1.357	78.64	17:43:48.154
56 -	1:29.240 (1)		79.83	17:45:17.394

P13 67 Ted TUPPEN				
LAP	LAP TIME	DIFF	MPH	TIME OF DAY
1 -	1:41.373	11.471	70.28	16:16:14.242
2 -	1:34.086	4.184	75.72	16:17:48.328
3 -	1:35.105	5.203	74.91	16:19:23.433
4 -	1:35.287	5.385	74.77	16:20:58.720
5 -	1:34.253	4.351	75.59	16:22:32.973
6 -	1:34.946	5.044	75.03	16:24:07.919
7 -	1:35.210	5.308	74.83	16:25:43.129

Weather / Track : Cloudy / Dry

Donington Park National  
Circuit Length = 1.9790 miles  
Start: 16:14 Flag 17:44 End: 17:46

# Gentlemen Drivers

## RACE 2 - LAP ANALYSIS

DIFF = Difference To Personal Best Lap

8 -	1:36.037	6.135	74.18	16:27:19.166
9 -	1:34.902	5.000	75.07	16:28:54.068
10 -	1:37.215	7.313	73.28	16:30:31.283
11 -	1:34.304	4.402	75.54	16:32:05.587
12 -	1:32.769	2.867	76.79	16:33:38.356
13 -	1:33.058	3.156	76.56	16:35:11.414
14 -	1:42.451	12.549	69.54	16:36:53.865
15 -	1:36.175	6.273	74.07	16:38:30.040
16 -	1:36.951	7.049	73.48	16:40:06.991
17 -	1:40.270	10.368	71.05	16:41:47.261
18 -	1:39.967	10.065	71.26	16:43:27.228
19 -	1:40.140	10.238	71.14	16:45:07.368
20 -	1:35.480	5.578	74.61	16:46:42.848
21 -	1:33.335	3.433	76.33	16:48:16.183
22 -	1:33.897	3.995	75.87	16:49:50.080
23 -	1:33.543	3.641	76.16	16:51:23.623
24 -	1:33.565	3.663	76.14	16:52:57.188
25 -	1:33.902	4.000	75.87	16:54:31.090
26 -	1:35.403	5.501	74.67	16:56:06.493
27 -	1:33.607	3.705	76.11	16:57:40.100
28 -	1:40.219	<b>P</b> 10.317	71.09	16:59:20.319
29 -	2:58.957	1:29.055	39.81	17:02:19.276
30 -	1:33.679	3.777	76.05	17:03:52.955
31 -	1:32.887	2.985	76.70	17:05:25.842
32 -	1:32.568	2.666	76.96	17:06:58.410
33 -	1:32.943	3.041	76.65	17:08:31.353
34 -	1:34.228	4.326	75.61	17:10:05.581
35 -	1:34.036	4.134	75.76	17:11:39.617
36 -	1:30.713	0.811	78.54	17:13:10.330
37 -	1:31.983	2.081	77.45	17:14:42.313
38 -	1:31.848	1.946	77.56	17:16:14.161
39 -	1:31.837	1.935	77.57	17:17:45.998
40 -	1:31.630	1.728	77.75	17:19:17.628
41 -	1:32.259	2.357	77.22	17:20:49.887
42 -	1:32.678	2.776	76.87	17:22:22.565
43 -	<b>1:35.029</b>	5.127	74.97	<b>17:23:57.594</b>
44 -	<b>1:40.366</b>	10.464	70.98	<b>17:25:37.960</b>
45 -	<b>1:41.881</b>	11.979	69.93	<b>17:27:19.841</b>
46 -	2:44.963	1:15.061	43.18	17:30:04.804
47 -	1:36.945	7.043	73.49	17:31:41.749
48 -	1:32.481	2.579	77.03	17:33:14.230
49 -	1:30.386	0.484	78.82	17:34:44.616
50 -	1:30.084	<b>(2)</b> 0.182	79.08	17:36:14.700
51 -	1:32.590	2.688	76.94	17:37:47.290
52 -	1:30.353	0.451	78.85	17:39:17.643
53 -	1:30.922	1.020	78.35	17:40:48.565
54 -	1:30.501	0.599	78.72	17:42:19.066
55 -	1:30.258	<b>(3)</b> 0.356	78.93	17:43:49.324
56 -	<b>1:29.902</b>	<b>(1)</b>	<b>79.24</b>	<b>17:45:19.226</b>

### P14 136 MALLET/CLARKE

LAP	LAP TIME	DIFF	MPH	TIME OF DAY
1 -	1:42.483	9.545	69.52	16:16:15.352
2 -	1:34.641	1.703	75.28	16:17:49.993
3 -	1:44.524	11.586	68.16	16:19:34.517
4 -	1:35.138	2.200	74.88	16:21:09.655
5 -	1:34.472	1.534	75.41	16:22:44.127
6 -	1:34.452	1.514	75.43	16:24:18.579
7 -	1:40.879	7.941	70.62	16:25:59.458
8 -	1:34.871	1.933	75.09	16:27:34.329
9 -	1:35.567	2.629	74.55	16:29:09.896
10 -	1:35.022	2.084	74.97	16:30:44.918
11 -	1:34.072	1.134	75.73	16:32:18.990
12 -	1:34.724	1.786	75.21	16:33:53.714

DIFF = Difference To Personal Best Lap

13 -	1:36.146	3.208	74.10	16:35:29.860
14 -	1:34.100	1.162	75.71	16:37:03.960
15 -	1:33.931	0.993	75.84	16:38:37.891
16 -	1:39.071	6.133	71.91	16:40:16.962
17 -	1:37.443	4.505	73.11	16:41:54.405
18 -	1:47.248	14.310	66.43	16:43:41.653
19 -	1:40.440	7.502	70.93	16:45:22.093
20 -	1:37.388	4.450	73.15	16:46:59.481
21 -	1:34.412	1.474	75.46	16:48:33.893
22 -	1:33.915	<b>(3)</b> 0.977	75.86	16:50:07.808
23 -	1:33.200	<b>(2)</b> 0.262	76.44	16:51:41.008
24 -	1:39.247	6.309	71.78	16:53:20.255
25 -	1:36.268	3.330	74.00	16:54:56.523
26 -	1:35.237	2.299	74.80	16:56:31.760
27 -	<b>1:32.938</b>	<b>(1)</b>	<b>76.66</b>	<b>16:58:04.698</b>
28 -	1:35.902	<b>P</b> 2.964	74.29	16:59:40.600
29 -	3:04.288	1:31.350	38.66	17:02:44.888
30 -	1:36.161	3.223	74.09	17:04:21.049
31 -	1:38.214	5.276	72.54	17:05:59.263
32 -	1:36.878	3.940	73.54	17:07:36.141
33 -	1:36.308	3.370	73.97	17:09:12.449
34 -	1:35.962	3.024	74.24	17:10:48.411
35 -	1:35.201	2.263	74.83	17:12:23.612
36 -	1:36.118	3.180	74.12	17:13:59.730
37 -	1:35.665	2.727	74.47	17:15:35.395
38 -	1:34.839	1.901	75.12	17:17:10.234
39 -	1:35.658	2.720	74.48	17:18:45.892
40 -	1:34.042	1.104	75.76	17:20:19.934
41 -	1:34.433	1.495	75.44	17:21:54.367
42 -	<b>1:35.691</b>	2.753	74.45	<b>17:23:30.058</b>
43 -	<b>1:43.886</b>	10.948	68.58	<b>17:25:13.944</b>
44 -	<b>2:01.803</b>	28.865	58.49	<b>17:27:15.747</b>
45 -	2:46.176	1:13.238	42.87	17:30:01.923
46 -	1:49.368	16.430	65.14	17:31:51.291
47 -	1:36.370	3.432	73.93	17:33:27.661
48 -	1:35.587	2.649	74.53	17:35:03.248
49 -	1:35.967	3.029	74.24	17:36:39.215
50 -	1:39.922	6.984	71.30	17:38:19.137
51 -	1:38.894	5.956	72.04	17:39:58.031
52 -	1:35.477	2.539	74.62	17:41:33.508
53 -	1:34.384	1.446	75.48	17:43:07.892
54 -	1:34.538	1.600	75.36	17:44:42.430
55 -	1:36.604	3.666	73.75	17:46:19.034

### P15 3 Steve SOPER

LAP	LAP TIME	DIFF	MPH	TIME OF DAY
1 -	1:26.074	4.875	82.77	16:15:58.943
2 -	1:22.979	1.780	85.86	16:17:21.922
3 -	1:23.341	2.142	85.48	16:18:45.263
4 -	1:23.012	1.813	85.82	16:20:08.275
5 -	1:22.770	1.571	86.07	16:21:31.045
6 -	1:23.115	1.916	85.72	16:22:54.160
7 -	1:22.909	1.710	85.93	16:24:17.069
8 -	1:23.653	2.454	85.16	16:25:40.722
9 -	1:21.710	0.511	87.19	16:27:02.432
10 -	1:21.786	0.587	87.11	16:28:24.218
11 -	1:22.856	1.657	85.98	16:29:47.074
12 -	1:22.702	1.503	86.14	16:31:09.776
13 -	1:21.337	<b>(2)</b> 0.138	87.59	16:32:31.113
14 -	1:22.377	1.178	86.48	16:33:53.490
15 -	1:21.741	0.542	87.16	16:35:15.231
16 -	1:21.889	0.690	87.00	16:36:37.120
17 -	1:21.590	0.391	87.32	16:37:58.710
18 -	1:22.061	0.862	86.82	16:39:20.771

Donington Park National  
Circuit Length = 1.9790 miles  
Start: 16:14 Flag 17:44 End: 17:46

Weather / Track : Cloudy / Dry

# Gentlemen Drivers

## RACE 2 - LAP ANALYSIS

DIFF = Difference To Personal Best Lap

19 -	1:21.656	0.457	87.25	16:40:42.427
20 -	1:21.941	0.742	86.94	16:42:04.368
21 -	1:26.713	5.514	82.16	16:43:31.081
22 -	1:29.008	7.809	80.04	16:45:00.089
23 -	1:25.852	4.653	82.98	16:46:25.941
24 -	1:23.961	2.762	84.85	16:47:49.902
25 -	1:21.891	0.692	87.00	16:49:11.793
26 -	1:22.250	1.051	86.62	16:50:34.043
<b>27 -</b>	<b>1:21.199 (1)</b>		<b>87.74</b>	<b>16:51:55.242</b>
28 -	1:21.955	0.756	86.93	16:53:17.197
29 -	1:22.838	1.639	86.00	16:54:40.035
30 -	1:21.870	0.671	87.02	16:56:01.905
31 -	1:22.067	0.868	86.81	16:57:23.972
32 -	1:25.160 P	3.961	83.66	16:58:49.132
33 -	2:35.092	1:13.893	45.93	17:01:24.224
34 -	1:22.192	0.993	86.68	17:02:46.416
35 -	1:22.575	1.376	86.28	17:04:08.991
36 -	1:22.989	1.790	85.85	17:05:31.980
37 -	1:21.976	0.777	86.91	17:06:53.956
38 -	1:21.464 (3)	0.265	87.45	17:08:15.420
39 -	1:22.050	0.851	86.83	17:09:37.470
40 -	1:22.911	1.712	85.93	17:11:00.381
41 -	1:22.775	1.576	86.07	17:12:23.156
42 -	1:23.384	2.185	85.44	17:13:46.540
43 -	1:27.374 P	6.175	81.54	17:15:13.914
44 -	1:44.429	23.230	68.22	17:16:58.343
45 -	1:21.475	0.276	87.44	17:18:19.818
46 -	1:22.378	1.179	86.48	17:19:42.196
47 -	1:21.628	0.429	87.28	17:21:03.824
48 -	1:21.885	0.686	87.00	17:22:25.709
49 -	1:22.991	1.792	85.84	17:23:48.700
50 -	1:30.797	9.598	78.46	17:25:19.497
51 -	1:58.912	37.713	59.91	17:27:18.409
52 -	2:44.952	1:23.753	43.19	17:30:03.361
53 -	7:35.357 P	6:14.158	15.64	17:37:38.718

### P16 192 THOMAS/LOCKIE

LAP	LAP TIME	DIFF	MPH	TIME OF DAY
1 -	1:24.529	5.000	84.28	16:15:57.398
2 -	1:21.854	2.325	87.04	16:17:19.252
3 -	1:21.378	1.849	87.54	16:18:40.630
4 -	1:21.593	2.064	87.31	16:20:02.223
5 -	1:21.466	1.937	87.45	16:21:23.689
6 -	1:20.855	1.326	88.11	16:22:44.544
7 -	1:21.108	1.579	87.84	16:24:05.652
8 -	1:21.128	1.599	87.81	16:25:26.780
9 -	1:20.719	1.190	88.26	16:26:47.499
10 -	1:22.054	2.525	86.82	16:28:09.553
11 -	1:21.786	2.257	87.11	16:29:31.339
12 -	1:21.322	1.793	87.61	16:30:52.661
13 -	1:21.306	1.777	87.62	16:32:13.967
14 -	1:21.752	2.223	87.14	16:33:35.719
15 -	1:20.718	1.189	88.26	16:34:56.437
16 -	1:21.121	1.592	87.82	16:36:17.558
17 -	1:20.920	1.391	88.04	16:37:38.478
18 -	1:23.343	3.814	85.48	16:39:01.821
19 -	1:23.330	3.801	85.49	16:40:25.151
20 -	1:23.708	4.179	85.11	16:41:48.859
21 -	1:28.175	8.646	80.80	16:43:17.034
22 -	1:28.364	8.835	80.62	16:44:45.398
23 -	1:29.243	9.714	79.83	16:46:14.641
24 -	1:23.782	4.253	85.03	16:47:38.423
25 -	1:22.124	2.595	86.75	16:49:00.547
26 -	1:21.759	2.230	87.14	16:50:22.306

DIFF = Difference To Personal Best Lap

27 -	1:21.146	1.617	87.80	16:51:43.452
28 -	1:20.200	0.671	88.83	16:53:03.652
29 -	1:21.083	1.554	87.86	16:54:24.735
30 -	1:20.042	0.513	89.01	16:55:44.777
31 -	1:20.280	0.751	88.74	16:57:05.057
32 -	1:24.688 P	5.159	84.12	16:58:29.745
33 -	3:02.876	1:43.347	38.95	17:01:32.621
34 -	1:20.338	0.809	88.68	17:02:52.959
35 -	1:20.471	0.942	88.53	17:04:13.430
36 -	1:20.075	0.546	88.97	17:05:33.505
37 -	1:19.924 (3)	0.395	89.14	17:06:53.429
38 -	1:20.257	0.728	88.77	17:08:13.686
39 -	1:19.827 (2)	0.298	89.25	17:09:33.513
40 -	1:20.396	0.867	88.61	17:10:53.909
41 -	1:20.789	1.260	88.18	17:12:14.698
<b>42 -</b>	<b>1:19.529 (1)</b>		<b>89.58</b>	<b>17:13:34.227</b>
43 -	1:20.472	0.943	88.53	17:14:54.699
44 -	1:20.632	1.103	88.35	17:16:15.331
45 -	1:20.679	1.150	88.30	17:17:36.010
46 -	1:20.368	0.839	88.65	17:18:56.378
47 -	1:20.324	0.795	88.69	17:20:16.702
48 -	1:20.942	1.413	88.02	17:21:37.644
49 -	1:22.579	3.050	86.27	17:23:00.223
50 -	1:24.611	5.082	84.20	17:24:24.834
51 -	2:14.427 P	54.898	53.00	17:26:39.261

### P17 51 WILKINSON/KINSELLA

LAP	LAP TIME	DIFF	MPH	TIME OF DAY
1 -	1:36.911	7.918	73.51	16:16:09.780
2 -	1:31.951	2.958	77.48	16:17:41.731
3 -	1:31.678	2.685	77.71	16:19:13.409
4 -	1:30.332	1.339	78.87	16:20:43.741
5 -	1:30.135	1.142	79.04	16:22:13.876
6 -	1:30.172	1.179	79.01	16:23:44.048
7 -	1:30.556	1.563	78.67	16:25:14.604
8 -	1:29.889	0.896	79.26	16:26:44.493
9 -	1:31.398	2.405	77.95	16:28:15.891
10 -	1:32.844	3.851	76.73	16:29:48.735
11 -	1:30.454	1.461	78.76	16:31:19.189
12 -	1:30.196	1.203	78.99	16:32:49.385
13 -	1:29.641	0.648	79.47	16:34:19.026
14 -	1:30.536	1.543	78.69	16:35:49.562
15 -	1:30.147	1.154	79.03	16:37:19.709
16 -	1:31.995	3.002	77.44	16:38:51.704
17 -	1:29.869	0.876	79.27	16:40:21.573
18 -	1:31.398	2.405	77.95	16:41:52.971
19 -	1:34.766	5.773	75.18	16:43:27.737
20 -	1:36.133	7.140	74.11	16:45:03.870
21 -	1:34.421	5.428	75.45	16:46:38.291
22 -	1:31.735	2.742	77.66	16:48:10.026
23 -	1:29.700	0.707	79.42	16:49:39.726
24 -	1:29.168 (2)	0.175	79.90	16:51:08.894
<b>25 -</b>	<b>1:28.993 (1)</b>		<b>80.05</b>	<b>16:52:37.887</b>
26 -	1:29.315 (3)	0.322	79.76	16:54:07.202
27 -	1:29.727	0.734	79.40	16:55:36.929
28 -	1:32.145 P	3.152	77.31	16:57:09.074
29 -	3:00.198	1:31.205	39.53	17:00:09.272
30 -	1:34.211	5.218	75.62	17:01:43.483
31 -	1:31.986	2.993	77.45	17:03:15.469
32 -	1:31.858	2.865	77.56	17:04:47.327
33 -	1:30.612	1.619	78.62	17:06:17.939
34 -	1:31.999	3.006	77.44	17:07:49.938
35 -	1:31.249	2.256	78.07	17:09:21.187
36 -	1:30.756	1.763	78.50	17:10:51.943

Donington Park National  
Circuit Length = 1.9790 miles  
Start: 16:14 Flag 17:44 End: 17:46

Weather / Track : Cloudy / Dry

## Gentlemen Drivers

### RACE 2 - LAP ANALYSIS

DIFF = Difference To Personal Best Lap

37 -	1:32.628	3.635	76.91	17:12:24.571
38 -	1:33.768	4.775	75.98	17:13:58.339
39 -	1:31.654	2.661	77.73	17:15:29.993
40 -	1:32.373	3.380	77.12	17:17:02.366
41 -	1:31.664	2.671	77.72	17:18:34.030
42 -	1:31.987	2.994	77.45	17:20:06.017
43 -	1:31.780	2.787	77.62	17:21:37.797

DIFF = Difference To Personal Best Lap

22 -	1:30.504 (3)	0.947	78.72	16:50:13.554
23 -	1:29.784 (2)	0.227	79.35	16:51:43.338
<b>24 -</b>	<b>1:29.557 (1)</b>		<b>79.55</b>	<b>16:53:12.895</b>
25 -	1:33.493 P	3.936	76.20	16:54:46.388
26 -	3:07.926	1:38.369	37.91	16:57:54.314
27 -	1:32.449	2.892	77.06	16:59:26.763
28 -	1:31.925	2.368	77.50	17:00:58.688

P18 223 HYETT/FOX				
LAP	LAP TIME	DIFF	MPH	TIME OF DAY

1 -	1:32.739	8.051	76.82	16:16:05.608
2 -	1:27.196	2.508	81.70	16:17:32.804
3 -	1:26.861	2.173	82.02	16:18:59.665
4 -	1:25.941	1.253	82.90	16:20:25.606
5 -	1:26.421	1.733	82.44	16:21:52.027
6 -	1:26.454	1.766	82.40	16:23:18.481
7 -	1:25.116 (3)	0.428	83.70	16:24:43.597
8 -	1:42.058 P	17.370	69.80	16:26:25.655
9 -	48:32.429	47:07.741	2.44	17:14:58.084
10 -	1:34.651	9.963	75.27	17:16:32.735
11 -	1:28.129	3.441	80.84	17:18:00.864
12 -	1:26.134	1.446	82.71	17:19:26.998
13 -	1:25.882	1.194	82.95	17:20:52.880
14 -	1:26.695	2.007	82.18	17:22:19.575
15 -	1:26.563	1.875	82.30	17:23:46.138
16 -	1:32.875	8.187	76.71	17:25:19.013
17 -	1:58.922	34.234	59.91	17:27:17.935
18 -	2:45.031	1:20.343	43.17	17:30:02.966
19 -	1:27.747	3.059	81.19	17:31:30.713
20 -	1:27.682	2.994	81.25	17:32:58.395
21 -	1:25.631	0.943	83.20	17:34:24.026
22 -	1:25.243	0.555	83.58	17:35:49.269
23 -	1:27.666	2.978	81.27	17:37:16.935
24 -	1:25.276	0.588	83.54	17:38:42.211
25 -	1:25.835	1.147	83.00	17:40:08.046
26 -	1:25.592	0.904	83.23	17:41:33.638
27 -	1:25.069 (2)	0.381	83.75	17:42:58.707
<b>28 -</b>	<b>1:24.688 (1)</b>		<b>84.12</b>	<b>17:44:23.395</b>
29 -	1:31.424	6.736	77.92	17:45:54.819

P20 63 Patrick JACK				
LAP	LAP TIME	DIFF	MPH	TIME OF DAY

1 -	1:37.012	8.579	73.44	16:16:09.881
2 -	1:31.413	2.980	77.93	16:17:41.294
3 -	1:31.153	2.720	78.16	16:19:12.447
4 -	1:30.497	2.064	78.72	16:20:42.944
5 -	1:29.895	1.462	79.25	16:22:12.839
6 -	1:30.339	1.906	78.86	16:23:43.178
7 -	1:29.694	1.261	79.43	16:25:12.872
8 -	1:30.136	1.703	79.04	16:26:43.008
9 -	1:30.239	1.806	78.95	16:28:13.247
10 -	1:31.801	3.368	77.60	16:29:45.048
11 -	1:30.634	2.201	78.60	16:31:15.682
12 -	1:31.336	2.903	78.00	16:32:47.018
13 -	1:28.636 (2)	0.203	80.38	16:34:15.654
<b>14 -</b>	<b>1:28.433 (1)</b>		<b>80.56</b>	<b>16:35:44.087</b>
15 -	1:29.223 (3)	0.790	79.85	16:37:13.310
16 -	4:56.041	3:27.608	24.06	16:42:09.351
17 -	1:39.168	10.735	71.84	16:43:48.519
18 -	1:36.735	8.302	73.65	16:45:25.254
19 -	1:39.963 P	11.530	71.27	16:47:05.217

P19 62 ROSS-JONES/DODKINS				
LAP	LAP TIME	DIFF	MPH	TIME OF DAY

1 -	1:37.967	8.410	72.72	16:16:10.836
2 -	1:35.537	5.980	74.57	16:17:46.373
3 -	1:33.376	3.819	76.30	16:19:19.749
4 -	1:33.462	3.905	76.23	16:20:53.211
5 -	1:33.439	3.882	76.24	16:22:26.650
6 -	1:32.854	3.297	76.72	16:23:59.504
7 -	1:32.505	2.948	77.01	16:25:32.009
8 -	1:32.985	3.428	76.62	16:27:04.994
9 -	1:33.923	4.366	75.85	16:28:38.917
10 -	1:33.367	3.810	76.30	16:30:12.284
11 -	1:32.827	3.270	76.75	16:31:45.111
12 -	1:32.129	2.572	77.33	16:33:17.240
13 -	1:32.184	2.627	77.28	16:34:49.424
14 -	1:31.428	1.871	77.92	16:36:20.852
15 -	1:30.703	1.146	78.54	16:37:51.555
16 -	1:32.032	2.475	77.41	16:39:23.587
17 -	1:31.056	1.499	78.24	16:40:54.643
18 -	1:31.945	2.388	77.48	16:42:26.588
19 -	2:13.739 P	44.182	53.27	16:44:40.327
20 -	2:29.690	1:00.133	47.59	16:47:10.017
21 -	1:33.033	3.476	76.58	16:48:43.050

Weather / Track : Cloudy / Dry

Donington Park National  
Circuit Length = 1.9790 miles  
Start: 16:14 Flag 17:44 End: 17:46

# Gentlemen Drivers

## RACE 2 - LAP CHART

LAP 1 @ 16:15:57.398			LAP 2 @ 16:17:19.252			LAP 3 @ 16:18:40.630			LAP 4 @ 16:20:02.223			LAP 5 @ 16:21:23.689		
NO	BEHIND	LAP TIME	NO	BEHIND	LAP TIME	NO	BEHIND	LAP TIME	NO	BEHIND	LAP TIME	NO	BEHIND	LAP TIME
192		1:24.529	192		1:21.854	192		1:21.378	192		1:21.593	192		1:21.466
3	1.545	1:26.074	3	2.670	1:22.979	3	4.633	1:23.341	3	6.052	1:23.012	3	7.356	1:22.770
2	3.278	1:27.807	2	5.818	1:24.394	2	8.730	1:24.290	2	10.487	1:23.350	2	12.271	1:23.250
53	4.443	1:28.972	53	6.141	1:23.552	53	8.969	1:24.206	53	10.646	1:23.270	53	12.402	1:23.222
144	5.420	1:29.949	174	8.580	1:24.604	52	11.381	1:22.687	52	11.910	1:22.122	52	12.919	1:22.475
174	5.830	1:30.359	32	9.351	1:24.667	32	12.051	1:24.078	32	13.210	1:22.752	32	14.471	1:22.727
32	6.538	1:31.067	144	9.802	1:26.236	174	12.775	1:25.573	174	14.778	1:23.596	174	16.625	1:23.313
29	7.700	1:32.229	52	10.072	1:24.081	144	13.156	1:24.732	144	16.002	1:24.439	144	18.909	1:24.373
52	7.845	1:32.374	223	13.552	1:27.196	223	19.035	1:26.861	223	23.383	1:25.941	223	28.338	1:26.421
223	8.210	1:32.739	186	15.038	1:28.267	186	20.128	1:26.468	186	25.857	1:27.322	79	31.260	1:26.499
186	8.625	1:33.154	29	15.978	1:30.132	79	22.477	1:26.419	79	26.227	1:25.343	186	31.800	1:27.409
151	9.692	1:34.221	79	17.436	1:28.550	29	23.156	1:28.556	29	30.333	1:28.770	29	38.197	1:29.330
79	10.740	1:35.269	151	18.404	1:30.566	151	25.669	1:28.643	151	35.047	1:30.971	151	42.886	1:29.305
51	12.382	1:36.911	63	22.042	1:31.413	63	31.817	1:31.153	63	40.721	1:30.497	63	49.150	1:29.895
63	12.483	1:37.012	51	22.479	1:31.951	51	32.779	1:31.678	51	41.518	1:30.332	51	50.187	1:30.135
62	13.438	1:37.967	62	27.121	1:35.537	62	39.119	1:33.376	74	49.825	1:31.277	74	58.157	1:29.798
67	16.844	1:41.373	67	29.076	1:34.086	74	40.141	1:31.864	62	50.988	1:33.462	62	1:02.961	1:33.439
136	17.954	1:42.483	74	29.655	1:32.267	67	42.803	1:35.105	67	56.497	1:35.287	67	1:09.284	1:34.253
6	18.887	1:43.416	136	30.741	1:34.641	6	45.666	1:34.327	6	58.474	1:34.401	6	1:13.534	1:36.526
74	19.242	1:43.771	6	32.717	1:35.684	136	53.887	1:44.524	136	1:07.432	1:35.138	136	1:20.438	1:34.472

Weather / Track : Cloudy / Dry

Donington Park National  
 Circuit Length = 1.9790 miles  
 Start: 16:14 Flag 17:44 End: 17:46

# Gentlemen Drivers

## RACE 2 - LAP CHART

LAP 6 @ 16:22:44.544			LAP 7 @ 16:24:05.652			LAP 8 @ 16:25:26.780			LAP 9 @ 16:26:47.499			LAP 10 @ 16:28:09.553		
NO	BEHIND	LAP TIME	NO	BEHIND	LAP TIME	NO	BEHIND	LAP TIME	NO	BEHIND	LAP TIME	NO	BEHIND	LAP TIME
192		1:20.855	192		1:21.108	192		1:21.128	192		1:20.719	192		1:22.054
3	9.616	1:23.115	67	1 Lap	1:34.946	62	1 Lap	1:32.505	74	1 Lap	1:32.252	63	1 Lap	1:30.239
52	13.996	1:21.932	6	1 Lap	1:34.380	3	13.942	1:23.653	3	14.933	1:21.710	51	1 Lap	1:31.398
53	14.531	1:22.984	3	11.417	1:22.909	67	1 Lap	1:35.210	53	17.325	1:21.596	3	14.665	1:21.786
2	16.186	1:24.770	136	1 Lap	1:34.452	53	16.448	1:22.147	62	1 Lap	1:32.985	74	1 Lap	1:31.001
32	16.245	1:22.629	52	14.389	1:21.501	52	16.520	1:23.259	52	18.164	1:22.363	53	16.247	1:20.976
174	22.341	1:26.571	53	15.429	1:22.006	32	19.289	1:22.885	32	22.111	1:23.541	52	17.422	1:21.312
144	22.601	1:24.547	32	17.532	1:22.395	6	1 Lap	1:35.393	2	23.761	1:23.006	32	21.889	1:21.832
223	33.937	1:26.454	2	18.874	1:23.796	2	21.474	1:23.728	174	31.604	1:24.308	2	24.382	1:22.675
79	35.556	1:25.151	174	24.563	1:23.330	174	28.015	1:24.580	67	1 Lap	1:36.037	62	1 Lap	1:33.923
186	37.008	1:26.063	144	26.218	1:24.725	144	29.550	1:24.460	144	33.472	1:24.641	174	35.026	1:25.476
29	46.312	1:28.970	223	37.945	1:25.116	136	1 Lap	1:40.879	6	1 Lap	1:34.210	144	35.464	1:24.046
151	50.623	1:28.592	79	38.869	1:24.421	79	43.303	1:25.562	79	46.453	1:23.869	67	1 Lap	1:34.902
63	58.634	1:30.339	186	42.274	1:26.374	186	48.133	1:26.987	136	1 Lap	1:34.871	6	1 Lap	1:34.498
51	59.504	1:30.172	29	54.305	1:29.101	223	58.875	1:42.058 P	186	53.044	1:25.630	79	48.423	1:24.024
74	1:07.583	1:30.281	151	58.381	1:28.866	29	1:01.951	1:28.774	29	1:09.452	1:28.220	186	57.775	1:26.785
62	1:14.960	1:32.854	63	1:07.220	1:29.694	151	1:06.129	1:28.876	151	1:13.727	1:28.317	136	1 Lap	1:35.567
			51	1:08.952	1:30.556	63	1:16.228	1:30.136				29	1:15.813	1:28.415
			74	1:16.855	1:30.380	51	1:17.713	1:29.889				151	1:21.586	1:29.913

Weather / Track : Cloudy / Dry



# Gentlemen Drivers

## RACE 2 - LAP CHART

LAP 11 @ 16:29:31.339			LAP 12 @ 16:30:52.661			LAP 13 @ 16:32:13.967			LAP 14 @ 16:33:35.719			LAP 15 @ 16:34:56.437		
NO	BEHIND	LAP TIME	NO	BEHIND	LAP TIME	NO	BEHIND	LAP TIME	NO	BEHIND	LAP TIME	NO	BEHIND	LAP TIME
192		1:21.786	192		1:21.322	192		1:21.306	192		1:21.752	192		1:20.718
63	1 Lap	1:31.801	29	1 Lap	1:28.882	136	2 Laps	1:34.072	67	2 Laps	1:32.769	67	2 Laps	1:33.058
3	15.735	1:22.856	151	1 Lap	1:28.824	29	1 Lap	1:27.901	6	2 Laps	1:33.453	6	2 Laps	1:32.172
53	16.857	1:22.396	3	17.115	1:22.702	151	1 Lap	1:28.525	29	1 Lap	1:28.488	3	18.794	1:21.741
51	1 Lap	1:32.844	53	18.186	1:22.651	3	17.146	1:21.337	3	17.771	1:22.377	53	19.805	1:21.603
52	18.440	1:22.804	52	18.787	1:21.669	53	18.587	1:21.707	136	2 Laps	1:34.724	52	20.786	1:22.091
32	23.836	1:23.733	63	1 Lap	1:30.634	52	19.288	1:21.807	53	18.920	1:22.085	29	1 Lap	1:29.089
74	1 Lap	1:31.912	32	24.894	1:22.380	32	26.613	1:23.025	52	19.413	1:21.877	32	28.973	1:22.525
2	26.576	1:23.980	51	1 Lap	1:30.454	2	30.516	1:23.850	151	1 Lap	1:29.604	136	2 Laps	1:36.146
174	38.585	1:25.345	2	27.972	1:22.718	63	1 Lap	1:31.336	32	27.166	1:22.305	2	36.215	1:23.622
144	39.738	1:26.060	74	1 Lap	1:32.630	51	1 Lap	1:30.196	2	33.311	1:24.547	63	1 Lap	1:28.433
62	1 Lap	1:33.367	174	41.917	1:24.654	174	44.455	1:23.844	63	1 Lap	1:28.636	174	49.582	1:24.263
79	55.210	1:28.573	144	43.092	1:24.676	144	47.029	1:25.243	51	1 Lap	1:29.641	51	1 Lap	1:30.536
67	1 Lap	1:37.215	62	1 Lap	1:32.827	74	1 Lap	1:32.157	174	46.037	1:23.334	144	58.459	1:27.185
6	1 Lap	1:37.384	79	57.142	1:23.254	79	1:00.730	1:24.894	144	51.992	1:26.715	79	1:05.345	1:23.714
186	1:03.072	1:27.083	186	1:09.162	1:27.412	62	1 Lap	1:32.129	74	1 Lap	1:31.197	74	1 Lap	1:32.207
136	1 Lap	1:35.022	67	1 Lap	1:34.304	186	1:14.148	1:26.292	79	1:02.349	1:23.371			
			6	1 Lap	1:34.281				62	1 Lap	1:32.184			
									186	1:18.181	1:25.785			

Weather / Track : Cloudy / Dry

# Gentlemen Drivers

## RACE 2 - LAP CHART

LAP 16 @ 16:36:17.558			LAP 17 @ 16:37:38.478			LAP 18 @ 16:39:01.821			LAP 19 @ 16:40:25.151			LAP 20 @ 16:41:48.859		
NO	BEHIND	LAP TIME	NO	BEHIND	LAP TIME	NO	BEHIND	LAP TIME	NO	BEHIND	LAP TIME	NO	BEHIND	LAP TIME
192		1:21.121	192		1:20.920	192		1:23.343	192		1:23.330	192		1:23.708
186	1 Lap	1:25.705	74	2 Laps	1:32.861	186	1 Lap	1:26.363	186	1 Lap	1:25.417	51	2 Laps	1:31.398
62	2 Laps	1:31.428	186	1 Lap	1:25.034	74	2 Laps	1:33.483	3	17.276	1:21.656	136	3 Laps	1:37.443
3	19.562	1:21.889	62	2 Laps	1:30.703	3	18.950	1:22.061	53	19.517	1:22.566	186	1 Lap	1:27.444
53	20.707	1:22.023	3	20.232	1:21.590	53	20.281	1:22.004	52	20.841	1:22.473	3	15.509	1:21.941
52	21.687	1:22.022	53	21.620	1:21.833	52	21.698	1:21.797	74	2 Laps	1:34.082	53	17.338	1:21.529
6	2 Laps	1:34.753	52	23.244	1:22.477	62	2 Laps	1:32.032	151	4 Laps	2:37.331	52	18.939	1:21.806
29	1 Lap	1:28.057	32	31.322	1:21.899	32	31.058	1:23.079	62	2 Laps	1:31.056	63	4 Laps	4:56.041
32	30.343	1:22.491	151	3 Laps	4:12.712 P	29	1 Lap	1:29.096	32	31.871	1:24.143	151	4 Laps	1:30.086
67	2 Laps	1:42.451	29	1 Lap	1:28.253	2	44.388	1:25.243	2	46.519	1:25.461	74	2 Laps	1:32.723
2	37.819	1:22.725	2	42.488	1:25.589	6	2 Laps	1:35.564	29	1 Lap	1:30.307	32	31.014	1:22.851
136	2 Laps	1:34.100	6	2 Laps	1:33.659	174	59.031	1:27.499	174	1:01.651	1:25.950	62	2 Laps	1:31.945
174	52.547	1:24.086	67	2 Laps	1:36.175	67	2 Laps	1:36.951	6	2 Laps	1:34.432	2	48.184	1:25.373
63	1 Lap	1:29.223	174	54.875	1:23.248	79	1:12.682	1:25.647	79	1:16.161	1:26.809	29	1 Lap	1:29.423
51	1 Lap	1:30.147	136	2 Laps	1:33.931	144	1:12.862	1:27.518	144	1:16.907	1:27.375	174	1:04.571	1:26.628
144	1:02.929	1:25.591	144	1:08.687	1:26.678	136	2 Laps	1:39.071	67	2 Laps	1:40.270	6	2 Laps	1:36.376
79	1:07.126	1:22.902	79	1:10.378	1:24.172	51	1 Lap	1:29.869				79	1:20.947	1:28.494
			51	1 Lap	1:31.995									

Weather / Track : Cloudy / Dry

Results can be found at [www.tsl-timing.com](http://www.tsl-timing.com)

Page 4 of 13

Donington Park National  
 Circuit Length = 1.9790 miles  
 Start: 16:14 Flag 17:44 End: 17:46

Printed - 17:49 Saturday, 08 June 2019

# Gentlemen Drivers

## RACE 2 - LAP CHART

LAP 21 @ 16:43:17.034			LAP 22 @ 16:44:45.398			LAP 23 @ 16:46:14.641			LAP 24 @ 16:47:38.423			LAP 25 @ 16:49:00.547		
NO	BEHIND	LAP TIME	NO	BEHIND	LAP TIME	NO	BEHIND	LAP TIME	NO	BEHIND	LAP TIME	NO	BEHIND	LAP TIME
<b>192</b>		1:28.175	<b>192</b>		1:28.364	<b>192</b>		1:29.243	<b>192</b>		1:23.782	<b>192</b>		1:22.124
<b>144</b>	1 Lap	1:36.268	<b>144</b>	1 Lap	1:31.999	<b>144</b>	1 Lap	1:32.076	<b>3</b>	11.479	1:23.961	<b>74</b>	3 Laps	1:39.122
<b>67</b>	3 Laps	1:39.967	<b>6</b>	3 Laps	1:42.685	<b>3</b>	11.300	1:25.852	<b>144</b>	1 Lap	1:28.003	<b>3</b>	11.246	1:21.891
<b>51</b>	2 Laps	1:34.766	<b>3</b>	14.691	1:29.008	<b>53</b>	16.578	1:28.911	<b>53</b>	16.305	1:23.509	<b>144</b>	1 Lap	1:25.665
<b>3</b>	14.047	1:26.713	<b>53</b>	16.910	1:28.916	<b>79</b>	1 Lap	1:49.147	<b>79</b>	1 Lap	1:26.449	<b>53</b>	15.778	1:21.597
<b>53</b>	16.358	1:27.195	<b>51</b>	2 Laps	1:36.133	<b>6</b>	3 Laps	1:41.943	<b>52</b>	22.516	1:24.219	<b>79</b>	1 Lap	1:23.720
<b>186</b>	1 Lap	1:31.213	<b>186</b>	1 Lap	1:30.674	<b>186</b>	1 Lap	1:29.176	<b>186</b>	1 Lap	1:26.379	<b>52</b>	22.126	1:21.734
<b>136</b>	3 Laps	1:47.248	<b>67</b>	3 Laps	1:40.140	<b>52</b>	22.079	1:26.716	<b>32</b>	31.237	1:24.403	<b>186</b>	1 Lap	1:25.182
<b>52</b>	24.997	1:34.233	<b>52</b>	24.606	1:27.973	<b>51</b>	2 Laps	1:34.421	<b>51</b>	2 Laps	1:31.735	<b>32</b>	31.204	1:22.091
<b>63</b>	4 Laps	1:39.168	<b>32</b>	33.524	1:28.880	<b>67</b>	3 Laps	1:35.480	<b>6</b>	3 Laps	1:40.665	<b>51</b>	2 Laps	1:29.700
<b>32</b>	33.008	1:30.169	<b>136</b>	3 Laps	1:40.440	<b>32</b>	30.616	1:26.335	<b>67</b>	3 Laps	1:33.335	<b>6</b>	3 Laps	1:36.777
<b>151</b>	4 Laps	1:37.231	<b>63</b>	4 Laps	1:36.735	<b>136</b>	3 Laps	1:37.388	<b>136</b>	3 Laps	1:34.412	<b>67</b>	3 Laps	1:33.897
<b>74</b>	2 Laps	1:40.555	<b>151</b>	4 Laps	1:38.133	<b>63</b>	4 Laps	1:39.963 P	<b>2</b>	55.520	1:24.874	<b>2</b>	57.127	1:23.731
<b>2</b>	52.109	1:32.100	<b>2</b>	54.976	1:31.231	<b>2</b>	54.428	1:28.695	<b>151</b>	4 Laps	1:32.392	<b>136</b>	3 Laps	1:33.915
<b>29</b>	1 Lap	1:35.983	<b>74</b>	2 Laps	1:44.865	<b>62</b>	3 Laps	2:29.690	<b>62</b>	3 Laps	1:33.033	<b>151</b>	4 Laps	1:30.425
<b>174</b>	1:11.676	1:35.280	<b>29</b>	1 Lap	1:33.643	<b>151</b>	4 Laps	1:36.554	<b>29</b>	1 Lap	1:29.758	<b>62</b>	3 Laps	1:30.504
<b>62</b>	2 Laps	2:13.739 P	<b>174</b>	1:17.112	1:33.800	<b>29</b>	1 Lap	1:31.136	<b>174</b>	1:19.380	1:25.686			
<b>79</b>	1:25.921	1:33.149				<b>74</b>	2 Laps	1:42.479						
						<b>174</b>	1:17.476	1:29.607						

Weather / Track : Cloudy / Dry

# Gentlemen Drivers

## RACE 2 - LAP CHART

LAP 26 @ 16:50:22.306			LAP 27 @ 16:51:43.452			LAP 28 @ 16:53:03.652			LAP 29 @ 16:54:24.735			LAP 30 @ 16:55:44.777		
NO	BEHIND	LAP TIME	NO	BEHIND	LAP TIME	NO	BEHIND	LAP TIME	NO	BEHIND	LAP TIME	NO	BEHIND	LAP TIME
192		1:21.759	192		1:21.146	192		1:20.200	192		1:21.083	192		1:20.042
174	1 Lap	1:25.996	151	5 Laps	1:30.686	62	4 Laps	1:29.557	67	4 Laps	1:33.902	174	1 Lap	1:23.917
29	2 Laps	1:30.262	174	1 Lap	1:23.969	174	1 Lap	1:25.574	6	4 Laps	1:34.952	3	17.128	1:21.870
3	11.737	1:22.250	29	2 Laps	1:28.474	151	5 Laps	1:31.596	174	1 Lap	1:23.584	67	4 Laps	1:35.403
53	16.010	1:21.991	3	11.790	1:21.199	3	13.545	1:21.955	3	15.300	1:22.838	53	21.870	1:22.144
144	1 Lap	1:26.212	53	17.050	1:22.186	136	4 Laps	1:39.247	53	19.768	1:22.269	52	26.939	1:20.742
74	3 Laps	1:37.442	52	23.484	1:22.353	53	18.582	1:21.732	62	4 Laps	1:33.493 P	6	4 Laps	1:39.912 P
52	22.277	1:21.910	144	1 Lap	1:25.112	29	2 Laps	1:29.784	151	5 Laps	1:34.050 P	79	1 Lap	1:23.547
79	1 Lap	1:24.346	79	1 Lap	1:23.866	52	24.708	1:21.424	52	26.239	1:22.614	32	38.794	1:23.134
186	1 Lap	1:25.216	32	33.136	1:22.787	144	1 Lap	1:25.080	29	2 Laps	1:28.995	144	1 Lap	1:26.674
32	31.495	1:22.050	186	1 Lap	1:25.648	79	1 Lap	1:23.923	136	4 Laps	1:36.268	29	2 Laps	1:32.952 P
51	2 Laps	1:29.168	74	3 Laps	1:35.243	32	34.726	1:21.790	79	1 Lap	1:23.817	136	4 Laps	1:35.237
2	59.451	1:24.083	51	2 Laps	1:28.993	186	1 Lap	1:25.298	144	1 Lap	1:26.420	186	1 Lap	1:24.307
67	3 Laps	1:33.543	2	1:01.682	1:23.377	74	3 Laps	1:35.568	32	35.702	1:22.059	74	3 Laps	1:34.581
6	3 Laps	1:36.485	67	3 Laps	1:33.565	51	2 Laps	1:29.315	186	1 Lap	1:25.100			
136	3 Laps	1:33.200	6	3 Laps	1:34.867	2	1:05.346	1:23.864	74	3 Laps	1:35.634			
62	3 Laps	1:29.784							51	2 Laps	1:29.727			
									2	1:12.525	1:28.262 P			

Weather / Track : Cloudy / Dry

# Gentlemen Drivers

## RACE 2 - LAP CHART

LAP 31 @ 16:57:05.057			LAP 32 @ 16:58:29.745			LAP 33 @ 17:00:11.646			LAP 34 @ 17:01:36.607			LAP 35 @ 17:04:08.991		
NO	BEHIND	LAP TIME	NO	BEHIND	LAP TIME	NO	BEHIND	LAP TIME	NO	BEHIND	LAP TIME	NO	BEHIND	LAP TIME
192		1:20.280	192		1:24.688 P	53		1:21.513	53		1:24.961 P	3		1:22.575
51	3 Laps	1:32.145 P	2	2 Laps	3:00.876	174	2 Laps	2:44.919	174	2 Laps	1:24.311	186	2 Laps	1:28.836
3	18.915	1:22.067	74	4 Laps	1:40.675 P	52	3.782	1:21.592	52	4.678	1:25.857 P	144	2 Laps	1:32.848
53	23.518	1:21.928	3	19.387	1:25.160 P	32	19.735	1:22.214	51	4 Laps	1:34.211	192	4.439	1:20.471
174	1 Lap	1:28.233 P	53	20.388	1:21.558	151	6 Laps	1:21.930	79	2 Laps	2:29.768	136	5 Laps	1:36.161
52	27.586	1:20.927	52	24.091	1:21.193	29	3 Laps	1:27.351	74	5 Laps	3:04.291	174	1 Lap	1:22.966
67	4 Laps	1:33.607	32	39.422	1:22.492	6	5 Laps	1:31.447	32	21.211	1:26.437 P	52	24.539	2:52.245
32	41.618	1:23.104	29	3 Laps	2:50.190	62	5 Laps	1:31.925	151	6 Laps	1:21.178	53	25.130	2:57.514
79	1 Lap	1:25.876	79	1 Lap	1:29.792 P	186	2 Laps	3:13.327	29	3 Laps	1:27.554	79	1 Lap	1:24.992
144	1 Lap	1:25.892	151	6 Laps	1:23.343	2	1 Lap	1:20.805	67	5 Laps	2:58.957	151	5 Laps	1:21.722
62	5 Laps	3:07.926	67	4 Laps	1:40.219 P	3	1:12.578	2:35.092	6	5 Laps	1:32.446	51	3 Laps	1:31.858
151	6 Laps	3:07.641	144	1 Lap	1:29.896 P	192	1:20.975	3:02.876	144	2 Laps	3:19.152	74	4 Laps	1:32.571
186	1 Lap	1:27.856 P	6	5 Laps	3:09.899				186	2 Laps	1:27.378	32	48.963	3:00.136
136	4 Laps	1:32.938	62	5 Laps	1:32.449				2	1 Lap	1:20.312	29	2 Laps	1:27.728
			136	4 Laps	1:35.902 P				136	5 Laps	3:04.288	2	1:13.970	1:20.185
			2	1 Lap	1:22.593				3	1:09.809	1:22.192	67	4 Laps	1:32.887
			51	3 Laps	3:00.198				192	1:16.352	1:20.338			
									174	1 Lap	1:23.404			
									79	1 Lap	1:23.380			
									51	3 Laps	1:31.986			
									151	5 Laps	1:21.126			
									74	4 Laps	1:35.206			
									29	2 Laps	1:26.966			
									67	4 Laps	1:33.679			
									6	4 Laps	1:30.743			
									2	2:26.169	1:20.930			

Weather / Track : Cloudy / Dry

# Gentlemen Drivers

## RACE 2 - LAP CHART

LAP 36 @ 17:05:31.980			LAP 37 @ 17:06:53.429			LAP 38 @ 17:08:13.686			LAP 39 @ 17:09:33.513			LAP 40 @ 17:10:53.909		
NO	BEHIND	LAP TIME	NO	BEHIND	LAP TIME	NO	BEHIND	LAP TIME	NO	BEHIND	LAP TIME	NO	BEHIND	LAP TIME
<b>3</b>		1:22.989	<b>192</b>		1:19.924	<b>192</b>		1:20.257	<b>192</b>		1:19.827	<b>192</b>		1:20.396
<b>6</b>	5 Laps	1:31.875	<b>3</b>	0.527	1:21.976	<b>3</b>	1.734	1:21.464	<b>3</b>	3.957	1:22.050	<b>29</b>	3 Laps	1:26.595
<b>192</b>	1.525	1:20.075	<b>67</b>	5 Laps	1:32.568	<b>67</b>	5 Laps	1:32.943	<b>186</b>	2 Laps	1:26.397	<b>3</b>	6.472	1:22.911
<b>186</b>	2 Laps	1:27.352	<b>186</b>	2 Laps	1:27.918	<b>186</b>	2 Laps	1:26.636	<b>174</b>	1 Lap	1:23.433	<b>74</b>	5 Laps	1:32.101
<b>144</b>	2 Laps	1:31.417	<b>6</b>	5 Laps	1:34.951	<b>174</b>	1 Lap	1:23.086	<b>53</b>	27.190	1:22.623	<b>53</b>	28.613	1:21.819
<b>174</b>	1 Lap	1:24.478	<b>174</b>	1 Lap	1:24.890	<b>53</b>	24.394	1:21.135	<b>67</b>	5 Laps	1:34.228	<b>174</b>	1 Lap	1:23.694
<b>53</b>	23.688	1:21.547	<b>144</b>	2 Laps	1:31.792	<b>6</b>	5 Laps	1:34.030	<b>52</b>	35.283	1:23.262	<b>186</b>	2 Laps	1:28.138
<b>52</b>	27.157	1:25.607	<b>53</b>	23.516	1:21.277	<b>52</b>	31.848	1:23.572	<b>79</b>	1 Lap	1:23.780	<b>52</b>	38.229	1:23.342
<b>136</b>	5 Laps	1:38.214	<b>52</b>	28.533	1:22.825	<b>79</b>	1 Lap	1:23.886	<b>6</b>	5 Laps	1:32.559	<b>79</b>	1 Lap	1:23.364
<b>79</b>	1 Lap	1:23.739	<b>79</b>	1 Lap	1:23.278	<b>144</b>	2 Laps	1:31.116	<b>151</b>	5 Laps	1:22.445	<b>151</b>	5 Laps	1:22.664
<b>151</b>	5 Laps	1:22.092	<b>151</b>	5 Laps	1:22.355	<b>151</b>	5 Laps	1:22.045	<b>144</b>	2 Laps	1:30.916	<b>67</b>	5 Laps	1:34.036
<b>51</b>	3 Laps	1:30.612	<b>136</b>	5 Laps	1:36.878	<b>32</b>	52.258	1:23.414	<b>32</b>	54.388	1:21.957	<b>6</b>	5 Laps	1:32.438
<b>32</b>	48.147	1:22.173	<b>32</b>	49.101	1:22.403	<b>136</b>	5 Laps	1:36.308	<b>2</b>	1:10.135	1:20.160	<b>32</b>	55.583	1:21.591
<b>74</b>	4 Laps	1:31.759	<b>51</b>	3 Laps	1:31.999	<b>51</b>	3 Laps	1:31.249	<b>136</b>	5 Laps	1:35.962	<b>144</b>	2 Laps	1:31.365
<b>29</b>	2 Laps	1:26.737	<b>29</b>	2 Laps	1:27.724	<b>2</b>	1:09.802	1:20.414	<b>51</b>	3 Laps	1:30.756	<b>2</b>	1:09.576	1:19.837
<b>2</b>	1:11.038	1:20.057	<b>74</b>	4 Laps	1:31.349	<b>29</b>	2 Laps	1:27.373						
			<b>2</b>	1:09.645	1:20.056	<b>74</b>	4 Laps	1:32.592						

Weather / Track : Cloudy / Dry

Donington Park National  
 Circuit Length = 1.9790 miles  
 Start: 16:14 Flag 17:44 End: 17:46

# Gentlemen Drivers

## RACE 2 - LAP CHART

LAP 41 @ 17:12:14.698			LAP 42 @ 17:13:34.227			LAP 43 @ 17:14:54.699			LAP 44 @ 17:16:15.331			LAP 45 @ 17:17:36.010		
NO	BEHIND	LAP TIME	NO	BEHIND	LAP TIME	NO	BEHIND	LAP TIME	NO	BEHIND	LAP TIME	NO	BEHIND	LAP TIME
<b>192</b>		1:20.789	<b>192</b>		1:19.529	<b>192</b>		1:20.472	<b>192</b>		1:20.632	<b>192</b>		1:20.679
<b>29</b>	3 Laps	1:27.535	<b>3</b>	12.313	1:23.384	<b>223</b>	34 Laps	48:32.429	<b>6</b>	6 Laps	1:31.554	<b>67</b>	6 Laps	1:31.837
<b>3</b>	8.458	1:22.775	<b>29</b>	3 Laps	1:29.402	<b>144</b>	3 Laps	1:39.418	<b>144</b>	3 Laps	1:32.143	<b>6</b>	6 Laps	1:30.429
<b>136</b>	6 Laps	1:35.201	<b>51</b>	4 Laps	1:33.768	<b>3</b>	19.215	1:27.374 P	<b>223</b>	34 Laps	1:34.651	<b>223</b>	34 Laps	1:28.129
<b>51</b>	4 Laps	1:32.628	<b>136</b>	6 Laps	1:36.118	<b>29</b>	3 Laps	1:29.414	<b>53</b>	33.751	1:21.472	<b>144</b>	3 Laps	1:31.190
<b>74</b>	5 Laps	1:30.923	<b>53</b>	31.333	1:21.765	<b>53</b>	32.911	1:22.050	<b>29</b>	3 Laps	1:28.813	<b>53</b>	34.248	1:21.176
<b>53</b>	29.097	1:21.273	<b>74</b>	5 Laps	1:31.519	<b>51</b>	4 Laps	1:31.654	<b>174</b>	1 Lap	1:24.156	<b>29</b>	3 Laps	1:28.016
<b>174</b>	1 Lap	1:22.700	<b>174</b>	1 Lap	1:22.509	<b>174</b>	1 Lap	1:23.923	<b>3</b>	43.012	1:44.429	<b>3</b>	43.808	1:21.475
<b>186</b>	2 Laps	1:25.551	<b>52</b>	43.679	1:23.310	<b>136</b>	6 Laps	1:35.665	<b>51</b>	4 Laps	1:32.373	<b>174</b>	1 Lap	1:24.104
<b>52</b>	39.898	1:22.458	<b>186</b>	2 Laps	1:27.054	<b>74</b>	5 Laps	1:30.739	<b>52</b>	47.688	1:22.405	<b>52</b>	50.287	1:23.278
<b>79</b>	1 Lap	1:22.425	<b>79</b>	1 Lap	1:23.780	<b>52</b>	45.915	1:22.708	<b>79</b>	1 Lap	1:22.560	<b>79</b>	1 Lap	1:23.143
<b>151</b>	5 Laps	1:21.581	<b>151</b>	5 Laps	1:22.279	<b>79</b>	1 Lap	1:23.445	<b>151</b>	5 Laps	1:21.841	<b>151</b>	5 Laps	1:22.556
<b>67</b>	5 Laps	1:30.713	<b>32</b>	58.445	1:21.321	<b>151</b>	5 Laps	1:23.332	<b>136</b>	6 Laps	1:34.839	<b>51</b>	4 Laps	1:31.664
<b>32</b>	56.653	1:21.859	<b>67</b>	5 Laps	1:31.983	<b>186</b>	2 Laps	1:27.456	<b>74</b>	5 Laps	1:32.350	<b>32</b>	1:03.506	1:24.086
<b>6</b>	5 Laps	1:30.896	<b>2</b>	1:09.791	1:20.950	<b>32</b>	59.858	1:21.885	<b>186</b>	2 Laps	1:26.233	<b>186</b>	2 Laps	1:28.430
<b>144</b>	2 Laps	1:30.829	<b>6</b>	5 Laps	1:32.148	<b>2</b>	1:09.125	1:19.806	<b>32</b>	1:00.099	1:20.873	<b>74</b>	5 Laps	1:32.705
<b>2</b>	1:08.370	1:19.583				<b>67</b>	5 Laps	1:31.848	<b>2</b>	1:08.258	1:19.765	<b>2</b>	1:07.720	1:20.141
												<b>136</b>	6 Laps	1:35.658

Weather / Track : Cloudy / Dry

# Gentlemen Drivers

## RACE 2 - LAP CHART

LAP 46 @ 17:18:56.378			LAP 47 @ 17:20:16.702			LAP 48 @ 17:21:37.644			LAP 49 @ 17:23:00.223			LAP 50 @ 17:24:24.834		
NO	BEHIND	LAP TIME	NO	BEHIND	LAP TIME	NO	BEHIND	LAP TIME	NO	BEHIND	LAP TIME	NO	BEHIND	LAP TIME
192		1:20.368	192		1:20.324	192		1:20.942	192		1:22.579	192		1:24.611
67	6 Laps	1:31.630	136	7 Laps	1:34.042	51	5 Laps	1:31.780	79	2 Laps	1:23.930	186	3 Laps	1:32.418
6	6 Laps	1:30.876	67	6 Laps	1:32.259	74	6 Laps	1:30.648	74	6 Laps	1:32.494	79	2 Laps	1:25.854
223	34 Laps	1:26.134	223	34 Laps	1:25.882	79	2 Laps	1:49.988	136	7 Laps	1:35.691	174	2 Laps	2:02.092
53	35.653	1:21.773	53	36.875	1:21.546	136	7 Laps	1:34.433	53	37.611	1:22.221	74	6 Laps	1:36.773
144	3 Laps	1:32.057	6	6 Laps	1:31.252	53	37.969	1:22.036	223	34 Laps	1:26.563	136	7 Laps	1:43.886
3	45.818	1:22.378	3	47.122	1:21.628	223	34 Laps	1:26.695	3	48.477	1:22.991	53	49.528	1:36.528
29	3 Laps	1:27.188	144	3 Laps	1:31.312	67	6 Laps	1:32.678	67	6 Laps	1:35.029	223	34 Laps	1:32.875
174	1 Lap	1:22.844	174	1 Lap	1:23.757	6	6 Laps	1:29.898	6	6 Laps	1:36.194	3	54.663	1:30.797
52	52.830	1:22.911	52	55.390	1:22.884	3	48.065	1:21.885	52	1:00.241	1:26.268	67	6 Laps	1:40.366
151	5 Laps	1:21.883	151	5 Laps	1:21.781	52	56.552	1:22.104	151	5 Laps	1:25.833	6	6 Laps	1:39.519
79	1 Lap	1:28.810 P	29	3 Laps	1:28.766	151	5 Laps	1:22.219	2	1:10.999	1:27.210	52	1:15.311	1:39.681
32	1:04.755	1:21.617	32	1:06.505	1:22.074	174	1 Lap	1:27.976 P	29	3 Laps	1:32.216	151	5 Laps	1:39.512
2	1:07.530	1:20.178	2	1:07.090	1:19.884	144	3 Laps	1:32.572	32	1:13.655	1:28.637	2	1:16.560	1:30.172
51	4 Laps	1:31.987	186	2 Laps	1:26.568	29	3 Laps	1:27.232	144	3 Laps	1:36.449	29	3 Laps	1:30.788
186	2 Laps	1:26.297				2	1:06.368	1:20.220				32	1:19.256	1:30.212
74	5 Laps	1:31.580				32	1:07.597	1:22.034				144	3 Laps	1:33.376
						186	2 Laps	1:26.522						

Weather / Track : Cloudy / Dry



# Gentlemen Drivers

## RACE 2 - LAP CHART

LAP 51 @ 17:26:39.261			LAP 52 @ 17:30:01.463			LAP 53 @ 17:31:25.679			LAP 54 @ 17:32:48.034			LAP 55 @ 17:34:07.778		
NO	BEHIND	LAP TIME	NO	BEHIND	LAP TIME	NO	BEHIND	LAP TIME	NO	BEHIND	LAP TIME	NO	BEHIND	LAP TIME
<b>192</b>		2:14.427 P	<b>53</b>		2:44.975	<b>53</b>		1:24.216	<b>2</b>		1:19.933	<b>2</b>		1:19.744
<b>186</b>	3 Laps	2:39.055	<b>136</b>	7 Laps	2:46.176	<b>174</b>	2 Laps	1:27.668	<b>53</b>	0.446	1:22.801	<b>53</b>	2.195	1:21.493
<b>79</b>	2 Laps	2:34.815	<b>223</b>	34 Laps	2:45.031	<b>2</b>	2.422	1:21.372	<b>174</b>	2 Laps	1:23.064	<b>151</b>	5 Laps	1:22.639
<b>174</b>	2 Laps	2:35.074	<b>3</b>	1.898	2:44.952	<b>79</b>	2 Laps	1:29.510	<b>151</b>	5 Laps	1:22.086	<b>174</b>	2 Laps	1:24.686
<b>74</b>	6 Laps	2:19.950	<b>67</b>	6 Laps	2:44.963	<b>151</b>	5 Laps	1:23.299	<b>79</b>	2 Laps	1:23.022	<b>79</b>	2 Laps	1:23.499
<b>136</b>	7 Laps	2:01.803	<b>6</b>	6 Laps	2:44.792	<b>223</b>	34 Laps	1:27.747	<b>52</b>	8.952	1:24.714	<b>52</b>	12.483	1:23.275
<b>53</b>	37.227	2:02.126	<b>52</b>	4.618	2:44.330	<b>186</b>	3 Laps	1:31.581	<b>186</b>	3 Laps	1:26.655	<b>186</b>	3 Laps	1:25.379
<b>223</b>	34 Laps	1:58.922	<b>151</b>	5 Laps	2:43.777	<b>52</b>	6.593	1:26.191	<b>223</b>	34 Laps	1:27.682	<b>223</b>	34 Laps	1:25.631
<b>3</b>	39.148	1:58.912	<b>2</b>	5.266	2:43.568	<b>74</b>	6 Laps	1:32.429	<b>74</b>	6 Laps	1:32.575	<b>32</b>	23.605	1:23.152
<b>67</b>	6 Laps	1:41.881	<b>29</b>	3 Laps	2:46.738	<b>6</b>	6 Laps	1:34.322	<b>32</b>	20.197	1:24.547	<b>74</b>	6 Laps	1:32.019
<b>6</b>	6 Laps	1:41.989	<b>32</b>	9.144	2:46.215	<b>67</b>	6 Laps	1:36.945	<b>29</b>	3 Laps	1:30.529	<b>29</b>	3 Laps	1:27.239
<b>52</b>	42.490	1:41.606	<b>144</b>	3 Laps	2:48.439	<b>29</b>	3 Laps	1:31.505	<b>6</b>	6 Laps	1:33.537	<b>6</b>	6 Laps	1:29.789
<b>151</b>	5 Laps	1:41.853				<b>32</b>	18.005	1:33.077	<b>67</b>	6 Laps	1:32.481	<b>67</b>	6 Laps	1:30.386
<b>2</b>	43.900	1:41.767				<b>144</b>	3 Laps	1:33.497	<b>144</b>	3 Laps	1:31.124	<b>144</b>	3 Laps	1:31.293
<b>29</b>	3 Laps	1:40.196				<b>136</b>	7 Laps	1:49.368	<b>136</b>	7 Laps	1:36.370	<b>136</b>	7 Laps	1:35.587
<b>32</b>	45.131	1:40.302												
<b>144</b>	3 Laps	1:35.904												
<b>186</b>	2 Laps	2:47.950												
<b>79</b>	1 Lap	2:47.446												
<b>174</b>	1 Lap	2:46.676												
<b>74</b>	5 Laps	2:46.169												

Weather / Track : Cloudy / Dry

# Gentlemen Drivers

## RACE 2 - LAP CHART

LAP 56 @ 17:35:27.230			LAP 57 @ 17:36:46.577			LAP 58 @ 17:38:08.443			LAP 59 @ 17:39:28.776			LAP 60 @ 17:40:48.978		
NO	BEHIND	LAP TIME	NO	BEHIND	LAP TIME	NO	BEHIND	LAP TIME	NO	BEHIND	LAP TIME	NO	BEHIND	LAP TIME
<b>2</b>		1:19.452	<b>2</b>		1:19.347	<b>2</b>		1:21.866	<b>2</b>		1:20.333	<b>2</b>		1:20.202
<b>53</b>	3.793	1:21.050	<b>53</b>	6.027	1:21.581	<b>53</b>	6.169	1:22.008	<b>144</b>	4 Laps	1:32.087	<b>53</b>	9.479	1:21.968
<b>151</b>	5 Laps	1:22.468	<b>151</b>	5 Laps	1:21.835	<b>136</b>	8 Laps	1:39.922	<b>53</b>	7.713	1:21.877	<b>144</b>	4 Laps	1:32.287
<b>174</b>	2 Laps	1:23.031	<b>174</b>	2 Laps	1:22.692	<b>151</b>	5 Laps	1:22.300	<b>151</b>	5 Laps	1:22.340	<b>151</b>	5 Laps	1:22.530
<b>79</b>	2 Laps	1:23.322	<b>52</b>	23.342	1:26.565	<b>174</b>	2 Laps	1:22.789	<b>174</b>	2 Laps	1:24.506	<b>174</b>	2 Laps	1:22.581
<b>52</b>	16.124	1:23.093	<b>186</b>	3 Laps	1:26.104	<b>52</b>	27.688	1:26.212	<b>136</b>	8 Laps	1:38.894	<b>52</b>	34.554	1:23.246
<b>186</b>	3 Laps	1:25.312	<b>32</b>	29.988	1:22.943	<b>32</b>	31.485	1:23.363	<b>52</b>	31.510	1:24.155	<b>32</b>	34.709	1:21.712
<b>223</b>	34 Laps	1:25.243	<b>223</b>	34 Laps	1:27.666	<b>186</b>	3 Laps	1:26.753	<b>32</b>	33.199	1:22.047	<b>186</b>	3 Laps	1:25.654
<b>32</b>	26.392	1:22.239	<b>3</b>	4 Laps	7:35.357 P	<b>223</b>	34 Laps	1:25.276	<b>186</b>	3 Laps	1:26.114	<b>136</b>	8 Laps	1:35.477
<b>29</b>	3 Laps	1:28.222	<b>74</b>	6 Laps	1:30.520	<b>74</b>	6 Laps	1:32.632	<b>223</b>	34 Laps	1:25.835	<b>223</b>	34 Laps	1:25.592
<b>74</b>	6 Laps	1:30.671	<b>29</b>	3 Laps	1:36.700	<b>29</b>	3 Laps	1:32.410	<b>79</b>	4 Laps	4:38.841	<b>79</b>	4 Laps	1:24.280
<b>6</b>	6 Laps	1:30.353	<b>67</b>	6 Laps	1:32.590	<b>67</b>	6 Laps	1:30.353	<b>74</b>	6 Laps	1:30.011			
<b>67</b>	6 Laps	1:30.084	<b>6</b>	6 Laps	1:33.416	<b>6</b>	6 Laps	1:31.271	<b>29</b>	3 Laps	1:29.519			
<b>144</b>	3 Laps	1:38.522	<b>144</b>	3 Laps	1:31.678				<b>6</b>	6 Laps	1:29.537			
<b>136</b>	7 Laps	1:35.967							<b>67</b>	6 Laps	1:30.922			

Weather / Track : Cloudy / Dry

# Gentlemen Drivers

## RACE 2 - LAP CHART

LAP 61 @ 17:42:09.542			LAP 62 @ 17:43:29.947			LAP 63 @ 17:44:50.146		
NO	BEHIND	LAP TIME	NO	BEHIND	LAP TIME	NO	BEHIND	LAP TIME
<b>2</b>		1:20.564	<b>2</b>		1:20.405	<b>2</b>		1:20.199
<b>74</b>	7 Laps	1:30.140	<b>53</b>	11.668	1:21.859	<b>53</b>	13.368	1:21.899
<b>6</b>	7 Laps	1:29.333	<b>74</b>	7 Laps	1:29.979	<b>74</b>	7 Laps	1:30.528
<b>29</b>	4 Laps	1:31.565	<b>6</b>	7 Laps	1:30.597	<b>6</b>	7 Laps	1:29.240
<b>67</b>	7 Laps	1:30.501	<b>29</b>	4 Laps	1:30.817	<b>29</b>	4 Laps	1:30.052
<b>53</b>	10.214	1:21.299	<b>67</b>	7 Laps	1:30.258	<b>67</b>	7 Laps	1:29.902
<b>151</b>	5 Laps	1:27.594	<b>174</b>	2 Laps	1:24.398	<b>174</b>	2 Laps	1:22.788
<b>174</b>	2 Laps	1:23.851	<b>32</b>	38.197	1:22.431	<b>32</b>	40.659	1:22.661
<b>144</b>	4 Laps	1:31.922	<b>144</b>	4 Laps	1:32.224	<b>52</b>	42.912	1:23.353
<b>32</b>	36.171	1:22.026	<b>52</b>	39.758	1:23.335	<b>144</b>	4 Laps	1:31.740
<b>52</b>	36.828	1:22.838	<b>151</b>	5 Laps	1:36.551	<b>79</b>	4 Laps	1:25.848
<b>186</b>	3 Laps	1:24.699	<b>186</b>	3 Laps	1:24.382	<b>186</b>	3 Laps	1:32.671
<b>223</b>	34 Laps	1:25.069	<b>223</b>	34 Laps	1:24.688	<b>223</b>	34 Laps	1:31.424
<b>79</b>	4 Laps	1:23.169	<b>79</b>	4 Laps	1:23.085	<b>136</b>	8 Laps	1:36.604
<b>136</b>	8 Laps	1:34.384	<b>136</b>	8 Laps	1:34.538			

Weather / Track : Cloudy / Dry

# Gentlemen Drivers

## RACE 2 - POSITION CHART

No	Name	Lap																																			
		Pos	1	2	3	4	5	6	7	8	9	10	11	12	13	14	15	16	17	18	19	20	21	22	23	24	25	26	27	28	29	30	31	32			
192	THOMAS/LOCKIE	1	192	192	192	192	192	192	192	192	192	192	192	192	192	192	192	192	192	192	192	192	192	192	192	192	192	192	192	192	192	192	192	192	192		
2	VOYAZIDES/HADFIELD	2	3	3	3	3	3	3	3	3	3	3	3	3	3	3	3	3	3	3	3	3	3	3	3	3	3	3	3	3	3	3	3	3	3		
53	PEARSON	3	2	2	2	2	2	52	52	53	53	53	53	53	53	53	53	53	53	53	53	53	53	53	53	53	53	53	53	53	53	53	53	53	53		
3	SOPER	4	53	53	53	53	53	53	53	52	52	52	52	52	52	52	52	52	52	52	52	52	52	52	52	52	52	52	52	52	52	52	52	52	52		
29	AHLERS/BELLINGER	5	144	174	52	52	52	2	32	32	32	32	32	32	32	32	32	32	32	32	32	32	32	32	32	32	32	32	32	32	32	32	32	32	32		
144	POCHIOL/WOLFE	6	174	32	32	32	32	32	2	2	2	2	2	2	2	2	2	2	2	2	2	2	2	2	2	2	2	2	2	2	2	2	2	2	174	79	2
151	YATES/MITCHELL	7	32	144	174	174	174	174	174	174	174	174	174	174	174	174	174	174	174	174	174	174	174	174	174	174	174	174	174	174	174	174	174	174	79	144	174
174	DONNOR	8	29	52	144	144	144	144	144	144	144	144	144	144	144	144	144	144	144	144	79	79	79	79	144	144	144	144	144	144	144	79	79	144	2	79	
32	SPIERS	9	52	223	223	223	223	223	223	79	79	79	79	79	79	79	79	79	79	79	144	144	144	144	79	79	79	79	79	79	144	144	186	174	144		
186	SMITHIES/CLARKSON	10	223	186	186	186	79	79	79	186	186	186	186	186	186	186	186	186	186	186	186	186	186	186	186	186	186	186	186	186	186	186	186	186	186	186	186
52	MAYDON/WILLIS	11	186	29	79	79	186	186	186	223	29	29	29	29	29	29	29	29	29	29	29	29	29	29	29	29	29	29	29	29	29	29	29	29	29	29	29
223	HYETT/FOX	12	151	79	29	29	29	29	29	29	29	151	151	151	151	151	63	63	51	51	51	51	51	51	51	51	51	51	51	51	51	51	51	51	51	51	51
79	MARTIN	13	79	151	151	151	151	151	151	151	63	63	63	63	63	51	51	74	74	74	74	74	74	74	74	74	74	74	74	74	74	74	74	74	74	74	74
51	WILKINSON/KINSELLA	14	51	63	63	63	63	63	63	63	51	51	51	51	51	74	74	62	62	62	62	6	6	6	6	6	6	6	6	6	6	6	6	6	6	6	6
63	JACK	15	63	51	51	51	51	51	51	51	74	74	74	74	74	62	62	6	6	6	6	6	6	6	6	6	6	6	6	6	6	6	6	6	6	6	6
67	TUPPEN	16	62	62	62	74	74	74	74	74	62	62	62	62	62	6	6	67	67	67	67	67	136	136	136	136	62	62	136	136	62	136	6	6	136	136	151
62	ROSS-JONES/DODKIN	17	67	67	74	62	62	62	62	62	67	67	67	67	67	67	67	136	136	136	136	62	62	62	62	62	136	136	62	62	62	62	151	151	151	136	
136	MALLET/CLARKE	18	136	74	67	67	67	67	67	67	6	6	6	6	6	6	136	136	63	63	63	63	151	151	151	151	151	151	151	151	151	151	151	151	151	151	151
74	AYLETT/FARRALL	19	6	136	6	6	6	6	6	6	136	136	136	136	136	151	151	151	151	151	151	151	223	223	223	223	223	223	223	223	223	223	223	223	223	223	
6	CARLINO/WARD	20	74	6	136	136	136	136	136	136	223	223	223	223	223	223	223	223	223	223	223	223	223	223	223	223	223	223	223	223	223	223	223	223	223	223	

Weather / Track : Cloudy / Dry

Donington Park National  
 Circuit Length = 1.9790 miles  
 Start: 16:14 Flag 17:44 End: 17:46

# Gentlemen Drivers

## RACE 2 - POSITION CHART

No	Name	Lap Pos	33	34	35	36	37	38	39	40	41	42	43	44	45	46	47	48	49	50	51	52	53	54	55	56	57	58	59	60	61	62	63		
			192	THOMAS/LOCKIE	1	53	53	3	3	192	192	192	192	192	192	192	192	192	192	192	192	192	192	192	53	53	2	2	2	2	2	2	2	2	2
2	VOYAZIDES/HADFIELD	2	52	52	192	192	3	3	3	3	3	3	3	53	53	53	53	53	53	53	53	3	2	53	53	53	53	53	53	53	53	53	53	53	
53	PEARSON	3	32	32	52	53	53	53	53	53	53	53	53	3	3	3	3	3	3	3	3	52	52	52	52	52	52	52	52	52	52	52	52	52	
3	SOPER	4	3	3	53	52	52	52	52	52	52	52	52	52	52	52	52	52	52	52	52	2	32	32	32	32	32	32	32	32	32	32	32	32	
29	AHLERS/BELLINGER	5	192	192	32	32	32	32	32	32	32	32	32	32	32	32	32	32	2	2	2	2	32	174	174	174	174	174	174	174	174	174	174	174	
144	POCHIOL/WOLFE	6	2	2	2	2	2	2	2	2	2	2	2	2	2	2	2	2	32	32	32	32	174	79	79	186	186	186	186	186	186	186	186	186	
151	YATES/MITCHELL	7	174	174	174	174	174	174	174	174	174	174	174	174	174	174	174	174	79	79	79	174	79	186	186	29	29	29	29	29	29	29	29	29	
174	DONNOR	8	79	79	79	79	79	79	79	79	79	79	79	79	79	79	79	79	174	174	174	174	186	29	29	144	144	144	144	144	144	144	144	144	
32	SPIERS	9	186	186	186	186	186	186	186	186	186	186	186	186	186	186	186	186	186	186	186	29	144	144	79	79	79	79	79	79	79	79	79	79	
186	SMITHIES/CLARKSON	10	144	144	144	144	144	144	144	144	144	144	144	144	144	29	29	29	29	29	29	144	3	151	151	151	151	151	151	151	151	151	151	151	
52	MAYDON/WILLIS	11	29	29	29	29	29	29	29	29	29	29	29	29	29	144	144	144	144	144	144	151	151	74	74	74	74	74	74	74	74	74	74	74	
223	HYETT/FOX	12	51	51	51	51	51	51	51	51	51	51	51	51	151	151	151	151	151	151	151	151	74	74	6	6	6	6	6	6	6	6	6	6	
79	MARTIN	13	74	74	74	74	74	74	74	151	151	151	151	151	74	74	74	74	74	74	74	74	67	6	67	67	67	67	67	67	67	67	67	67	
51	WILKINSON/KINSELLA	14	67	67	151	151	151	151	74	74	74	74	74	74	67	67	67	6	6	6	6	67	6	67	136	136	136	136	136	136	136	136	136	136	
63	JACK	15	6	6	67	67	67	67	67	67	67	67	67	67	6	6	6	6	67	67	67	67	6	136	136	136	136	136	136	136	136	136	136	136	
67	TUPPEN	16	151	151	6	6	6	6	6	6	6	6	6	6	6	136	136	136	136	136	136	136	136	136	136	136	136	136	136	136	136	136	136		
62	ROSS-JONES/DODKIN	17	136	136	136	136	136	136	136	136	136	136	136	136	136	136	136	136	136	136	136	136	136	136	136	136	136	136	136	136	136	136	136		
136	MALLET/CLARKE	18																																	
74	AYLETT/FARRALL	19																																	
6	CARLINO/WARD	20																																	

Weather / Track : Cloudy / Dry

Donington Park National  
 Circuit Length = 1.9790 miles  
 Start: 16:14 Flag 17:44 End: 17:46

## Gentlemen Drivers

### RACE 2 - STATISTICS

**Competitors Started** 20  
**Planned Start** 2019-06-08 @ 16:15:00.000  
**Actual Start** 2019-06-08 @ 16:14:32.868  
**Finish Time** 2019-06-08 @ 17:44:49.348  
**Track Length** 1.9790mi.  
**Total Laps** 1053  
**Total Distance Covered** 2083.9578mi.

#### Session Fastest Lap History

NO	CL	NAME	LAP TIME	TIME OF DAY	LAP	VEHICLE
192	C3	THOMAS/LOCKIE	1:24.529	16:15:57.406	1	Shelby Daytona Cobra
192	C3	THOMAS/LOCKIE	1:21.854	16:17:19.260	2	Shelby Daytona Cobra
192	C3	THOMAS/LOCKIE	1:21.378	16:18:40.638	3	Shelby Daytona Cobra
192	C3	THOMAS/LOCKIE	1:20.855	16:22:44.551	6	Shelby Daytona Cobra
192	C3	THOMAS/LOCKIE	1:20.719	16:26:47.507	9	Shelby Daytona Cobra
192	C3	THOMAS/LOCKIE	1:20.718	16:34:56.446	15	Shelby Daytona Cobra
192	C3	THOMAS/LOCKIE	1:20.200	16:53:03.661	28	Shelby Daytona Cobra
192	C3	THOMAS/LOCKIE	1:20.042	16:55:44.785	30	Shelby Daytona Cobra
192	C3	THOMAS/LOCKIE	1:19.924	17:06:53.438	37	Shelby Daytona Cobra
192	C3	THOMAS/LOCKIE	1:19.827	17:09:33.521	39	Shelby Daytona Cobra
2	C3	VOYAZIDES/HADFIELD	1:19.583	17:13:23.081	41	Shelby Daytona Cobra
192	C3	THOMAS/LOCKIE	1:19.529	17:13:34.234	42	Shelby Daytona Cobra
2	C3	VOYAZIDES/HADFIELD	1:19.452	17:35:27.243	56	Shelby Daytona Cobra
2	C3	VOYAZIDES/HADFIELD	1:19.347	17:36:46.590	57	Shelby Daytona Cobra

#### Session Leader History

NO	CL	NAME	FROM LAP	LAPS LED	DISTANCE	VEHICLE
192	C3	THOMAS/LOCKIE	1	32	63.29 miles	Shelby Daytona Cobra
53	C3	John PEARSON	33	2	3.95 miles	Jaguar E-Type
3	CLP	Steve SOPER	35	2	3.95 miles	Lotus Elan 26R
192	C3	THOMAS/LOCKIE	37	15	29.68 miles	Shelby Daytona Cobra
53	C3	John PEARSON	52	2	3.95 miles	Jaguar E-Type
2	C3	VOYAZIDES/HADFIELD	54	10	19.79 miles	Shelby Daytona Cobra

#### Flag History

TYPE	TIME OF DAY
GREEN	16:14:32.868
SAFETY	17:23:23.535
GREEN	17:29:57.642
FINISH	17:44:49.348

#### Flag Statistics

TYPE	COUNT	TOTAL LAPS	TOTAL TIME
Green	2	61	1:25:22.153
Red	0	0	0.000
Safety Car	1	2	6:34.107
FCY	0	0	0.000

Weather / Track : Cloudy / Dry

These results are provisional until the conclusion of any judicial and technical matters.

Donington Park National  
Circuit Length = 1.9790 miles  
Start: 16:14 Flag 17:44 End: 17:46

Clerk Of Course :		Timekeeper :
-------------------	--	--------------

# Gentlemen Drivers

## RACE 2 - STATISTICS

CLASS : C1

3 Starters

### Fastest Lap History

NO	NAME	LAP TIME	TIME OF DAY	LAP	VEHICLE
51	WILKINSON/KINSELLA	1:36.911	16:16:09.780	1	MG B Roadster
51	WILKINSON/KINSELLA	1:31.951	16:17:41.731	2	MG B Roadster
51	WILKINSON/KINSELLA	1:31.678	16:19:13.409	3	MG B Roadster
51	WILKINSON/KINSELLA	1:30.332	16:20:43.741	4	MG B Roadster
51	WILKINSON/KINSELLA	1:30.135	16:22:13.874	5	MG B Roadster
74	AYLETT/FARRALL	1:29.798	16:22:21.848	5	Diva GT
51	WILKINSON/KINSELLA	1:29.641	16:34:19.025	13	MG B Roadster
51	WILKINSON/KINSELLA	1:29.168	16:51:08.893	24	MG B Roadster
51	WILKINSON/KINSELLA	1:28.993	16:52:37.886	25	MG B Roadster

### Leader History

NO	NAME	FROM LAP	LAPS LED	DISTANCE	VEHICLE
51	WILKINSON/KINSELLA	1	43	85.06 miles	MG B Roadster
74	AYLETT/FARRALL	44	13	25.72 miles	Diva GT

Weather / Track : Cloudy / Dry

These results are provisional until the conclusion of any judicial and technical matters.

Donington Park National  
Circuit Length = 1.9790 miles  
Start: 16:14 Flag 17:44 End: 17:46

Clerk Of Course :		Timekeeper :
-------------------	--	--------------

# Gentlemen Drivers

## RACE 2 - STATISTICS

CLASS : C2

2 Starters

### Fastest Lap History

NO	NAME	LAP TIME	TIME OF DAY	LAP	VEHICLE
29	AHLERS/BELLINGER	1:32.229	16:16:05.104	1	Morgan Plus 4 Super Sports
29	AHLERS/BELLINGER	1:30.132	16:17:35.235	2	Morgan Plus 4 Super Sports
29	AHLERS/BELLINGER	1:28.556	16:19:03.790	3	Morgan Plus 4 Super Sports
29	AHLERS/BELLINGER	1:28.220	16:27:56.955	9	Morgan Plus 4 Super Sports
29	AHLERS/BELLINGER	1:27.901	16:32:22.152	12	Morgan Plus 4 Super Sports
29	AHLERS/BELLINGER	1:27.351	17:00:43.394	30	Morgan Plus 4 Super Sports
29	AHLERS/BELLINGER	1:26.966	17:03:37.915	32	Morgan Plus 4 Super Sports
29	AHLERS/BELLINGER	1:26.737	17:06:32.379	34	Morgan Plus 4 Super Sports
29	AHLERS/BELLINGER	1:26.595	17:10:54.070	37	Morgan Plus 4 Super Sports

### Leader History

NO	NAME	FROM LAP	LAPS LED	DISTANCE	VEHICLE
29	AHLERS/BELLINGER	1	59	116.72 miles	Morgan Plus 4 Super Sports

Weather / Track : Cloudy / Dry

These results are provisional until the conclusion of any judicial and technical matters.

Donington Park National  
Circuit Length = 1.9790 miles  
Start: 16:14 Flag 17:44 End: 17:46

Clerk Of Course :		Timekeeper :
-------------------	--	--------------



# Gentlemen Drivers

## RACE 2 - STATISTICS

CLASS : C3

8 Starters

### Fastest Lap History

NO	NAME	LAP TIME	TIME OF DAY	LAP	VEHICLE
192	THOMAS/LOCKIE	1:24.529	16:15:57.406	1	Shelby Daytona Cobra
192	THOMAS/LOCKIE	1:21.854	16:17:19.260	2	Shelby Daytona Cobra
192	THOMAS/LOCKIE	1:21.378	16:18:40.638	3	Shelby Daytona Cobra
192	THOMAS/LOCKIE	1:20.855	16:22:44.551	6	Shelby Daytona Cobra
192	THOMAS/LOCKIE	1:20.719	16:26:47.507	9	Shelby Daytona Cobra
192	THOMAS/LOCKIE	1:20.718	16:34:56.446	15	Shelby Daytona Cobra
192	THOMAS/LOCKIE	1:20.200	16:53:03.661	28	Shelby Daytona Cobra
192	THOMAS/LOCKIE	1:20.042	16:55:44.785	30	Shelby Daytona Cobra
192	THOMAS/LOCKIE	1:19.924	17:06:53.438	37	Shelby Daytona Cobra
192	THOMAS/LOCKIE	1:19.827	17:09:33.521	39	Shelby Daytona Cobra
2	VOYAZIDES/HADFIELD	1:19.583	17:13:23.081	41	Shelby Daytona Cobra
192	THOMAS/LOCKIE	1:19.529	17:13:34.234	42	Shelby Daytona Cobra
2	VOYAZIDES/HADFIELD	1:19.452	17:35:27.243	56	Shelby Daytona Cobra
2	VOYAZIDES/HADFIELD	1:19.347	17:36:46.590	57	Shelby Daytona Cobra

### Leader History

NO	NAME	FROM LAP	LAPS LED	DISTANCE	VEHICLE
192	THOMAS/LOCKIE	1	32	63.29 miles	Shelby Daytona Cobra
53	John PEARSON	33	2	3.95 miles	Jaguar E-Type
192	THOMAS/LOCKIE	35	17	33.64 miles	Shelby Daytona Cobra
53	John PEARSON	52	2	3.95 miles	Jaguar E-Type
2	VOYAZIDES/HADFIELD	54	10	19.79 miles	Shelby Daytona Cobra

Weather / Track : Cloudy / Dry

These results are provisional until the conclusion of any judicial and technical matters.

Donington Park National  
Circuit Length = 1.9790 miles  
Start: 16:14 Flag 17:44 End: 17:46

Clerk Of Course :		Timekeeper :
-------------------	--	--------------

# Gentlemen Drivers

## RACE 2 - STATISTICS

CLASS : CLP

7 Starters

### Fastest Lap History

NO	NAME	LAP TIME	TIME OF DAY	LAP	VEHICLE
3	Steve SOPER	1:26.074	16:15:58.939	1	Lotus Elan 26R
3	Steve SOPER	1:22.979	16:17:21.919	2	Lotus Elan 26R
52	MAYDON/WILLIS	1:22.687	16:18:52.028	3	Ginetta G4R
52	MAYDON/WILLIS	1:22.122	16:20:14.150	4	Ginetta G4R
52	MAYDON/WILLIS	1:21.932	16:22:58.557	6	Ginetta G4R
52	MAYDON/WILLIS	1:21.501	16:24:20.057	7	Ginetta G4R
52	MAYDON/WILLIS	1:21.312	16:28:26.991	10	Ginetta G4R
3	Steve SOPER	1:21.199	16:51:55.239	27	Lotus Elan 26R
52	MAYDON/WILLIS	1:20.742	16:56:11.733	30	Ginetta G4R

### Leader History

NO	NAME	FROM LAP	LAPS LED	DISTANCE	VEHICLE
3	Steve SOPER	1	32	63.29 miles	Lotus Elan 26R
52	MAYDON/WILLIS	33	2	3.95 miles	Ginetta G4R
3	Steve SOPER	35	18	35.62 miles	Lotus Elan 26R
52	MAYDON/WILLIS	53	11	21.76 miles	Ginetta G4R

Weather / Track : Cloudy / Dry

These results are provisional until the conclusion of any judicial and technical matters.

Donington Park National  
Circuit Length = 1.9790 miles  
Start: 16:14 Flag 17:44 End: 17:46

Clerk Of Course :		Timekeeper :
-------------------	--	--------------

## Gentlemen Drivers

### RACE 2 - PIT STOP ANALYSIS

<b>P1 2 VOYAZIDES/HADFIELD</b>				
STOP	IN TIME	STOP TIME	TOTAL TIME	OUT TIME
1 -	16:55:37.260	1:40.960	1:40.960	16:57:18.220

<b>P2 53 John PEARSON</b>				
STOP	IN TIME	STOP TIME	TOTAL TIME	OUT TIME
1 -	17:01:36.607	1:38.297	1:38.297	17:03:14.904

<b>P3 32 John SPIERS</b>				
STOP	IN TIME	STOP TIME	TOTAL TIME	OUT TIME
1 -	17:01:57.818	1:38.885	1:38.885	17:03:36.703

<b>P4 52 MAYDON/WILLIS</b>				
STOP	IN TIME	STOP TIME	TOTAL TIME	OUT TIME
1 -	17:01:41.285	1:24.472	1:24.472	17:03:05.757

<b>P5 174 Mark DONNOR</b>				
STOP	IN TIME	STOP TIME	TOTAL TIME	OUT TIME
1 -	16:57:29.076	1:21.872	1:21.872	16:58:50.948
2 -	17:22:36.226	36.842	1:58.714	17:23:13.068

<b>P6 186 SMITHIES/CLARKSON</b>				
STOP	IN TIME	STOP TIME	TOTAL TIME	OUT TIME
1 -	16:57:59.912	1:45.281	1:45.281	16:59:45.193

<b>P7 29 AHLERS/BELLINGER</b>				
STOP	IN TIME	STOP TIME	TOTAL TIME	OUT TIME
1 -	16:56:25.849	1:24.625	1:24.625	16:57:50.474

<b>P8 144 POCHCIOL/WOLFE</b>				
STOP	IN TIME	STOP TIME	TOTAL TIME	OUT TIME
1 -	16:59:21.355	1:46.760	1:46.760	17:01:08.115

<b>P9 79 Mark MARTIN</b>				
STOP	IN TIME	STOP TIME	TOTAL TIME	OUT TIME
1 -	16:59:17.438	1:08.874	1:08.874	17:00:26.312
2 -	17:19:57.788	28.741	1:37.615	17:20:26.529

<b>P10 151 YATES/MITCHELL</b>				
STOP	IN TIME	STOP TIME	TOTAL TIME	OUT TIME
1 -	16:38:10.804	1:06.381	1:06.381	16:39:17.185
2 -	16:54:49.288	1:45.909	2:52.290	16:56:35.197

<b>P11 74 AYLETT/FARRALL</b>				
STOP	IN TIME	STOP TIME	TOTAL TIME	OUT TIME
1 -	16:58:45.176	1:29.867	1:29.867	17:00:15.043

<b>P12 6 CARLINO/WARD</b>				
STOP	IN TIME	STOP TIME	TOTAL TIME	OUT TIME
1 -	16:56:16.064	1:35.648	1:35.648	16:57:51.712

<b>P13 67 Ted TUPPEN</b>				
STOP	IN TIME	STOP TIME	TOTAL TIME	OUT TIME
1 -	16:59:20.319	1:23.945	1:23.945	17:00:44.264

<b>P14 136 MALLET/CLARKE</b>				
STOP	IN TIME	STOP TIME	TOTAL TIME	OUT TIME
1 -	16:59:40.600	1:28.334	1:28.334	17:01:08.934

<b>P15 3 Steve SOPER</b>				
STOP	IN TIME	STOP TIME	TOTAL TIME	OUT TIME
1 -	16:58:49.132	1:14.798	1:14.798	17:00:03.930
2 -	17:15:13.914	24.670	1:39.468	17:15:38.584
3 -	17:37:38.718			

<b>P16 192 THOMAS/LOCKIE</b>				
STOP	IN TIME	STOP TIME	TOTAL TIME	OUT TIME
1 -	16:58:29.745	1:44.265	1:44.265	17:00:14.010
2 -	17:26:39.261			

<b>P17 51 WILKINSON/KINSELLA</b>				
STOP	IN TIME	STOP TIME	TOTAL TIME	OUT TIME
1 -	16:57:09.074	1:25.159	1:25.159	16:58:34.233

<b>P18 223 HYETT/FOX</b>				
STOP	IN TIME	STOP TIME	TOTAL TIME	OUT TIME
1 -	16:26:25.655	46:51.986	46:51.986	17:13:17.641

<b>P19 62 ROSS-JONES/DODKINS</b>				
STOP	IN TIME	STOP TIME	TOTAL TIME	OUT TIME
1 -	16:44:40.327	55.886	55.886	16:45:36.213
2 -	16:54:46.388	1:34.254	2:30.140	16:56:20.642

<b>P20 63 Patrick JACK</b>				
STOP	IN TIME	STOP TIME	TOTAL TIME	OUT TIME
1 -	16:47:05.217			