

# FIA Masters Historic Formula One Championship

## SPA SIX HOURS

### Qualifying

### Final Classification

Nr.	Driver	Nat	Team	Car		Time	Lap Total	Gap	Kph
1	37 Christophe D'ANSEMBOURG	BE		WILLIAMS FW07C	Head	<b>2:11.925</b>	6 6	-	<b>191.1</b>
2	7 Michael CANTILLON	IE		WILLIAMS FW07	Head	<b>2:14.120</b>	5 8	+2.195	<b>188.0</b>
3	4 Joaquin FOLCH-RUSINOL	ES		BRABHAM BT49	Head	<b>2:15.594</b>	5 6	+3.669	<b>186.0</b>
4	31 James HARTLEY	GB		ARROWS A4	Head	<b>2:15.695</b>	9 9	+3.770	<b>185.8</b>
5	26 Matteo FERRER-AZA	GB		LIGIER JS11	Head	<b>2:16.326</b>	9 10	+4.401	<b>185.0</b>
6	12 Steven BROOKS	GB		LOTUS 81	Head	<b>2:17.122</b>	8 9	+5.197	<b>183.9</b>
7	34 Henry FLETCHER	GB		MARCH 761	Fittipaldi	<b>2:17.533</b>	10 10	+5.608	<b>183.3</b>
8	62 Jamie CONSTABLE	GB		TYRRELL 011	Head	<b>2:19.335</b>	7 9	+7.410	<b>181.0</b>
9	75 Gregor FISKEN	GB		SHADOW DN5	Fittipaldi	<b>2:21.121</b>	5 9	+9.196	<b>178.7</b>
10	27 Mike WRIGLEY	GB		WILLIAMS FW07C	Head	<b>2:21.708</b>	6 8	+9.783	<b>177.9</b>
11	5 Gregory THORNTON	GB		MARCH 761	Fittipaldi	<b>2:21.804</b>	3 6	+9.879	<b>177.8</b>
12	11 Andrew BEAUMONT	GB		LOTUS 81	Head	<b>2:22.121</b>	9 9	+10.196	<b>177.4</b>
13	71 Vincent RIVET	FR		MARCH 811	Head	<b>2:24.741</b>	9 9	+12.816	<b>174.2</b>
14	118 Matthew WRIGLEY	GB		MARCH 721G	Stewart	<b>2:25.718</b>	9 10	+13.793	<b>173.0</b>
15	17 Keith FRIESER	CA		SHADOW DN1	Fittipaldi	<b>2:28.800</b>	9 9	+16.875	<b>169.4</b>
16	15 Michel BAUDOIN	FR		HESKETH 308E	Fittipaldi	<b>2:30.705</b>	9 9	+18.780	<b>167.3</b>
17	92 Paul TATTERSALL	GB		ENSIGN N179	Head	<b>2:35.981</b>	5 7	+24.056	<b>161.6</b>
18	41 Philippe BONNY	FR		TROJAN T103-1	Fittipaldi	<b>2:38.395</b>	8 9	+26.470	<b>159.2</b>
19	42 Paul GRANT	BE		DE TOMASO	Stewart	<b>2:40.711</b>	7 8	+28.786	<b>156.9</b>
20	52 Brad HOYT	US		HILL GH1	Fittipaldi	<b>2:41.862</b>	9 9	+29.937	<b>155.8</b>

<b>Fastest Lap</b>	Lap 6	Christophe D'ANSEMBOURG	<b>2:11.925</b>	191.1 Kph
--------------------	-------	-------------------------	-----------------	-----------


CARS 118 AND 17 BEST LAPTIME DELETED DUE TO SPEEDING IN THE PITLANE

Published at: .....

Track Status: **DRY**

<b>Pod PARKIN</b> FIA Steward (Chairman)	<b>Marc VANGEEL</b> FIA Steward	<b>Jean-Claude MENUT</b> ASN Steward	<b>Timekeeper:</b> Laia Peinado OB-2395-CAT
---	------------------------------------	---	---





# FIA Masters Historic Formula One Championship

## SPA SIX HOURS

### Race 1 (25')

### Final Classification

Drivers	Nat	Team	Vehicle	Class	Laps	Total Time	Gap	Kph	Best Lap	
									Lap	Time Kph
1 37 Christophe D'ANSEBOURG	BE		WILLIAMS FW07C	Head	9	<b>25:12.119</b>	-	149.8	8	<b>2:14.555</b> 187.4
2 7 Michael CANTILLON	IE		WILLIAMS FW07	Head	9	<b>25:16.210</b>	+4.091	149.4	9	<b>2:14.702</b> 187.2
3 4 Joaquin FOLCH-RUSINOL	ES		BRABHAM BT49	Head	9	<b>25:20.371</b>	+8.252	149.0	4	<b>2:17.861</b> 182.9
4 12 Steven BROOKS	GB		LOTUS 81	Head	9	<b>25:20.874</b>	+8.755	148.9	4	<b>2:18.047</b> 182.6
5 34 Henry FLETCHER	GB		MARCH 761	Fittipaldi	9	<b>25:22.490</b>	+10.371	148.8	4	<b>2:18.318</b> 182.3
6 27 Mike WRIGLEY	GB		WILLIAMS FW07C	Head	9	<b>25:23.629</b>	+11.510	148.7	9	<b>2:18.681</b> 181.8
7 62 Jamie CONSTABLE	GB		TYRRELL 011	Head	9	<b>25:24.260</b>	+12.141	148.6	4	<b>2:18.715</b> 181.8
8 26 Matteo FERRER-AZA	GB		LIGIER JS11	Head	9	<b>25:26.593</b>	+14.474	148.4	9	<b>2:19.434</b> 180.8
9 5 Gregory THORNTON	GB		MARCH 761	Fittipaldi	9	<b>25:27.221</b>	+15.102	148.3	9	<b>2:20.361</b> 179.6
10 75 Gregor FISKEN	GB		SHADOW DN5	Fittipaldi	9	<b>25:33.333</b>	+21.214	147.7	4	<b>2:23.417</b> 175.8
11 71 Vincent RIVET	FR		MARCH 811	Head	9	<b>25:35.419</b>	+23.300	147.5	9	<b>2:24.034</b> 175.1
12 18 Matthew WRIGLEY	GB		MARCH 721G	Stewart	9	<b>25:36.399</b>	+24.280	147.4	9	<b>2:24.299</b> 174.7
13 11 Andrew BEAUMONT	GB		LOTUS 81	Head	9	<b>25:38.988</b>	+26.869	147.2	8	<b>2:25.364</b> 173.5
14 17 Keith FRIESER	CA		SHADOW DN1	Fittipaldi	9	<b>25:50.207</b>	+38.088	146.1	9	<b>2:30.473</b> 167.6
15 92 Paul TATTERSALL	GB		ENSIGN N179	Head	9	<b>25:57.285</b>	+45.166	145.4	9	<b>2:33.417</b> 164.4
16 52 Brad HOYT	US		HILL GH1	Fittipaldi	9	<b>26:02.814</b>	+50.695	144.9	9	<b>2:34.216</b> 163.5
17 42 Paul GRANT	BE		DE TOMASO	Stewart	9	<b>26:03.227</b>	+51.108	144.9	9	<b>2:34.261</b> 163.5
18 41 Philippe BONNY	FR		TROJAN T103-1	Fittipaldi	9	<b>26:05.606</b>	+53.487	144.7	8	<b>2:35.870</b> 161.8
19 15 Michel BAUDOIN	FR		HESKETH 308E	Fittipaldi	4	<b>11:35.354</b>	5 Laps	144.4	3	<b>2:34.622</b> 163.1
20 31 James HARTLEY	GB		ARROWS A4	Head						


<b>Pole Position</b>		C. D'ANSEBOURG	<b>2:11.925</b>	191.1 Kph
<b>Fastest Lap</b>	Lap 8	Christophe D'ANSEBOURG	<b>2:14.555</b>	187.4 Kph

Published at: .....

Track Status: **DRY**

<b>Pod PARKIN</b> FIA Steward (Chairman)	<b>Marc VANGEEL</b> FIA Steward	<b>Jean-Claude MENUT</b> ASN Steward	<b>Timekeeper:</b> Laia Peinado OB-2395-CAT
---	------------------------------------	---	---





# FIA Masters Historic Formula One Championship

## SPA SIX HOURS

### Race 2 (25')

### Final Classification

Drivers	Nat	Team	Vehicle	Class	Laps	Total Time	Gap	Kph	Best Lap	
									Lap	Time Kph
1 7 Michael CANTILLON	IE		WILLIAMS FW07	Head	11	<b>25:26.503</b>	-	181.4	4	<b>2:16.702</b> 184.4
2 37 Christophe D'ANSEBOURG	BE		WILLIAMS FW07C	Head	11	<b>25:37.472</b>	+10.969	180.1	7	<b>2:16.482</b> 184.7
3 4 Joaquin FOLCH-RUSINOL	ES		BRABHAM BT49	Head	11	<b>25:41.251</b>	+14.748	179.7	6	<b>2:18.322</b> 182.3
4 12 Steven BROOKS	GB		LOTUS 81	Head	11	<b>25:48.040</b>	+21.537	178.9	8	<b>2:18.499</b> 182.1
5 31 James HARTLEY	GB		ARROWS A4	Head	11	<b>25:59.773</b>	+33.270	177.5	10	<b>2:19.232</b> 181.1
6 62 Jamie CONSTABLE	GB		TYRRELL 011	Head	11	<b>26:01.320</b>	+34.817	177.4	8	<b>2:20.307</b> 179.7
7 27 Mike WRIGLEY	GB		WILLIAMS FW07C	Head	11	<b>26:02.187</b>	+35.684	177.3	7	<b>2:20.449</b> 179.5
8 34 Henry FLETCHER	GB		MARCH 761	Fittipaldi	11	<b>26:04.766</b>	+38.263	177.0	8	<b>2:20.380</b> 179.6
9 75 Gregor FISKEN	GB		SHADOW DN5	Fittipaldi	11	<b>26:46.767</b>	+1:20.264	172.3	3	<b>2:24.254</b> 174.8
10 11 Andrew BEAUMONT	GB		LOTUS 81	Head	11	<b>26:48.923</b>	+1:22.420	172.1	7	<b>2:24.027</b> 175.1
11 71 Vincent RIVET	FR		MARCH 811	Head	11	<b>26:56.975</b>	+1:30.472	171.3	10	<b>2:24.610</b> 174.4
12 18 Matthew WRIGLEY	GB		MARCH 721G	Stewart	11	<b>26:58.615</b>	+1:32.112	171.1	10	<b>2:24.524</b> 174.5
13 5 Gregory THORNTON	GB		MARCH 761	Fittipaldi	11	<b>28:03.206</b>	+2:36.703	164.5	4	<b>2:20.767</b> 179.1
14 92 Paul TATTERSALL	GB		ENSIGN N179	Head	10	<b>25:49.281</b>	1 Lap	162.5	10	<b>2:31.085</b> 166.9
15 52 Brad HOYT	US		HILL GH1	Fittipaldi	10	<b>26:08.738</b>	1 Lap	160.4	4	<b>2:33.933</b> 163.8
16 41 Philippe BONNY	FR		TROJAN T103-1	Fittipaldi	9	<b>25:55.749</b>	2 Laps	145.6	5	<b>2:36.272</b> 161.3
17 17 Keith FRIESER	CA		SHADOW DN1	Fittipaldi	8	<b>20:54.286</b>	3 Laps	160.5	7	<b>2:30.439</b> 167.6
18 42 Paul GRANT	BE		DE TOMASO	Stewart	7	<b>23:36.215</b>	4 Laps	124.3	5	<b>2:36.885</b> 160.7
19 26 Matteo FERRER-AZA	GB		LIGIER JS11	Head	6	<b>14:43.220</b>	5 Laps	170.8	3	<b>2:18.589</b> 181.9
20 15 Michel BAUDOIN	FR		HESKETH 308E	Fittipaldi						

**Pole Position**

M. FERRER-AZA

**Fastest Lap**

Lap 7


Christophe D'ANSEBOURG

Track Status: **DRY**

Published at: .....

<b>Pod PARKIN</b> FIA Steward (Chairman)	<b>Marc VANGHEEL</b> FIA Steward	<b>Jean-Claude MENUT</b> ASN Steward	<b>Timekeeper:</b> Laia Peinado OB-2395-CAT
---	-------------------------------------	---	---





# FIA Masters Historic Formula One Champic

## SPA SIX HOURS

### Qualifying

### Final Classification by Class

Nr. Driver	Nat	Team	Car	Time	Lap Total	Gap	Kph
<b>Fittipaldi</b>							
1	34	Henry FLETCHER	GB	MARCH 761	<b>2:17.533</b>	10 10	<b>183.3</b>
2	75	Gregor FISKEN	GB	SHADOW DN5	<b>2:21.121</b>	5 9 +3.588 +3.588	<b>178.7</b>
3	5	Gregory THORNTON	GB	MARCH 761	<b>2:21.804</b>	3 6 +4.271 +0.683	<b>177.8</b>
4	17	Keith FRIESER	CA	SHADOW DN1	<b>2:28.800</b>	9 9 +11.267 +6.996	<b>169.4</b>
5	15	Michel BAUDOIN	FR	HESKETH 308E	<b>2:30.705</b>	9 9 +13.172 +1.905	<b>167.3</b>
6	41	Philippe BONNY	FR	TROJAN T103-1	<b>2:38.395</b>	8 9 +20.862 +7.690	<b>159.2</b>
7	52	Brad HOYT	US	HILL GH1	<b>2:41.862</b>	9 9 +24.329 +3.467	<b>155.8</b>
<b>Head</b>							
1	37	Christophe D'ANSEMBOURG	BE	WILLIAMS FW07C	<b>2:11.925</b>	6 6	<b>191.1</b>
2	7	Michael CANTILLON	IE	WILLIAMS FW07	<b>2:14.120</b>	5 8 +2.195 +2.195	<b>188.0</b>
3	4	Joaquin FOLCH-RUSINOL	ES	BRABHAM BT49	<b>2:15.594</b>	5 6 +3.669 +1.474	<b>186.0</b>
4	31	James HARTLEY	GB	ARROWS A4	<b>2:15.695</b>	9 9 +3.770 +0.101	<b>185.8</b>
5	26	Matteo FERRER-AZA	GB	LIGIER JS11	<b>2:16.326</b>	9 10 +4.401 +0.631	<b>185.0</b>
6	12	Steven BROOKS	GB	LOTUS 81	<b>2:17.122</b>	8 9 +5.197 +0.796	<b>183.9</b>
7	62	Jamie CONSTABLE	GB	TYRRELL 011	<b>2:19.335</b>	7 9 +7.410 +2.213	<b>181.0</b>
8	27	Mike WRIGLEY	GB	WILLIAMS FW07C	<b>2:21.708</b>	6 8 +9.783 +2.373	<b>177.9</b>
9	11	Andrew BEAUMONT	GB	LOTUS 81	<b>2:22.121</b>	9 9 +10.196 +0.413	<b>177.4</b>
10	71	Vincent RIVET	FR	MARCH 811	<b>2:24.741</b>	9 9 +12.816 +2.620	<b>174.2</b>
11	92	Paul TATTERSALL	GB	ENSIGN N179	<b>2:35.981</b>	5 7 +24.056+11.240	<b>161.6</b>
<b>Stewart</b>							
1	118	Matthew WRIGLEY	GB	MARCH 721G	<b>2:25.718</b>	9 10	<b>173.0</b>
2	42	Paul GRANT	BE	DE TOMASO	<b>2:40.711</b>	7 8 +14.993+14.993	<b>156.9</b>


CARS 118 AND 17 BEST LAPTIME DELETED DUE TO SPEEDING IN THE PITLANE

Published at: .....

Track Status: **DRY**

<b>Pod PARKIN</b> FIA Steward (Chairman)	<b>Marc VANGEEL</b> FIA Steward	<b>Jean-Claude MENUT</b> ASN Steward	<b>Timekeeper:</b> Laia Peinado OB-2395-CAT
---	------------------------------------	---	---





# FIA Masters Historic Formula One Champic

## SPA SIX HOURS

### Race 1

### Final Classification by Class


Nr. Driver	Nat	Team	Car	Laps	Total Time	Gap	Kph	Best Lap		
								Lap	Time	Kph
<b>Fittipaldi</b>										
1	34	Henry FLETCHER	GB	MARCH 761	9	<b>25:22.490</b>	148.8	4	<b>2:18.318</b>	182.3
2	5	Gregory THORNTON	GB	MARCH 761	9	<b>25:27.221</b>	+4.731 148.3	9	<b>2:20.361</b>	179.6
3	75	Gregor FISKEN	GB	SHADOW DN5	9	<b>25:33.333</b>	+10.843 147.7	4	<b>2:23.417</b>	175.8
4	17	Keith FRIESER	CA	SHADOW DN1	9	<b>25:50.207</b>	+27.717 146.1	9	<b>2:30.473</b>	167.6
5	52	Brad HOYT	US	HILL GH1	9	<b>26:02.814</b>	+40.324 144.9	9	<b>2:34.216</b>	163.5
6	41	Philippe BONNY	FR	TROJAN T103-1	9	<b>26:05.606</b>	+43.116 144.7	8	<b>2:35.870</b>	161.8
7	15	Michel BAUDOIN	FR	HESKETH 308E	4	<b>11:35.354</b>	5 Laps 144.4	3	<b>2:34.622</b>	163.1
<b>Head</b>										
1	37	Christophe D'ANSEMBOURG	BE	WILLIAMS FW07C	9	<b>25:12.119</b>	149.8	8	<b>2:14.555</b>	187.4
2	7	Michael CANTILLON	IE	WILLIAMS FW07	9	<b>25:16.210</b>	+4.091 149.4	9	<b>2:14.702</b>	187.2
3	4	Joaquin FOLCH-RUSINOL	ES	BRABHAM BT49	9	<b>25:20.371</b>	+8.252 149.0	4	<b>2:17.861</b>	182.9
4	12	Steven BROOKS	GB	LOTUS 81	9	<b>25:20.874</b>	+8.755 148.9	4	<b>2:18.047</b>	182.6
5	27	Mike WRIGLEY	GB	WILLIAMS FW07C	9	<b>25:23.629</b>	+11.510 148.7	9	<b>2:18.681</b>	181.8
6	62	Jamie CONSTABLE	GB	TYRRELL 011	9	<b>25:24.260</b>	+12.141 148.6	4	<b>2:18.715</b>	181.8
7	26	Matteo FERRER-AZA	GB	LIGIER JS11	9	<b>25:26.593</b>	+14.474 148.4	9	<b>2:19.434</b>	180.8
8	71	Vincent RIVET	FR	MARCH 811	9	<b>25:35.419</b>	+23.300 147.5	9	<b>2:24.034</b>	175.1
9	11	Andrew BEAUMONT	GB	LOTUS 81	9	<b>25:38.988</b>	+26.869 147.2	8	<b>2:25.364</b>	173.5
10	92	Paul TATTERSALL	GB	ENSIGN N179	9	<b>25:57.285</b>	+45.166 145.4	9	<b>2:33.417</b>	164.4
11	31	James HARTLEY	GB	ARROWS A4						
<b>Stewart</b>										
1	118	Matthew WRIGLEY	GB	MARCH 721G	9	<b>25:36.399</b>	147.4	9	<b>2:24.299</b>	174.7
2	42	Paul GRANT	BE	DE TOMASO	9	<b>26:03.227</b>	+26.828 144.9	9	<b>2:34.261</b>	163.5

Published at: .....

Track Status: **DRY**

<b>Pod PARKIN</b> FIA Steward (Chairman)	<b>Marc VANGEEL</b> FIA Steward	<b>Jean-Claude MENUT</b> ASN Steward	<b>Timekeeper:</b> Laia Peinado OB-2395-CAT
---	------------------------------------	---	---





# FIA Masters Historic Formula One Champic

## SPA SIX HOURS

### Race 2

### Final Classification by Class


Nr.	Driver	Nat	Team	Car	Laps	Total Time	Gap	Kph	Best Lap		
									Lap	Time	Kph
<b>Fittipaldi</b>											
1	34 Henry FLETCHER	GB		MARCH 761	11	<b>26:04.766</b>		177.0	8	<b>2:20.380</b>	179.6
2	75 Gregor FISKEN	GB		SHADOW DN5	11	<b>26:46.767</b>	+42.001	172.3	3	<b>2:24.254</b>	174.8
3	5 Gregory THORNTON	GB		MARCH 761	11	<b>28:03.206</b>	+1'58.440	164.5	4	<b>2:20.767</b>	179.1
4	52 Brad HOYT	US		HILL GH1	10	<b>26:08.738</b>	1 Laps	160.4	4	<b>2:33.933</b>	163.8
5	41 Philippe BONNY	FR		TROJAN T103-1	9	<b>25:55.749</b>	2 Laps	145.6	5	<b>2:36.272</b>	161.3
6	17 Keith FRIESER	CA		SHADOW DN1	8	<b>20:54.286</b>	3 Laps	160.5	7	<b>2:30.439</b>	167.6
7	15 Michel BAUDOIN	FR		HESKETH 308E							
<b>Head</b>											
1	7 Michael CANTILLON	IE		WILLIAMS FW07	11	<b>25:26.503</b>		181.4	4	<b>2:16.702</b>	184.4
2	37 Christophe D'ANSEMBOURG	BE		WILLIAMS FW07C	11	<b>25:37.472</b>	+10.969	180.1	7	<b>2:16.482</b>	184.7
3	4 Joaquin FOLCH-RUSINOL	ES		BRABHAM BT49	11	<b>25:41.251</b>	+14.748	179.7	6	<b>2:18.322</b>	182.3
4	12 Steven BROOKS	GB		LOTUS 81	11	<b>25:48.040</b>	+21.537	178.9	8	<b>2:18.499</b>	182.1
5	31 James HARTLEY	GB		ARROWS A4	11	<b>25:59.773</b>	+33.270	177.5	10	<b>2:19.232</b>	181.1
6	62 Jamie CONSTABLE	GB		TYRRELL 011	11	<b>26:01.320</b>	+34.817	177.4	8	<b>2:20.307</b>	179.7
7	27 Mike WRIGLEY	GB		WILLIAMS FW07C	11	<b>26:02.187</b>	+35.684	177.3	7	<b>2:20.449</b>	179.5
8	11 Andrew BEAUMONT	GB		LOTUS 81	11	<b>26:48.923</b>	+1'22.420	172.1	7	<b>2:24.027</b>	175.1
9	71 Vincent RIVET	FR		MARCH 811	11	<b>26:56.975</b>	+1'30.472	171.3	10	<b>2:24.610</b>	174.4
10	92 Paul TATTERSALL	GB		ENSIGN N179	10	<b>25:49.281</b>	1 Laps	162.5	10	<b>2:31.085</b>	166.9
11	26 Matteo FERRER-AZA	GB		LIGIER JS11	6	<b>14:43.220</b>	5 Laps	170.8	3	<b>2:18.589</b>	181.9
<b>Stewart</b>											
1	118 Matthew WRIGLEY	GB		MARCH 721G	11	<b>26:58.615</b>		171.1	10	<b>2:24.524</b>	174.5
2	42 Paul GRANT	BE		DE TOMASO	7	<b>23:36.215</b>	4 Laps	124.3	5	<b>2:36.885</b>	160.7

Published at: .....

Track Status: **DRY**

<b>Pod PARKIN</b> FIA Steward (Chairman)	<b>Marc VANGEEL</b> FIA Steward	<b>Jean-Claude MENUT</b> ASN Steward	<b>Timekeeper:</b> Laia Peinado OB-2395-CAT
---	------------------------------------	---	---





# FIA Masters Historic Formula One Champic

## SPA SIX HOURS

### Qualifying

### Final Classification by Class

Nr.	Driver	Nat	Team	Car	Time	Lap Total	Gap	Kph
1	37 Christophe D'ANSEBOURG	BE		WILLIAMS FW07C	<b>2:11.925</b>	6 6		<b>191.1</b>
2	7 Michael CANTILLON	IE		WILLIAMS FW07	<b>2:14.120</b>	5 8	+2.195 +2.195	<b>188.0</b>
3	4 Joaquin FOLCH-RUSINOL	ES		BRABHAM BT49	<b>2:15.594</b>	5 6	+3.669 +1.474	<b>186.0</b>
4	31 James HARTLEY	GB		ARROWS A4	<b>2:15.695</b>	9 9	+3.770 +0.101	<b>185.8</b>
5	26 Matteo FERRER-AZA	GB		LIGIER JS11	<b>2:16.326</b>	9 10	+4.401 +0.631	<b>185.0</b>
6	12 Steven BROOKS	GB		LOTUS 81	<b>2:17.122</b>	8 9	+5.197 +0.796	<b>183.9</b>
7	34 Henry FLETCHER	GB		MARCH 761	<b>2:17.533</b>	10 10	+5.608 +0.411	<b>183.3</b>
8	62 Jamie CONSTABLE	GB		TYRRELL 011	<b>2:19.335</b>	7 9	+7.410 +1.802	<b>181.0</b>
9	75 Gregor FISKEN	GB		SHADOW DN5	<b>2:21.121</b>	5 9	+9.196 +1.786	<b>178.7</b>
10	27 Mike WRIGLEY	GB		WILLIAMS FW07C	<b>2:21.708</b>	6 8	+9.783 +0.587	<b>177.9</b>
11	5 Gregory THORNTON	GB		MARCH 761	<b>2:21.804</b>	3 6	+9.879 +0.096	<b>177.8</b>
12	11 Andrew BEAUMONT	GB		LOTUS 81	<b>2:22.121</b>	9 9	+10.196 +0.317	<b>177.4</b>
13	71 Vincent RIVET	FR		MARCH 811	<b>2:24.741</b>	9 9	+12.816 +2.620	<b>174.2</b>
14	118 Matthew WRIGLEY	GB		MARCH 721G	<b>2:25.718</b>	9 10	+13.793 +0.977	<b>173.0</b>
15	17 Keith FRIESER	CA		SHADOW DN1	<b>2:28.800</b>	9 9	+16.875 +3.082	<b>169.4</b>
16	15 Michel BAUDOIN	FR		HESKETH 308E	<b>2:30.705</b>	9 9	+18.780 +1.905	<b>167.3</b>
17	92 Paul TATTERSALL	GB		ENSIGN N179	<b>2:35.981</b>	5 7	+24.056 +5.276	<b>161.6</b>
18	41 Philippe BONNY	FR		TROJAN T103-1	<b>2:38.395</b>	8 9	+26.470 +2.414	<b>159.2</b>
19	42 Paul GRANT	BE		DE TOMASO	<b>2:40.711</b>	7 8	+28.786 +2.316	<b>156.9</b>
20	52 Brad HOYT	US		HILL GH1	<b>2:41.862</b>	9 9	+29.937 +1.151	<b>155.8</b>

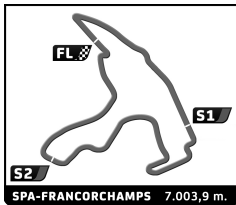
CARS 118 AND 17 BEST LAPTIME DELETED DUE TO SPEEDING IN THE PITLANE

Published at: .....

Track Status: **DRY**

<b>Pod PARKIN</b> FIA Steward (Chairman)	<b>Marc VANGEEL</b> FIA Steward	<b>Jean-Claude MENUT</b> ASN Steward	<b>Timekeeper:</b> Laia Peinado OB-2395-CAT
---	------------------------------------	---	---





# FIA Masters Historic Formula One Champic

## SPA SIX HOURS

### Race 1

### Final Classification by Class

Nr.	Driver	Nat	Team	Car	Laps	Total Time	Gap	Kph	Best Lap		
									Lap	Time	Kph
<b>1</b>	<b>37 Christophe D'ANSEMBOURG</b>	BE		WILLIAMS FW07C	9	<b>25:12.119</b>		149.8	8	<b>2:14.555</b>	187.4
<b>2</b>	<b>7 Michael CANTILLON</b>	IE		WILLIAMS FW07	9	<b>25:16.210</b>	+4.091	149.4	9	<b>2:14.702</b>	187.2
<b>3</b>	<b>4 Joaquin FOLCH-RUSINOL</b>	ES		BRABHAM BT49	9	<b>25:20.371</b>	+8.252	149.0	4	<b>2:17.861</b>	182.9
<b>4</b>	<b>12 Steven BROOKS</b>	GB		LOTUS 81	9	<b>25:20.874</b>	+8.755	148.9	4	<b>2:18.047</b>	182.6
<b>5</b>	<b>34 Henry FLETCHER</b>	GB		MARCH 761	9	<b>25:22.490</b>	+10.371	148.8	4	<b>2:18.318</b>	182.3
<b>6</b>	<b>27 Mike WRIGLEY</b>	GB		WILLIAMS FW07C	9	<b>25:23.629</b>	+11.510	148.7	9	<b>2:18.681</b>	181.8
<b>7</b>	<b>62 Jamie CONSTABLE</b>	GB		TYRRELL 011	9	<b>25:24.260</b>	+12.141	148.6	4	<b>2:18.715</b>	181.8
<b>8</b>	<b>26 Matteo FERRER-AZA</b>	GB		LIGIER JS11	9	<b>25:26.593</b>	+14.474	148.4	9	<b>2:19.434</b>	180.8
<b>9</b>	<b>5 Gregory THORNTON</b>	GB		MARCH 761	9	<b>25:27.221</b>	+15.102	148.3	9	<b>2:20.361</b>	179.6
<b>10</b>	<b>75 Gregor FISKEN</b>	GB		SHADOW DN5	9	<b>25:33.333</b>	+21.214	147.7	4	<b>2:23.417</b>	175.8
<b>11</b>	<b>71 Vincent RIVET</b>	FR		MARCH 811	9	<b>25:35.419</b>	+23.300	147.5	9	<b>2:24.034</b>	175.1
<b>12</b>	<b>118 Matthew WRIGLEY</b>	GB		MARCH 721G	9	<b>25:36.399</b>	+24.280	147.4	9	<b>2:24.299</b>	174.7
<b>13</b>	<b>11 Andrew BEAUMONT</b>	GB		LOTUS 81	9	<b>25:38.988</b>	+26.869	147.2	8	<b>2:25.364</b>	173.5
<b>14</b>	<b>17 Keith FRIESER</b>	CA		SHADOW DN1	9	<b>25:50.207</b>	+38.088	146.1	9	<b>2:30.473</b>	167.6
<b>15</b>	<b>92 Paul TATTERSALL</b>	GB		ENSIGN N179	9	<b>25:57.285</b>	+45.166	145.4	9	<b>2:33.417</b>	164.4
<b>16</b>	<b>52 Brad HOYT</b>	US		HILL GH1	9	<b>26:02.814</b>	+50.695	144.9	9	<b>2:34.216</b>	163.5
<b>17</b>	<b>42 Paul GRANT</b>	BE		DE TOMASO	9	<b>26:03.227</b>	+51.108	144.9	9	<b>2:34.261</b>	163.5
<b>18</b>	<b>41 Philippe BONNY</b>	FR		TROJAN T103-1	9	<b>26:05.606</b>	+53.487	144.7	8	<b>2:35.870</b>	161.8
<b>19</b>	<b>15 Michel BAUDOIN</b>	FR		HESKETH 308E	4	<b>11:35.354</b>	5 Laps	144.4	3	<b>2:34.622</b>	163.1
<b>20</b>	<b>31 James HARTLEY</b>	GB		ARROWS A4							


Published at: .....

Track Status: **DRY**

<b>Pod PARKIN</b> FIA Steward (Chairman)	<b>Marc VANGEEL</b> FIA Steward	<b>Jean-Claude MENUT</b> ASN Steward	<b>Timekeeper:</b> Laia Peinado OB-2395-CAT
---	------------------------------------	---	---







# FIA Masters Historic Formula One Champic

## SPA SIX HOURS

### Race 2

### Final Classification by Class

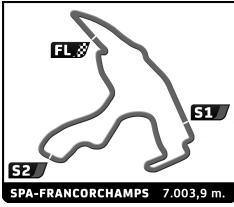
Nr.	Driver	Nat	Team	Car	Laps	Total Time	Gap	Kph	Best Lap		
									Lap	Time	Kph
<b>1</b>	<b>7 Michael CANTILLON</b>	IE		WILLIAMS FW07	11	<b>25:26.503</b>		181.4	4	<b>2:16.702</b>	184.4
<b>2</b>	<b>37 Christophe D'ANSEMOUBOURG</b>	BE		WILLIAMS FW07C	11	<b>25:37.472</b>	+10.969	180.1	7	<b>2:16.482</b>	184.7
<b>3</b>	<b>4 Joaquin FOLCH-RUSINOL</b>	ES		BRABHAM BT49	11	<b>25:41.251</b>	+14.748	179.7	6	<b>2:18.322</b>	182.3
<b>4</b>	<b>12 Steven BROOKS</b>	GB		LOTUS 81	11	<b>25:48.040</b>	+21.537	178.9	8	<b>2:18.499</b>	182.1
<b>5</b>	<b>31 James HARTLEY</b>	GB		ARROWS A4	11	<b>25:59.773</b>	+33.270	177.5	10	<b>2:19.232</b>	181.1
<b>6</b>	<b>62 Jamie CONSTABLE</b>	GB		TYRRELL 011	11	<b>26:01.320</b>	+34.817	177.4	8	<b>2:20.307</b>	179.7
<b>7</b>	<b>27 Mike WRIGLEY</b>	GB		WILLIAMS FW07C	11	<b>26:02.187</b>	+35.684	177.3	7	<b>2:20.449</b>	179.5
<b>8</b>	<b>34 Henry FLETCHER</b>	GB		MARCH 761	11	<b>26:04.766</b>	+38.263	177.0	8	<b>2:20.380</b>	179.6
<b>9</b>	<b>75 Gregor FISKEN</b>	GB		SHADOW DN5	11	<b>26:46.767</b>	+1'20.264	172.3	3	<b>2:24.254</b>	174.8
<b>10</b>	<b>11 Andrew BEAUMONT</b>	GB		LOTUS 81	11	<b>26:48.923</b>	+1'22.420	172.1	7	<b>2:24.027</b>	175.1
<b>11</b>	<b>71 Vincent RIVET</b>	FR		MARCH 811	11	<b>26:56.975</b>	+1'30.472	171.3	10	<b>2:24.610</b>	174.4
<b>12</b>	<b>118 Matthew WRIGLEY</b>	GB		MARCH 721G	11	<b>26:58.615</b>	+1'32.112	171.1	10	<b>2:24.524</b>	174.5
<b>13</b>	<b>5 Gregory THORNTON</b>	GB		MARCH 761	11	<b>28:03.206</b>	+2'36.703	164.5	4	<b>2:20.767</b>	179.1
<b>14</b>	<b>92 Paul TATTERSALL</b>	GB		ENSIGN N179	10	<b>25:49.281</b>	1 Laps	162.5	10	<b>2:31.085</b>	166.9
<b>15</b>	<b>52 Brad HOYT</b>	US		HILL GH1	10	<b>26:08.738</b>	1 Laps	160.4	4	<b>2:33.933</b>	163.8
<b>16</b>	<b>41 Philippe BONNY</b>	FR		TROJAN T103-1	9	<b>25:55.749</b>	2 Laps	145.6	5	<b>2:36.272</b>	161.3
<b>17</b>	<b>17 Keith FRIESER</b>	CA		SHADOW DN1	8	<b>20:54.286</b>	3 Laps	160.5	7	<b>2:30.439</b>	167.6
<b>18</b>	<b>42 Paul GRANT</b>	BE		DE TOMASO	7	<b>23:36.215</b>	4 Laps	124.3	5	<b>2:36.885</b>	160.7
<b>19</b>	<b>26 Matteo FERRER-AZA</b>	GB		LIGIER JS11	6	<b>14:43.220</b>	5 Laps	170.8	3	<b>2:18.589</b>	181.9
<b>20</b>	<b>15 Michel BAUDOIN</b>	FR		HESKETH 308E							

Published at: .....

Track Status: **DRY**

<b>Pod PARKIN</b> FIA Steward (Chairman)	<b>Marc VANGEEL</b> FIA Steward	<b>Jean-Claude MENUT</b> ASN Steward	<b>Timekeeper:</b> Laia Peinado OB-2395-CAT
---	------------------------------------	---	---





# FIA Masters Historic Formula One Championship

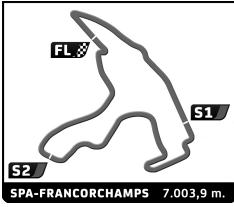
## SPA SIX HOURS

### Race 1

### Lap Chart

Nr	Pos	Grid	LAP											
			1	2	3	4	5	6	7	8	9			
37	<b>1</b>	37	37	37	37	37	37	37	37	37	37	37	37	37
4	<b>2</b>	4	4	4	7	7	7	7	7	7	7	7	7	7
31	<b>3</b>	31	7	7	4	4	4	4	4	4	4	4	4	4
26	<b>4</b>	26	12	12	34	34	34	34	34	34	12	12	12	12
7	<b>5</b>	7	34	34	12	12	12	12	12	12	34	34	34	34
12	<b>6</b>	12	62	62	62	62	62	62	62	62	27	27	27	27
34	<b>7</b>	34	27	27	27	27	27	27	27	27	62	62	62	62
62	<b>8</b>	62	5	5	5	5	5	5	5	5	5	5	5	26
75	<b>9</b>	75	75	75	75	75	75	75	75	75	26	5	5	5
27	<b>10</b>	27	71	71	118	26	26	26	26	26	75	75	75	75
5	<b>11</b>	5	118	118	71	118	71	71	71	71	71	71	71	71
11	<b>12</b>	11	11	11	11	71	118	118	118	118	118	118	118	118
71	<b>13</b>	71	15	15	26	11	11	11	11	11	11	11	11	11
118	<b>14</b>	118	92	92	15	15	17	17	17	17	17	17	17	17
17	<b>15</b>	17	41	41	92	17	92	92	92	92	92	92	92	92
15	<b>16</b>	15	52	52	17	92	41	41	41	41	41	52	52	52
92	<b>17</b>	92	42	17	41	41	52	52	52	52	52	42	42	42
41	<b>18</b>	41	26	42	52	52	42	42	42	42	42	42	42	41
42	<b>19</b>	42	17	26	42	42								
52	<b>20</b>	52												





# FIA Masters Historic Formula One Championship

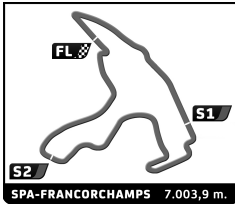
## SPA SIX HOURS

### Race 2

### Lap Chart

Nr	Pos	Grid	LAP											
			1	2	3	4	5	6	7	8	9	10	11	
26	<b>1</b>	26	26	26	26	7	7	7	7	7	7	7	7	7
62	<b>2</b>	62	34	34	7	26	26	4	37	37	37	37	37	37
27	<b>3</b>	27	62	7	34	34	4	37	4	4	4	4	4	4
34	<b>4</b>	34	7	62	4	4	37	12	12	12	12	12	12	12
12	<b>5</b>	12	4	4	62	12	12	62	62	62	62	31	31	31
4	<b>6</b>	4	37	37	12	62	34	34	34	34	34	62	62	62
7	<b>7</b>	7	12	12	27	37	62	27	27	27	31	34	27	27
37	<b>8</b>	37	27	27	37	27	27	5	31	31	27	27	34	34
5	<b>9</b>	5	5	5	5	5	5	31	5	5	5	5	5	75
75	<b>10</b>	75	75	31	31	31	31	75	75	75	75	75	11	11
71	<b>11</b>	71	71	75	75	75	75	26	11	11	11	11	11	71
118	<b>12</b>	118	11	71	71	11	11	11	118	118	118	118	118	118
11	<b>13</b>	11	31	11	11	71	118	118	71	71	71	71	5	5
17	<b>14</b>	17	118	118	118	118	71	71	17	92	92	92	92	92
92	<b>15</b>	92	17	17	17	17	17	17	92	52	52	52	52	52
52	<b>16</b>	52	92	92	92	92	92	92	52	17	41	41	41	41
42	<b>17</b>	42	52	52	52	52	52	52	41	41	41	41	41	41
41	<b>18</b>	41	42	42	42	42	42	42	42	42	42	42	42	42
31	<b>19</b>	31	41	41	41	41	41	41	41	41	41	41	41	41
15	<b>0</b>	15												





# FIA Masters Historic Formula One Champi

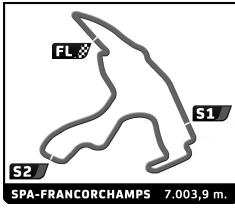
## SPA SIX HOURS

### Qualifying

### Best Sector Times

SECTOR 1			SECTOR 2			SECTOR 3			Pos	Driver	Ideal Lap	Best Lap
Pos	Driver	Time	Driver	Time	Driver	Time						
1	37 C.D'ANSEMBOURG	37.474	7 M.CANTILLON	1:00.164	37 C.D'ANSEMBOURG	34.123	1	37 C.D'ANSEMBOURG	2:11.925	2:11.925	(1)	
2	7 M.CANTILLON	37.788	37 C.D'ANSEMBOURG	1:00.328	7 M.CANTILLON	34.834	2	7 M.CANTILLON	2:12.786	2:14.120	(2)	
3	4 J.FOLCH-RUSINOL	38.320	31 J.HARTLEY	1:00.908	4 J.FOLCH-RUSINOL	34.942	3	31 J.HARTLEY	2:14.933	2:15.695	(4)	
4	34 H.FLETCHER	38.605	26 M.FERRER-AZA	1:01.070	31 J.HARTLEY	35.246	4	4 J.FOLCH-RUSINOL	2:15.314	2:15.594	(3)	
5	31 J.HARTLEY	38.779	12 S.BROOKS	1:02.047	12 S.BROOKS	35.390	5	26 M.FERRER-AZA	2:15.657	2:16.326	(5)	
6	26 M.FERRER-AZA	38.972	4 J.FOLCH-RUSINOL	1:02.052	34 H.FLETCHER	35.395	6	12 S.BROOKS	2:16.714	2:17.122	(6)	
7	27 M.WRIGLEY	39.006	62 J.CONSTABLE	1:02.909	26 M.FERRER-AZA	35.615	7	34 H.FLETCHER	2:17.182	2:17.533	(7)	
8	12 S.BROOKS	39.277	34 H.FLETCHER	1:03.182	5 G.THORNTON	36.244	8	27 M.WRIGLEY	2:19.053	2:21.708	(10)	
9	5 G.THORNTON	39.474	27 M.WRIGLEY	1:03.265	62 J.CONSTABLE	36.293	9	62 J.CONSTABLE	2:19.119	2:19.335	(8)	
10	75 G.FISKEN	39.654	5 G.THORNTON	1:03.987	75 G.FISKEN	36.368	10	5 G.THORNTON	2:19.705	2:21.804	(11)	
11	62 J.CONSTABLE	39.917	75 G.FISKEN	1:04.319	27 M.WRIGLEY	36.782	11	75 G.FISKEN	2:20.341	2:21.121	(9)	
12	11 A.BEAUMONT	40.127	11 A.BEAUMONT	1:04.807	11 A.BEAUMONT	37.007	12	11 A.BEAUMONT	2:21.941	2:22.121	(12)	
13	118 M.WRIGLEY	40.424	71 V.RIVET	1:05.079	71 V.RIVET	37.255	13	71 V.RIVET	2:23.960	2:24.741	(13)	
14	17 K.FRIESER	41.274	118 M.WRIGLEY	1:06.875	118 M.WRIGLEY	37.749	14	118 M.WRIGLEY	2:25.048	2:25.718	(14)	
15	71 V.RIVET	41.626	17 K.FRIESER	1:08.094	15 M.BAUDOIN	38.566	15	17 K.FRIESER	2:28.086	2:28.800	(15)	
16	15 M.BAUDOIN	42.287	15 M.BAUDOIN	1:09.432	17 K.FRIESER	38.718	16	15 M.BAUDOIN	2:30.285	2:30.705	(16)	
17	41 P.BONNY	42.674	92 P.TATTERSALL	1:11.607	92 P.TATTERSALL	40.265	17	92 P.TATTERSALL	2:35.497	2:35.981	(17)	
18	92 P.TATTERSALL	43.625	41 P.BONNY	1:13.335	41 P.BONNY	40.871	18	41 P.BONNY	2:36.880	2:38.395	(18)	
19	52 B.HOYT	43.815	42 P.GRANT	1:14.092	42 P.GRANT	41.868	19	42 P.GRANT	2:40.214	2:40.711	(19)	
20	42 P.GRANT	44.254	52 B.HOYT	1:14.544	52 B.HOYT	42.250	20	52 B.HOYT	2:40.609	2:41.862	(20)	





# FIA Masters Historic Formula One Championship

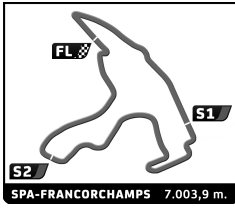
## SPA SIX HOURS

### Race 1

### Best Sector Times

SECTOR 1			SECTOR 2		SECTOR 3		Pos	Driver	Ideal Lap	Best Lap
Pos	Driver	Time	Driver	Time	Driver	Time				
1	37 C.D'ANSEMBOURG	37.893	7 M.CANTILLON	1:01.358	37 C.D'ANSEMBOURG	34.339	1	37 C.D'ANSEMBOURG	2:13.781	2:14.555 (1)
2	7 M.CANTILLON	38.038	37 C.D'ANSEMBOURG	1:01.549	7 M.CANTILLON	34.938	2	7 M.CANTILLON	2:14.334	2:14.702 (2)
3	34 H.FLETCHER	38.705	62 J.CONSTABLE	1:02.914	12 S.BROOKS	35.786	3	4 J.FOLCH-RUSINOL	2:17.774	2:17.861 (3)
4	12 S.BROOKS	38.849	4 J.FOLCH-RUSINOL	1:03.000	4 J.FOLCH-RUSINOL	35.804	4	12 S.BROOKS	2:17.906	2:18.047 (4)
5	26 M.FERRER-AZA	38.931	12 S.BROOKS	1:03.271	34 H.FLETCHER	35.819	5	34 H.FLETCHER	2:18.033	2:18.318 (5)
6	4 J.FOLCH-RUSINOL	38.970	26 M.FERRER-AZA	1:03.303	62 J.CONSTABLE	35.862	6	62 J.CONSTABLE	2:18.186	2:18.715 (7)
7	5 G.THORNTON	39.199	27 M.WRIGLEY	1:03.312	27 M.WRIGLEY	35.879	7	26 M.FERRER-AZA	2:18.377	2:19.434 (8)
8	27 M.WRIGLEY	39.309	34 H.FLETCHER	1:03.509	5 G.THORNTON	35.991	8	27 M.WRIGLEY	2:18.500	2:18.681 (6)
9	62 J.CONSTABLE	39.410	5 G.THORNTON	1:04.732	26 M.FERRER-AZA	36.143	9	5 G.THORNTON	2:19.922	2:20.361 (9)
10	118 M.WRIGLEY	40.571	71 V.RIVET	1:05.619	118 M.WRIGLEY	37.324	10	71 V.RIVET	2:23.918	2:24.034 (11)
11	71 V.RIVET	40.704	118 M.WRIGLEY	1:06.243	11 A.BEAUMONT	37.427	11	118 M.WRIGLEY	2:24.138	2:24.299 (12)
12	17 K.FRIESER	41.436	11 A.BEAUMONT	1:06.374	71 V.RIVET	37.595	12	11 A.BEAUMONT	2:25.247	2:25.364 (13)
13	11 A.BEAUMONT	41.446	17 K.FRIESER	1:08.971	92 P.TATTERSALL	38.919	13	17 K.FRIESER	2:30.094	2:30.473 (14)
14	52 B.HOYT	42.105	92 P.TATTERSALL	1:11.058	17 K.FRIESER	39.687	14	92 P.TATTERSALL	2:32.784	2:33.417 (15)
15	15 M.BAUDOIN	42.706	15 M.BAUDOIN	1:11.459	42 P.GRANT	39.845	15	52 B.HOYT	2:34.216	2:34.216 (16)
16	92 P.TATTERSALL	42.807	42 P.GRANT	1:11.522	15 M.BAUDOIN	40.135	16	42 P.GRANT	2:34.261	2:34.261 (17)
17	42 P.GRANT	42.894	52 B.HOYT	1:11.891	41 P.BONNY	40.147	17	15 M.BAUDOIN	2:34.300	2:34.622 (18)
18	41 P.BONNY	43.482	41 P.BONNY	1:12.241	52 B.HOYT	40.220	18	41 P.BONNY	2:35.870	2:35.870 (19)





# FIA Masters Historic Formula One Championship

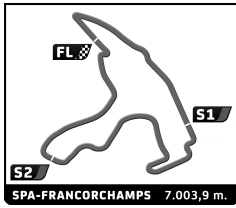
## SPA SIX HOURS

### Race 2

### Best Sector Times

SECTOR 1			SECTOR 2			SECTOR 3				
Pos	Driver	Time	Driver	Time	Driver	Time	Pos	Driver	Ideal Lap	Best Lap
1	37 C.D'ANSEMBOURG	38.328	7 M.CANTILLON	1:02.082	37 C.D'ANSEMBOURG	35.169	1	37 C.D'ANSEMBOURG	2:15.963	2:16.482 (1)
2	7 M.CANTILLON	38.621	26 M.FERRER-AZA	1:02.450	7 M.CANTILLON	35.481	2	7 M.CANTILLON	2:16.184	2:16.702 (2)
3	12 S.BROOKS	38.627	37 C.D'ANSEMBOURG	1:02.466	4 J.FOLCH-RUSINOL	35.626	3	4 J.FOLCH-RUSINOL	2:17.689	2:18.322 (3)
4	4 J.FOLCH-RUSINOL	38.662	4 J.FOLCH-RUSINOL	1:03.401	12 S.BROOKS	35.910	4	12 S.BROOKS	2:18.118	2:18.499 (4)
5	34 H.FLETCHER	39.067	12 S.BROOKS	1:03.581	34 H.FLETCHER	36.005	5	26 M.FERRER-AZA	2:18.587	2:18.589 (5)
6	31 J.HARTLEY	39.246	31 J.HARTLEY	1:03.588	31 J.HARTLEY	36.076	6	31 J.HARTLEY	2:18.910	2:19.232 (6)
7	27 M.WRIGLEY	39.433	62 J.CONSTABLE	1:03.654	5 G.THORNTON	36.109	7	62 J.CONSTABLE	2:19.531	2:20.307 (7)
8	5 G.THORNTON	39.478	27 M.WRIGLEY	1:04.484	27 M.WRIGLEY	36.238	8	34 H.FLETCHER	2:20.028	2:20.380 (8)
9	26 M.FERRER-AZA	39.590	5 G.THORNTON	1:04.706	62 J.CONSTABLE	36.240	9	27 M.WRIGLEY	2:20.155	2:20.449 (9)
10	62 J.CONSTABLE	39.637	34 H.FLETCHER	1:04.956	26 M.FERRER-AZA	36.547	10	5 G.THORNTON	2:20.293	2:20.767 (10)
11	118 M.WRIGLEY	40.269	75 G.FISKEN	1:05.515	11 A.BEAUMONT	37.227	11	75 G.FISKEN	2:23.465	2:24.254 (12)
12	11 A.BEAUMONT	40.569	71 V.RIVET	1:05.715	75 G.FISKEN	37.265	12	11 A.BEAUMONT	2:23.529	2:24.027 (11)
13	75 G.FISKEN	40.685	11 A.BEAUMONT	1:05.733	118 M.WRIGLEY	37.449	13	71 V.RIVET	2:24.145	2:24.610 (14)
14	71 V.RIVET	40.806	118 M.WRIGLEY	1:06.654	71 V.RIVET	37.624	14	118 M.WRIGLEY	2:24.372	2:24.524 (13)
15	17 K.FRIESER	41.397	17 K.FRIESER	1:09.641	17 K.FRIESER	39.401	15	17 K.FRIESER	2:30.439	2:30.439 (15)
16	92 P.TATTERSALL	41.911	92 P.TATTERSALL	1:09.658	92 P.TATTERSALL	39.502	16	92 P.TATTERSALL	2:31.071	2:31.085 (16)
17	52 B.HOYT	42.637	52 B.HOYT	1:11.251	52 B.HOYT	39.780	17	52 B.HOYT	2:33.668	2:33.933 (17)
18	41 P.BONNY	43.132	41 P.BONNY	1:12.432	41 P.BONNY	40.428	18	41 P.BONNY	2:35.992	2:36.272 (18)
19	42 P.GRANT	43.401	42 P.GRANT	1:12.699	42 P.GRANT	40.672	19	42 P.GRANT	2:36.772	2:36.885 (19)





# FIA Masters Historic Formula One Championship


## SPA SIX HOURS

### After Qualifying

Event maximum speed

Driver	Team	Car	Class	Top Speed	Lap	Session
37 Christophe D'ANSEMBOURG		WILLIAMS FW07C	Head	<b>270.7</b>	5	Qualifying
7 Michael CANTILLON		WILLIAMS FW07	Head	<b>268.0</b>	6	Qualifying
4 Joaquin FOLCH-RUSINOL		BRABHAM BT49	Head	<b>267.3</b>	6	Qualifying
34 Henry FLETCHER		MARCH 761	Fittipaldi	<b>266.7</b>	9	Qualifying
27 Mike WRIGLEY		WILLIAMS FW07C	Head	<b>264.1</b>	7	Qualifying
12 Steven BROOKS		LOTUS 81	Head	<b>263.4</b>	8	Qualifying
62 Jamie CONSTABLE		TYRRELL 011	Head	<b>260.2</b>	8	Qualifying
71 Vincent RIVET		MARCH 811	Head	<b>258.4</b>	9	Qualifying
31 James HARTLEY		ARROWS A4	Head	<b>257.1</b>	7	Qualifying
118 Matthew WRIGLEY		MARCH 721G	Stewart	<b>253.5</b>	10	Qualifying
26 Matteo FERRER-AZA		LIGIER JS11	Head	<b>252.9</b>	8	Qualifying
5 Gregory THORNTON		MARCH 761	Fittipaldi	<b>251.7</b>	6	Qualifying
15 Michel BAUDOIN		HESKETH 308E	Fittipaldi	<b>248.3</b>	4	Qualifying
75 Gregor FISKEN		SHADOW DN5	Fittipaldi	<b>246.6</b>	5	Qualifying
11 Andrew BEAUMONT		LOTUS 81	Head	<b>235.8</b>	8	Qualifying
17 Keith FRIESER		SHADOW DN1	Fittipaldi	<b>231.3</b>	9	Qualifying
42 Paul GRANT		DE TOMASO	Stewart	<b>217.3</b>	8	Qualifying
92 Paul TATTERSALL		ENSGN N179	Head	<b>217.3</b>	3	Qualifying
52 Brad HOYT		HILL GH1	Fittipaldi	<b>214.7</b>	9	Qualifying
41 Philippe BONNY		TROJAN T103-1	Fittipaldi	<b>212.6</b>	9	Qualifying





# FIA Masters Historic Formula One Championship

## SPA SIX HOURS


### After Race 2

Event maximum speed

Driver	Team	Car	Class	Top Speed	Lap	Session
37 Christophe D'ANSEMBOURG		WILLIAMS FW07C	Head	<b>270.7</b>	5	Qualifying
7 Michael CANTILLON		WILLIAMS FW07	Head	<b>270.0</b>	5	Race 1
12 Steven BROOKS		LOTUS 81	Head	<b>268.7</b>	8	Race 2
4 Joaquin FOLCH-RUSINOL		BRABHAM BT49	Head	<b>267.3</b>	6	Qualifying
34 Henry FLETCHER		MARCH 761	Fittipaldi	<b>266.7</b>	9	Qualifying
27 Mike WRIGLEY		WILLIAMS FW07C	Head	<b>264.1</b>	7	Qualifying
31 James HARTLEY		ARROWS A4	Head	<b>264.1</b>	2	Race 2
62 Jamie CONSTABLE		TYRRELL 011	Head	<b>264.1</b>	5	Race 1
5 Gregory THORNTON		MARCH 761	Fittipaldi	<b>262.8</b>	3	Race 2
71 Vincent RIVET		MARCH 811	Head	<b>262.8</b>	6	Race 2
11 Andrew BEAUMONT		LOTUS 81	Head	<b>261.5</b>	4	Race 2
118 Matthew WRIGLEY		MARCH 721G	Stewart	<b>260.2</b>	10	Race 2
26 Matteo FERRER-AZA		LIGIER JS11	Head	<b>256.5</b>	5	Race 1
92 Paul TATTERSALL		ENSGN N179	Head	<b>255.3</b>	8	Race 1
75 Gregor FISKEN		SHADOW DN5	Fittipaldi	<b>253.5</b>	11	Race 2
15 Michel BAUDOIN		HESKETH 308E	Fittipaldi	<b>248.3</b>	4	Qualifying
17 Keith FRIESER		SHADOW DN1	Fittipaldi	<b>247.7</b>	5	Race 2
41 Philippe BONNY		TROJAN T103-1	Fittipaldi	<b>234.3</b>	6	Race 2
42 Paul GRANT		DE TOMASO	Stewart	<b>225.9</b>	5	Race 2
52 Brad HOYT		HILL GH1	Fittipaldi	<b>223.1</b>	8	Race 1







# FIA Masters Historic Formula One Championship

## SPA SIX HOURS

### Qualifying

### Analysis

■ Personal Best ■ Session Best B Crossing the finish line in pit lane

Lap	Time	Sector 1	Sector 2	Sector 3	Kph	Elapsed	Lap	Time	Sector 1	Sector 2	Sector 3	Kph	Elapsed
<b>4</b>	<b>Joaquin FOLCH-RUSINOL</b> ES												
	BRABHAM BT49												
1	3:20.787	1:30.851	1:09.718	40.218	123.4	3:20.787	2	2:42.429	46.194	1:14.902	41.333	155.2	6:52.643
2	2:20.934	40.701	1:03.682	36.551	178.9	5:41.721	3	2:40.565	44.220	1:15.330	41.015	157.0	9:33.208
3	2:18.020	39.122	1:02.910	35.988	182.7	7:59.741	4	2:33.154	42.637	1:10.560	39.957	164.6	12:06.362
4	2:18.142	39.372	1:03.519	35.251	182.5	10:17.883	5	2:58.097 <b>B</b>	45.286	1:15.526	57.285	141.6	15:04.459
5	<b>2:15.594</b>	<b>38.320</b>	1:02.332	<b>34.942</b>	186.0	12:33.477	6	4:31.982	2:38.480	1:13.333	40.169	92.7	19:36.441
6	2:27.180 <b>B</b>	38.832	<b>1:02.052</b>	46.296	171.3	15:00.657	7	2:33.267	42.635	1:11.387	39.245	164.5	22:09.708
							8	2:31.476	<b>42.287</b>	1:09.979	39.210	166.5	24:41.184
							9	<b>2:30.705</b>	42.707	<b>1:09.432</b>	<b>38.566</b>	167.3	27:11.889
<b>5</b>	<b>Gregory THORNTON</b> GB												
	MARCH 761												
1	3:39.761	1:43.330	1:14.118	42.313	112.7	3:39.761							
2	2:23.591	42.567	1:04.780	<b>36.244</b>	175.6	6:03.352							
3	<b>2:21.804</b>	40.872	<b>1:03.987</b>	36.945	177.8	8:25.156							
4	2:41.199 <b>B</b>	<b>39.474</b>	1:09.744	51.981	156.4	11:06.355							
5	5:25.262 <b>B</b>	3:26.347	1:07.138	51.777	77.5	16:31.617							
6	4:39.593 <b>B</b>	2:37.184	1:07.809	54.600	90.2	21:11.210							
<b>7</b>	<b>Michael CANTILLON</b> IE												
	WILLIAMS FW07												
1	5:59.091	4:13.819	1:07.504	37.768	69.0	5:59.091							
2	2:19.480	40.181	1:01.183	38.116	180.8	8:18.571							
3	2:14.387	38.783	<b>1:00.164</b>	35.440	187.6	10:32.958							
4	2:18.760	38.367	1:00.756	39.637	181.7	12:51.718							
5	<b>2:14.120</b>	38.519	1:00.767	<b>34.834</b>	188.0	15:05.838							
6	2:30.306 <b>B</b>	<b>37.788</b>	1:05.230	47.288	167.8	17:36.144							
7	5:46.635	4:03.489	1:05.466	37.680	72.7	23:22.779							
8	2:32.581	43.559	1:03.706	45.316	165.3	25:55.360							
<b>11</b>	<b>Andrew BEAUMONT</b> GB												
	LOTUS 81												
1	3:57.295	1:56.818	1:18.443	42.034	104.4	3:57.295							
2	2:29.955	42.989	1:08.973	37.993	168.1	6:27.250							
3	2:25.131	41.032	1:06.678	37.421	173.7	8:52.381							
4	2:26.611	41.082	1:07.293	38.236	172.0	11:18.992							
5	2:24.420	41.092	1:05.925	37.403	174.6	13:43.412							
6	2:44.158 <b>B</b>	42.084	1:07.299	54.775	153.6	16:27.570							
7	4:42.954	2:59.418	1:06.176	37.360	89.1	21:10.524							
8	2:23.659	40.754	1:05.898	<b>37.007</b>	175.5	23:34.183							
9	<b>2:22.121</b>	<b>40.127</b>	<b>1:04.807</b>	37.187	177.4	25:56.304							
<b>12</b>	<b>Steven BROOKS</b> GB												
	LOTUS 81												
1	3:40.316	1:45.581	1:12.659	42.076	112.5	3:40.316							
2	2:20.671	41.553	1:03.122	35.996	179.2	6:00.987							
3	2:18.423	39.832	1:02.167	36.424	182.2	8:19.410							
4	2:38.838 <b>B</b>	39.932	1:03.275	55.631	158.7	10:58.248							
5	5:10.996	3:23.303	1:05.249	42.444	81.1	16:09.244							
6	2:17.829	40.010	1:02.429	<b>35.390</b>	182.9	18:27.073							
7	2:21.401	<b>39.277</b>	1:03.701	38.423	178.3	20:48.474							
8	<b>2:17.122</b>	39.291	<b>1:02.047</b>	35.784	183.9	23:05.596							
9	2:53.260 <b>B</b>	46.826	1:10.354	56.080	145.5	25:58.856							
<b>15</b>	<b>Michel BAUDOIN</b> FR												
	HESKETH 308E												
1	4:10.214	2:00.741	1:24.995	44.478	99.0	4:10.214							
<b>17</b>	<b>Keith FRIESER</b> CA												
	SHADOW DN1												
1	4:18.555	2:16.724	1:18.051	43.780	95.8	4:18.555							
2	2:35.641	43.037	1:11.712	40.892	162.0	6:54.196							
3	2:34.452	42.862	1:11.904	39.686	163.2	9:28.648							
4	2:29.140	41.396	1:08.835	38.909	169.1	11:57.788							
5	2:29.177	41.885	1:08.574	<b>38.718</b>	169.0	14:26.965							
6	2:46.660 <b>B</b>	44.481	1:10.613	51.566	151.3	17:13.625							
7	4:40.041	2:48.970	1:10.325	40.746	90.0	21:53.666							
8	2:28.269	<b>41.274</b>	1:08.272	38.723	170.1	24:21.935							
9	<b>2:28.800</b>	41.619	<b>1:08.094</b>	39.087	169.4	26:50.735							
<b>26</b>	<b>Matteo FERRER-AZA</b> GB												
	LIGIER JS11												
1	3:54.372	1:58.637	1:12.841	42.894	105.7	3:54.372							
2	2:23.948	40.482	1:04.204	39.262	175.2	6:18.320							
3	2:17.089	39.483	1:01.991	<b>35.615</b>	183.9	8:35.409							
4	2:29.645 <b>B</b>	39.156	1:01.517	48.972	168.5	11:05.054							
5	4:24.556	2:46.467	1:02.214	35.875	95.3	15:29.610							
6	2:16.504	39.443	<b>1:01.070</b>	35.991	184.7	17:46.114							
7	2:19.916	<b>38.972</b>	1:03.066	37.878	180.2	20:06.030							
8	2:19.406	39.324	1:01.252	38.830	180.9	22:25.436							
9	<b>2:16.326</b>	39.218	1:01.112	35.996	185.0	24:41.762							
10	2:45.708 <b>B</b>	45.768	1:08.675	51.265	152.2	27:27.470							
<b>27</b>	<b>Mike WRIGLEY</b> GB												
	WILLIAMS FW07C												
1	3:25.065	1:32.584	1:12.466	40.015	120.8	3:25.065							
2	2:25.281	41.546	1:06.585	37.150	173.6	5:50.346							
3	2:22.215	40.387	1:05.046	<b>36.782</b>	177.3	8:12.561							
4	2:57.793 <b>B</b>	48.087	1:14.998	54.708	141.8	11:10.354							
5	6:11.424	4:20.770	1:09.572	41.082	67.9	17:21.778							
6	<b>2:21.708</b>	39.468	<b>1:03.265</b>	38.975	177.9	19:43.486							
7	2:44.943	<b>39.006</b>	1:15.521	50.416	152.9	22:28.429							
8	2:45.807	46.461	1:17.660	41.686	152.1	25:14.236							
<b>31</b>	<b>James HARTLEY</b> GB												
	ARROWS A4												
1	3:52.932	2:00.454	1:11.384	41.094	106.4	3:52.932							
2	2:19.516	40.548	1:02.857	36.111	180.7	6:12.448							
3	2:17.698	39.586	1:01.897	36.215	183.1	8:30.146							
4	2:31.672 <b>B</b>	39.084	1:03.100	49.488	166.2	11:01.818							
5	6:55.558	5:18.454	1:01.430	35.674	60.7	17:57.376							
6	2:16.242	39.524	<b>1:00.908</b>	35.810	185.1	20:13.618							
7	2:16.007	39.170	1:01.002	35.835	185.4	22:29.625							
8	2:17.755	39.997	1:01.766	35.992	183.0	24:47.380							
9	<b>2:15.695</b>	<b>38.779</b>	1:01.670	<b>35.246</b>	185.8	27:03.075							





# FIA Masters Historic Formula One Championship

## SPA SIX HOURS

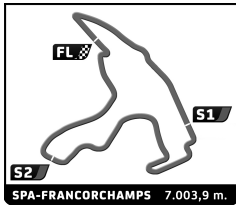
### Qualifying

### Analysis

■ Personal Best 
 ■ Session Best 
 ■ Crossing the finish line in pit lane

Lap	Time	Sector 1	Sector 2	Sector 3	Kph	Elapsed	Lap	Time	Sector 1	Sector 2	Sector 3	Kph	Elapsed		
<b>34</b> Henry FLETCHER GB							<b>62</b> Jamie CONSTABLE GB								
MARCH 761							TYRRELL 011								
1	3:46.360	B	1:42.467	1:14.271	49.622	109.4	3:46.360	1	4:22.338	B	2:07.861	1:18.465	56.012	94.4	4:22.338
2	3:32.439		1:51.573	1:05.061	35.805	118.7	7:18.799	2	4:10.832		2:22.508	1:08.920	39.404	100.5	8:33.170
3	2:19.699		39.483	1:04.652	35.564	180.5	9:38.498	3	2:26.088		41.623	1:06.153	38.312	172.6	10:59.258
4	2:20.524		40.826	1:03.988	35.710	179.4	11:59.022	4	2:21.116		40.474	1:04.093	36.549	178.7	13:20.374
5	2:19.811		40.127	1:04.030	35.654	180.3	14:18.833	5	2:23.017		40.401	1:04.216	38.400	176.3	15:43.391
6	2:18.492		39.364	1:03.313	35.815	182.1	16:37.325	6	2:20.332		40.402	1:03.422	36.508	179.7	18:03.723
7	2:17.746		<b>38.605</b>	<b>1:03.182</b>	35.959	183.0	18:55.071	7	<b>2:19.335</b>		40.133	<b>1:02.909</b>	<b>36.293</b>	181.0	20:23.058
8	2:18.436		39.395	1:03.486	35.555	182.1	21:13.507	8	2:20.325		<b>39.917</b>	1:04.057	36.351	179.7	22:43.383
9	2:18.697		38.826	1:04.241	35.630	181.8	23:32.204	9	2:40.077		42.117	1:10.784	47.176	157.5	25:23.460
10	<b>2:17.533</b>		38.827	1:03.311	<b>35.395</b>	183.3	25:49.737								
<b>37</b> Christophe D'ANSEMBOURG BE							<b>71</b> Vincent RIVET FR								
WILLIAMS FW07C							MARCH 811								
1	3:18.761		1:31.578	1:09.564	37.619	124.6	3:18.761	1	4:14.079		2:12.798	1:18.173	43.108	97.5	4:14.079
2	2:14.368		38.235	1:01.715	34.418	187.6	5:33.129	2	2:47.171	B	45.710	1:11.902	49.559	150.8	7:01.250
3	2:59.282	B	50.456	1:13.672	55.154	140.6	8:32.411	3	4:35.998		2:46.813	1:10.270	38.915	91.4	11:37.248
4	13:17.157		...	1:02.750	35.779	31.6	21:49.568	4	2:26.749		42.217	1:06.664	37.868	171.8	14:03.997
5	2:13.261		37.763	1:01.011	34.487	189.2	24:02.829	5	2:24.753		<b>41.626</b>	1:05.730	37.397	174.2	16:28.750
6	<b>2:11.925</b>		<b>37.474</b>	<b>1:00.328</b>	<b>34.123</b>	191.1	26:14.754	6	2:26.208		42.421	1:06.021	37.766	172.5	18:54.958
								7	2:25.648		42.070	1:05.945	37.633	173.1	21:20.606
								8	2:24.934		42.286	1:05.393	<b>37.255</b>	174.0	23:45.540
								9	<b>2:24.741</b>		41.934	<b>1:05.079</b>	37.728	174.2	26:10.281
<b>41</b> Philippe BONNY FR							<b>75</b> Gregor FISKEN GB								
TROJAN T103-1							SHADOW DNS5								
1	3:56.554		1:41.265	1:26.324	48.965	104.7	3:56.554	1	4:15.076		2:19.091	1:16.535	39.450	97.1	4:15.076
2	2:52.498		47.925	1:19.541	45.032	146.2	6:49.052	2	2:30.090		43.675	1:08.500	37.915	168.0	6:45.166
3	2:46.771		44.883	1:17.922	43.966	151.2	9:35.823	3	2:23.104		40.296	1:06.101	36.707	176.2	9:08.270
4	2:40.369		44.584	1:14.227	41.558	157.2	12:16.192	4	2:23.188		40.063	1:06.657	36.468	176.1	11:31.458
5	2:39.543		43.846	<b>1:13.335</b>	42.362	158.0	14:55.735	5	<b>2:21.121</b>		<b>39.654</b>	<b>1:04.319</b>	37.148	178.7	13:52.579
6	2:40.578		43.492	1:16.037	41.049	157.0	17:36.313	6	2:37.162	B	40.501	1:04.657	52.004	160.4	16:29.741
7	2:38.842		<b>42.674</b>	1:14.496	41.672	158.7	20:15.155	7	5:12.676		3:30.380	1:05.294	37.002	80.6	21:42.417
8	<b>2:38.395</b>		43.296	1:14.228	<b>40.871</b>	159.2	22:53.550	8	2:25.506		41.340	1:07.798	<b>36.368</b>	173.3	24:07.923
9	2:40.599		44.009	1:14.468	42.122	157.0	25:34.149	9	2:54.971	B	40.093	1:25.050	49.828	144.1	27:02.894
<b>42</b> Paul GRANT BE							<b>92</b> Paul TATTERSALL GB								
DE TOMASO							ENSIGN N179								
1	4:10.269		1:53.660	1:29.579	47.030	99.0	4:10.269	1	5:11.775		2:58.926	1:25.956	46.893	79.5	5:11.775
2	2:58.206		49.538	1:22.543	46.125	141.5	7:08.475	2	2:43.469		47.265	1:14.805	41.399	154.2	7:55.244
3	2:57.265		49.064	1:23.289	44.912	142.2	10:05.740	3	2:49.078	B	44.526	1:12.954	51.598	149.1	10:44.322
4	3:03.354	B	46.985	1:18.987	57.382	137.5	13:09.094	4	5:02.046		3:08.380	1:11.985	41.681	83.5	15:46.368
5	3:51.307		1:51.438	1:17.452	42.417	109.0	17:00.401	5	<b>2:35.981</b>		44.109	<b>1:11.607</b>	<b>40.265</b>	161.6	18:22.349
6	2:44.137		45.400	1:16.071	42.666	153.6	19:44.538	6	2:38.373		<b>43.625</b>	1:13.236	41.512	159.2	21:00.722
7	<b>2:40.711</b>		<b>44.254</b>	1:14.589	<b>41.868</b>	156.9	22:25.249	7	4:36.520	B	1:24.418	1:44.750	1:27.352	91.2	25:37.242
8	2:41.559		44.797	<b>1:14.092</b>	42.670	156.1	25:06.808								
<b>52</b> Brad HOYT US							<b>118</b> Matthew WRIGLEY GB								
HILL GH1							MARCH 721G								
1	4:54.190		2:35.920	1:29.087	49.183	84.2	4:54.190	1	3:38.340	B	1:34.058	1:15.792	48.490	113.5	3:38.340
2	2:54.152		49.251	1:19.426	45.475	144.8	7:48.342	2	3:15.880		1:19.186	1:14.659	42.035	128.7	6:54.220
3	2:51.117		46.405	1:19.851	44.861	147.4	10:39.459	3	2:35.187		43.473	1:11.773	39.941	162.5	9:29.407
4	2:48.146		47.559	1:17.694	42.893	150.0	13:27.605	4	2:29.236		41.510	1:08.281	39.445	169.0	11:58.643
5	2:43.846		44.777	1:16.162	42.907	153.9	16:11.451	5	2:29.389		41.773	1:08.219	39.397	168.8	14:28.032
6	2:42.099		<b>43.815</b>	1:15.395	42.889	155.5	18:53.550	6	2:28.954		41.141	1:08.858	38.955	169.3	16:56.986
7	2:44.836		48.042	<b>1:14.544</b>	<b>42.250</b>	153.0	21:38.386	7	2:26.526		41.337	1:06.958	38.231	172.1	19:23.512
8	2:45.086		45.103	1:16.199	43.784	152.7	24:23.472	8	2:27.253		41.196	1:07.842	38.215	171.2	21:50.765
9	<b>2:41.862</b>		44.135	1:14.587	43.140	155.8	27:05.334								





# FIA Masters Historic Formula One Championship

## SPA SIX HOURS


### Qualifying

### Analysis

■ Personal Best   
 ■ Session Best   
 **B** Crossing the finish line in pit lane

Lap	Time	Sector 1	Sector 2	Sector 3	Kph	Elapsed	Lap	Time	Sector 1	Sector 2	Sector 3	Kph	Elapsed
9	<span style="background-color: green;">2:25.718</span>	<span style="background-color: green;">40.424</span>	1:07.355	37.939	173.0	24:16.483							
10	2:25.401	40.777	<span style="background-color: green;">1:06.875</span>	<span style="background-color: green;">37.749</span>	173.4	26:41.884							





# FIA Masters Historic Formula One Championship

## SPA SIX HOURS


### Race 1

### Analysis

■ Personal Best ■ Session Best B Crossing the finish line in pit lane

Lap	Time	Sector 1	Sector 2	Sector 3	Kph	Elapsed	Lap	Time	Sector 1	Sector 2	Sector 3	Kph	Elapsed	
<b>4</b> Joaquin FOLCH-RUSINOL ES														
BRABHAM BT49														
1	2:44.374	40.198	1:12.698	51.478	150.7	2:44.374	7	3:36.347	1:05.220	1:36.632	54.495	116.5	20:43.464	
2	3:32.878	1:05.598	1:34.291	52.989	118.4	6:17.252	8	2:18.719	39.168	1:03.765	<b>35.786</b>	181.8	23:02.183	
3	2:22.237	39.226	1:03.852	39.159	177.3	8:39.489	9	2:18.691	39.036	1:03.735	35.920	181.8	25:20.874	
4	<b>2:17.861</b>	38.998	<b>1:03.000</b>	35.863	182.9	10:57.350								
5	2:22.769	<b>38.970</b>	1:04.216	39.583	176.6	13:20.119								
6	3:45.603	58.835	1:38.737	1:08.031	111.8	17:05.722								
7	3:36.471	1:05.356	1:36.732	54.383	116.5	20:42.193								
8	2:19.462	39.336	1:03.140	36.986	180.8	23:01.655								
9	2:18.716	38.986	1:03.926	<b>35.804</b>	181.8	25:20.371								
<b>5</b> Gregory THORNTON GB														
MARCH 761														
1	2:48.535	45.394	1:11.353	51.788	147.0	2:48.535								
2	3:31.998	1:07.223	1:32.409	52.366	118.9	6:20.533								
3	2:22.402	40.246	1:05.722	36.434	177.1	8:42.935								
4	2:20.914	39.809	1:05.114	<b>35.991</b>	178.9	11:03.849								
5	2:23.442	<b>39.199</b>	1:05.982	38.261	175.8	13:27.291								
6	3:42.903	57.705	1:36.331	1:08.867	113.1	17:10.194								
7	3:34.571	1:05.367	1:35.987	53.217	117.5	20:44.765								
8	2:22.095	40.716	1:05.317	36.062	177.4	23:06.860								
9	<b>2:20.361</b>	39.443	<b>1:04.732</b>	36.186	179.6	25:27.221								
<b>7</b> Michael CANTILLON IE														
WILLIAMS FW07														
1	2:44.741	41.252	1:12.162	51.327	150.4	2:44.741								
2	3:32.984	1:05.763	1:34.233	52.988	118.4	6:17.725								
3	2:16.820	38.960	1:02.922	<b>34.938</b>	184.3	8:34.545								
4	2:15.295	38.429	1:01.509	35.357	186.4	10:49.840								
5	2:24.012	<b>38.038</b>	1:01.693	44.281	175.1	13:13.852								
6	3:51.141	1:03.403	1:39.868	1:07.870	109.1	17:04.993								
7	3:36.840	1:05.030	1:36.985	54.825	116.3	20:41.833								
8	2:19.675	38.535	1:01.661	39.479	180.5	23:01.508								
9	<b>2:14.702</b>	38.226	<b>1:01.358</b>	35.118	187.2	25:16.210								
<b>11</b> Andrew BEAUMONT GB														
LOTUS 81														
1	2:52.955	48.627	1:14.183	50.145	143.2	2:52.955								
2	3:30.457	1:05.637	1:33.714	51.106	119.8	6:23.412								
3	2:27.851	41.719	1:07.331	38.801	170.5	8:51.263								
4	2:27.515	41.757	1:06.966	38.792	170.9	11:18.778								
5	2:31.745	42.020	1:09.329	40.396	166.2	13:50.523								
6	3:24.967	43.856	1:31.359	1:09.752	123.0	17:15.490								
7	3:32.273	1:06.027	1:34.281	51.965	118.8	20:47.763								
8	<b>2:25.364</b>	<b>41.446</b>	1:06.491	<b>37.427</b>	173.5	23:13.127								
9	2:25.861	41.473	<b>1:06.374</b>	38.014	172.9	25:38.988								
<b>12</b> Steven BROOKS GB														
LOTUS 81														
1	2:45.552	42.935	1:11.009	51.608	149.7	2:45.552								
2	3:33.019	1:05.906	1:34.099	53.014	118.4	6:18.571								
3	2:23.045	39.874	1:06.438	36.733	176.3	8:41.616								
4	<b>2:18.047</b>	<b>38.849</b>	<b>1:03.271</b>	35.927	182.6	10:59.663								
5	2:21.254	39.293	1:03.620	38.341	178.5	13:20.917								
6	3:46.200	59.569	1:38.622	1:08.009	111.5	17:07.117								
<b>15</b> Michel BAUDOIN FR														
HESKETH 308E														
1	2:56.159	50.352	1:20.533	45.274	140.6	2:56.159								
2	3:29.928	1:03.443	1:33.553	52.932	120.1	6:26.087								
3	<b>2:34.622</b>	<b>42.706</b>	1:11.781	<b>40.135</b>	163.1	9:00.709								
4	2:34.645	42.987	<b>1:11.459</b>	40.199	163.0	11:35.354								
<b>17</b> Keith FRIESER CA														
SHADOW DN1														
1	3:23.984	1:23.905	1:16.447	43.632	121.5	3:23.984								
2	3:05.821	43.613	1:29.888	52.320	135.7	6:29.805								
3	2:35.682	43.360	1:11.877	40.445	162.0	9:05.487								
4	2:33.402	42.445	1:10.431	40.526	164.4	11:38.889								
5	2:33.864	42.538	1:10.665	40.661	163.9	14:12.753								
6	3:04.197	43.170	1:12.068	1:08.959	136.9	17:16.950								
7	3:31.703	1:05.371	1:34.446	51.886	119.1	20:48.653								
8	2:31.081	42.174	1:09.220	<b>39.687</b>	166.9	23:19.734								
9	<b>2:30.473</b>	<b>41.436</b>	<b>1:08.971</b>	40.066	167.6	25:50.207								
<b>26</b> Matteo FERRER-AZA GB														
LIGIER JS11														
1	3:05.841	<b>B</b>	56.484	1:18.486	50.871	133.3	3:05.841							
2	3:24.458	1:08.676	1:23.648	52.134	123.3	6:30.299								
3	2:22.043	40.989	1:04.475	36.579	177.5	8:52.342								
4	2:19.624	40.087	<b>1:03.303</b>	36.234	180.6	11:11.966								
5	2:23.833	<b>38.931</b>	1:05.935	38.967	175.3	13:35.799								
6	3:36.229	51.002	1:36.071	1:09.156	116.6	17:12.028								
7	3:33.675	1:05.999	1:34.921	52.755	118.0	20:45.703								
8	2:21.456	40.005	1:05.308	<b>36.143</b>	178.2	23:07.159								
9	<b>2:19.434</b>	39.169	1:03.431	36.834	180.8	25:26.593								
<b>27</b> Mike WRIGLEY GB														
WILLIAMS FW07C														
1	2:48.020	44.869	1:10.723	52.428	147.5	2:48.020								
2	3:32.277	1:06.347	1:32.676	53.254	118.8	6:20.297								
3	2:22.304	39.809	1:05.611	36.884	177.2	8:42.601								
4	2:19.867	39.377	1:04.385	36.105	180.3	11:02.468								
5	2:23.738	39.565	1:05.302	38.871	175.4	13:26.206								
6	3:43.144	58.293	1:36.095	1:08.756	113.0	17:09.350								
7	3:35.079	1:05.072	1:36.017	53.990	117.2	20:44.429								
8	2:20.519	<b>39.309</b>	1:04.509	36.701	179.4	23:04.948								
9	<b>2:18.681</b>	39.490	<b>1:03.312</b>	<b>35.879</b>	181.8	25:23.629								
<b>34</b> Henry FLETCHER GB														
MARCH 761														
1	2:46.052	43.420	1:11.020	51.612	149.2	2:46.052								
2	3:32.912	1:06.227	1:33.760	52.925	118.4	6:18.964								
3	2:21.855	39.533	1:06.022	36.300	177.7	8:40.819								
4	<b>2:18.318</b>	<b>38.705</b>	1:03.794	<b>35.819</b>	182.3	10:59.137								
5	2:21.347	39.083	1:03.910	38.354	178.4	13:20.484								
6	3:45.699	59.052	1:38.769	1:07.878	111.7	17:06.183								
7	3:36.804	1:05.485	1:36.665	54.654	116.3	20:42.987								
8	2:21.044	39.701	1:05.200	36.143	178.8	23:04.031								





# FIA Masters Historic Formula One Championship

## SPA SIX HOURS

### Race 1

### Analysis

■ Personal Best  
 ■ Session Best  
 ■ Crossing the finish line in pit lane

Lap	Time	Sector 1	Sector 2	Sector 3	Kph	Elapsed
9	2:18.459	38.831	1:03.509	36.119	182.1	25:22.490

37
**Christophe D'ANSEMBOURG** BE  
 WILLIAMS FW07C

1	2:43.874	39.569	1:12.382	51.923	151.2	2:43.874
2	3:33.051	1:05.262	1:34.726	53.063	118.3	6:16.925
3	2:16.924	39.078	1:03.104	34.742	184.1	8:33.849
4	2:15.724	38.066	1:02.347	35.311	185.8	10:49.573
5	2:24.013	37.893	1:01.549	44.571	175.1	13:13.586
6	3:50.989	1:03.148	1:39.862	1:07.979	109.2	17:04.575
7	3:36.752	1:04.959	1:36.934	54.859	116.3	20:41.327
8	2:14.555	38.484	1:01.732	34.339	187.4	22:55.882
9	2:16.237	38.409	1:02.817	35.011	185.1	25:12.119

41
**Philippe BONNY** FR  
 TROJAN T103-1

1	2:57.701	53.387	1:19.192	45.122	139.4	2:57.701
2	3:30.794	1:03.682	1:33.167	53.945	119.6	6:28.495
3	2:40.426	44.635	1:15.142	40.649	157.2	9:08.921
4	2:39.911	44.196	1:14.060	41.655	157.7	11:48.832
5	2:42.790	44.794	1:15.769	42.227	154.9	14:31.622
6	2:47.741	44.278	1:13.832	49.631	150.3	17:19.363
7	3:32.643	1:04.755	1:34.207	53.681	118.6	20:52.006
8	2:35.870	43.482	1:12.241	40.147	161.8	23:27.876
9	2:37.730	43.820	1:13.487	40.423	159.9	26:05.606

42
**Paul GRANT** BE  
 DE TOMASO

1	2:59.698	54.774	1:19.221	45.703	137.9	2:59.698
2	3:30.194	1:03.044	1:33.273	53.877	120.0	6:29.892
3	2:41.823	45.088	1:14.532	42.203	155.8	9:11.715
4	2:39.220	44.744	1:12.070	42.406	158.4	11:50.935
5	2:43.261	44.480	1:15.855	42.926	154.4	14:34.196
6	2:46.520	44.308	1:13.328	48.884	151.4	17:20.716
7	3:32.531	1:04.780	1:33.773	53.978	118.6	20:53.247
8	2:35.719	43.064	1:12.335	40.320	161.9	23:28.966
9	2:34.261	42.894	1:11.522	39.845	163.5	26:03.227

52
**Brad HOYT** US  
 HILL GH1

1	2:58.688	54.107	1:19.420	45.161	138.6	2:58.688
2	3:30.820	1:03.309	1:33.447	54.064	119.6	6:29.508
3	2:41.322	45.141	1:14.296	41.885	156.3	9:10.830
4	2:39.852	44.081	1:12.596	43.175	157.7	11:50.682
5	2:42.046	44.196	1:15.462	42.388	155.6	14:32.728
6	2:47.497	45.003	1:13.053	49.441	150.5	17:20.225
7	3:32.410	1:04.559	1:34.089	53.762	118.7	20:52.635
8	2:35.963	43.197	1:12.318	40.448	161.7	23:28.598
9	2:34.216	42.105	1:11.891	40.220	163.5	26:02.814

62
**Jamie CONSTABLE** GB  
 TYRRELL 011

1	2:47.063	43.829	1:11.015	52.219	148.3	2:47.063
2	3:32.539	1:06.263	1:33.129	53.147	118.6	6:19.602
3	2:22.354	39.982	1:05.634	36.738	177.1	8:41.956
4	2:18.715	39.939	1:02.914	35.862	181.8	11:00.671
5	2:21.328	39.410	1:03.982	37.936	178.4	13:21.999

6	3:46.288	59.303	1:38.322	1:08.663	111.4	17:08.287
7	3:35.700	1:05.053	1:36.267	54.380	116.9	20:43.987
8	2:21.058	40.744	1:03.856	36.458	178.8	23:05.045
9	2:19.215	40.331	1:02.942	35.942	181.1	25:24.260

71
**Vincent RIVET** FR  
 MARCH 811

1	2:49.820	47.227	1:11.034	51.559	145.9	2:49.820
2	3:32.377	1:07.348	1:33.034	51.995	118.7	6:22.197
3	2:28.649	42.402	1:07.572	38.675	169.6	8:50.846
4	2:27.377	41.587	1:07.142	38.648	171.1	11:18.223
5	2:30.470	41.540	1:07.927	41.003	167.6	13:48.693
6	3:24.211	43.705	1:31.345	1:09.161	123.5	17:12.904
7	3:33.582	1:06.654	1:34.414	52.514	118.1	20:46.486
8	2:24.899	40.704	1:06.600	37.595	174.0	23:11.385
9	2:24.034	40.726	1:05.619	37.689	175.1	25:35.419

75
**Gregor FISKEN** GB  
 SHADOW DN5

1	2:49.124				146.5	2:49.124
2	3:31.954				119.0	6:21.078
3	2:24.341				174.7	8:45.419
4	2:23.417				175.8	11:08.836
5	2:26.311				172.3	13:35.147
6	3:35.854				116.8	17:11.001
7	3:34.310				117.7	20:45.311
8	2:24.168				174.9	23:09.479
9	2:23.854				175.3	25:33.333


92
**Paul TATTERSALL** GB  
 ENSIGN N179

1	2:56.899	51.334	1:20.226	45.339	140.1	2:56.899
2	3:29.719	1:03.284	1:33.697	52.738	120.2	6:26.618
3	2:37.819	44.962	1:12.988	39.869	159.8	9:04.437
4	2:35.274	44.225	1:11.982	39.067	162.4	11:39.711
5	2:34.734	42.965	1:11.058	40.711	163.0	14:14.445
6	3:03.459	43.204	1:12.003	1:08.252	137.4	17:17.904
7	3:32.129	1:05.500	1:33.948	52.681	118.9	20:50.033
8	2:33.835	43.336	1:11.257	39.242	163.9	23:23.868
9	2:33.417	42.807	1:11.691	38.919	164.4	25:57.285

118
**Matthew WRIGLEY** GB  
 MARCH 721G

1	2:51.557	48.088	1:10.826	52.643	144.4	2:51.557
2	3:30.882	1:06.460	1:32.659	51.763	119.6	6:22.439
3	2:26.649	40.800	1:07.516	38.333	171.9	8:49.088
4	2:28.702	41.394	1:08.718	38.590	169.6	11:17.790
5	2:31.765	42.379	1:08.134	41.252	166.1	13:49.555
6	3:24.380	43.353	1:31.307	1:09.720	123.4	17:13.935
7	3:33.117	1:06.832	1:33.607	52.678	118.3	20:47.052
8	2:25.048	41.211	1:06.513	37.324	173.8	23:12.100
9	2:24.299	40.571	1:06.243	37.485	174.7	25:36.399





# FIA Masters Historic Formula One Championship

## SPA SIX HOURS


### Race 2

### Analysis

■ Personal Best   
 ■ Session Best   
 ■ Crossing the finish line in pit lane

Lap	Time	Sector 1	Sector 2	Sector 3	Kph	Elapsed	Lap	Time	Sector 1	Sector 2	Sector 3	Kph	Elapsed
<b>4</b> Joaquin FOLCH-RUSINOL ES							<b>12</b> Steven BROOKS GB						
BRABHAM BT49							LOTUS 81						
1	2:26.533	42.798	1:06.977	36.758	169.1	2:26.533	1	2:27.791	42.298	1:08.824	36.669	167.6	2:27.791
2	2:19.532	39.322	1:04.332	35.878	180.7	4:46.065	2	2:20.148	39.262	1:04.667	36.219	179.9	4:47.939
3	2:20.426	39.803	1:04.997	<b>35.626</b>	179.6	7:06.491	3	2:20.504	39.036	1:05.085	36.383	179.5	7:08.443
4	2:20.063	39.012	1:04.299	36.752	180.0	9:26.554	4	2:19.162	39.209	1:04.043	<b>35.910</b>	181.2	9:27.605
5	2:20.076	39.394	1:04.215	36.467	180.0	11:46.630	5	2:21.366	38.786	1:06.055	36.525	178.4	11:48.971
6	<b>2:18.322</b>	39.033	1:03.467	35.822	182.3	14:04.952	6	2:19.111	38.885	1:03.738	36.488	181.3	14:08.082
7	2:19.234	40.035	<b>1:03.401</b>	35.798	181.1	16:24.186	7	2:20.013	39.404	1:04.086	36.523	180.1	16:28.095
8	2:18.660	38.778	1:03.801	36.081	181.8	18:42.846	8	<b>2:18.499</b>	<b>38.627</b>	<b>1:03.581</b>	36.291	182.1	18:46.594
9	2:19.087	39.519	1:03.478	36.090	181.3	21:01.933	9	2:19.789	39.196	1:04.524	36.069	180.4	21:06.383
10	2:19.008	<b>38.662</b>	1:04.412	35.934	181.4	23:20.941	10	2:21.537	39.758	1:04.538	37.241	178.1	23:27.920
11	2:20.310	39.179	1:04.537	36.594	179.7	25:41.251	11	2:20.120	38.987	1:04.338	36.795	179.9	25:48.040
<b>5</b> Gregory THORNTON GB							<b>17</b> Keith FRIESER CA						
MARCH 761							SHADOW DN1						
1	2:29.065	44.698	1:07.066	37.301	166.2	2:29.065	1	2:39.967	48.338	1:10.772	40.857	154.9	2:39.967
2	2:23.733	41.301	1:05.898	36.534	175.4	4:52.798	2	2:33.122	42.179	1:11.036	39.907	164.7	5:13.089
3	2:21.834	<b>39.478</b>	1:05.634	36.722	177.8	7:14.632	3	2:32.614	41.873	1:10.649	40.092	165.2	7:45.703
4	<b>2:20.767</b>	39.904	<b>1:04.706</b>	36.157	179.1	9:35.399	4	2:33.138	41.691	1:11.238	40.209	164.6	10:18.841
5	2:20.783	39.483	1:04.706	36.594	179.1	11:56.182	5	2:32.188	42.314	1:10.439	39.435	165.7	12:51.029
6	2:20.770	39.480	1:05.181	<b>36.109</b>	179.1	14:16.952	6	2:31.644	41.874	1:10.174	39.596	166.3	15:22.673
7	2:21.639	39.617	1:05.101	36.921	178.0	16:38.591	7	<b>2:30.439</b>	<b>41.397</b>	<b>1:09.641</b>	<b>39.401</b>	167.6	17:53.112
8	2:22.889	39.497	1:06.235	37.157	176.5	19:01.480	8	3:01.174B	42.026	1:18.177	1:00.971	139.2	20:54.286
9	2:24.303	39.636	1:06.529	38.138	174.7	21:25.783							
10	2:34.661	39.952	1:07.564	47.145	163.0	24:00.444							
11	4:02.762	50.555	1:33.145	1:39.062	103.9	28:03.206							
<b>7</b> Michael CANTILLON IE							<b>26</b> Matteo FERRER-AZA GB						
WILLIAMS FW07							LIGIER JS11						
1	2:24.704	42.990	1:04.887	36.827	171.2	2:24.704	1	2:20.550	39.889	1:03.632	37.029	176.3	2:20.550
2	2:19.257	39.391	1:03.256	36.610	181.1	4:43.961	2	2:18.881	39.872	1:02.462	<b>36.547</b>	181.6	4:39.431
3	2:17.167	39.174	1:02.512	<b>35.481</b>	183.8	7:01.128	3	<b>2:18.589</b>	<b>39.590</b>	<b>1:02.450</b>	36.549	181.9	6:58.020
4	<b>2:16.702</b>	<b>38.621</b>	1:02.248	35.833	184.4	9:17.830	4	2:20.772	40.070	1:03.024	37.678	179.1	9:18.792
5	2:16.772	39.052	<b>1:02.082</b>	35.638	184.4	11:34.602	5	2:27.285	41.276	1:06.611	39.398	171.2	11:46.077
6	2:17.249	38.983	1:02.404	35.862	183.7	13:51.851	6	2:57.143B	51.553	1:12.734	52.856	142.3	14:43.220
7	2:17.862	39.281	1:02.619	35.962	182.9	16:09.713							
8	2:19.562	38.958	1:04.385	36.219	180.7	18:29.275							
9	2:20.039	39.216	1:03.298	37.525	180.1	20:49.314							
10	2:19.709	38.886	1:04.798	36.025	180.5	23:09.023							
11	2:17.480	38.978	1:02.501	36.001	183.4	25:26.503							
<b>11</b> Andrew BEAUMONT GB							<b>27</b> Mike WRIGLEY GB						
LOTUS 81							WILLIAMS FW07C						
1	2:33.577	46.811	1:08.226	38.540	161.3	2:33.577	1	2:28.564	42.088	1:07.396	39.080	166.8	2:28.564
2	2:28.004	42.252	1:07.289	38.463	170.4	5:01.581	2	2:22.318	40.284	1:05.447	36.587	177.2	4:50.882
3	2:27.228	41.564	1:07.044	38.620	171.3	7:28.809	3	2:21.155	39.789	1:04.815	36.551	178.6	7:12.037
4	2:27.810	41.296	1:08.417	38.097	170.6	9:56.619	4	2:21.597	40.073	1:04.732	36.792	178.1	9:33.634
5	2:25.659	40.934	1:06.943	37.782	173.1	12:22.278	5	2:21.370	39.675	1:04.647	37.048	178.4	11:55.004
6	2:25.519	41.325	1:06.720	37.474	173.3	14:47.797	6	2:21.520	39.708	1:04.816	36.996	178.2	14:16.524
7	<b>2:24.027</b>	40.794	1:06.006	<b>37.227</b>	175.1	17:11.824	7	<b>2:20.449</b>	39.727	<b>1:04.484</b>	<b>36.238</b>	179.5	16:36.973
8	2:24.115	40.881	<b>1:05.733</b>	37.501	175.0	19:35.939	8	2:21.501	39.664	1:05.138	36.699	178.2	18:58.474
9	2:24.672	40.965	1:06.073	37.634	174.3	22:00.611	9	2:21.315	39.619	1:04.495	37.201	178.4	21:19.789
10	2:24.250	<b>40.569</b>	1:06.152	37.529	174.8	24:24.861	10	2:21.404	40.018	1:04.698	36.688	178.3	23:41.193
11	2:24.062	40.596	1:06.065	37.401	175.0	26:48.923	11	2:20.994	<b>39.433</b>	1:05.158	36.403	178.8	26:02.187
<b>31</b> James HARTLEY GB							<b>27</b> Mike WRIGLEY GB						
ARROWS A4							WILLIAMS FW07C						
1	2:33.941	50.171	1:06.748	37.022	160.9	2:33.941	1	2:28.564	42.088	1:07.396	39.080	166.8	2:28.564
2	2:22.670	40.842	1:04.448	37.380	176.7	4:56.611	2	2:22.318	40.284	1:05.447	36.587	177.2	4:50.882
3	2:20.095	40.147	1:03.635	36.313	180.0	7:16.706	3	2:21.155	39.789	1:04.815	36.551	178.6	7:12.037
4	2:20.536	39.899	1:04.351	36.286	179.4	9:37.242	4	2:21.597	40.073	1:04.732	36.792	178.1	9:33.634
5	2:19.655	39.844	1:03.624	36.187	180.5	11:56.897	5	2:21.370	39.675	1:04.647	37.048	178.4	11:55.004
6	2:20.465	39.650	1:04.592	36.223	179.5	14:17.362	6	2:21.520	39.708	1:04.816	36.996	178.2	14:16.524





# FIA Masters Historic Formula One Championship

## SPA SIX HOURS


### Race 2

### Analysis

■ Personal Best ■ Session Best ■ Crossing the finish line in pit lane

Lap	Time	Sector 1	Sector 2	Sector 3	Kph	Elapsed	Lap	Time	Sector 1	Sector 2	Sector 3	Kph	Elapsed
7	2:20.797	39.802	1:04.778	36.217	179.1	16:38.159							
8	2:20.531	39.475	1:04.529	36.527	179.4	18:58.690							
9	2:20.513	39.802	1:04.579	36.132	179.4	21:19.203							
10	<b>2:19.232</b>	<b>39.246</b>	<b>1:03.588</b>	36.398	181.1	23:38.435							
11	2:21.338	40.149	1:05.113	<b>36.076</b>	178.4	25:59.773							
<b>34</b> Henry FLETCHER GB													
MARCH 761													
1	2:22.857	41.579	1:05.273	<b>36.005</b>	173.4	2:22.857							
2	2:20.519	39.191	<b>1:04.956</b>	36.372	179.4	4:43.376							
3	2:21.558	39.623	1:05.621	36.314	178.1	7:04.934							
4	2:21.443	39.428	1:05.183	36.832	178.3	9:26.377							
5	2:23.808	39.549	1:07.768	36.491	175.3	11:50.185							
6	2:22.526	39.729	1:05.167	37.630	176.9	14:12.711							
7	2:22.669	40.653	1:05.200	36.816	176.7	16:35.380							
8	<b>2:20.380</b>	39.129	1:04.965	36.286	179.6	18:55.760							
9	2:20.656	<b>39.067</b>	1:05.297	36.292	179.3	21:16.416							
10	2:22.237	39.436	1:05.101	37.700	177.3	23:38.653							
11	2:26.113	42.109	1:06.722	37.282	172.6	26:04.766							
<b>37</b> Christophe D'ANSEMBOURG BE													
WILLIAMS FW07C													
1	2:26.750	43.186	1:07.093	36.471	168.8	2:26.750							
2	2:19.477	39.615	1:04.121	35.741	180.8	4:46.227							
3	2:26.286	39.546	1:10.261	36.479	172.4	7:12.513							
4	2:16.723	38.479	1:03.075	<b>35.169</b>	184.4	9:29.236							
5	2:19.337	38.627	1:05.007	35.703	181.0	11:48.573							
6	2:16.667	38.865	1:02.540	35.262	184.5	14:05.240							
7	<b>2:16.482</b>	<b>38.328</b>	<b>1:02.466</b>	35.688	184.7	16:21.722							
8	2:17.985	38.426	1:03.897	35.662	182.7	18:39.707							
9	2:20.548	41.844	1:03.114	35.590	179.4	21:00.255							
10	2:18.378	38.444	1:03.778	36.156	182.2	23:18.633							
11	2:18.839	38.465	1:04.005	36.369	181.6	25:37.472							
<b>41</b> Philippe BONNY FR													
TROJAN T103-1													
1	2:49.783	52.985	1:15.113	41.685	145.9	2:49.783							
2	2:40.782	43.615	1:15.251	41.916	156.8	5:30.565							
3	2:38.417	43.859	1:13.732	40.826	159.2	8:08.982							
4	2:37.224	<b>43.132</b>	1:12.931	41.161	160.4	10:46.206							
5	<b>2:36.272</b>	43.377	<b>1:12.432</b>	40.463	161.3	13:22.478							
6	2:36.569	43.337	1:12.804	<b>40.428</b>	161.0	15:59.047							
7	2:39.208	43.996	1:13.167	42.045	158.4	18:38.255							
8	3:11.995B	44.987	1:23.561	1:03.447	131.3	21:50.250							
9	4:05.499	2:05.016	1:19.092	41.391	102.7	25:55.749							
<b>42</b> Paul GRANT BE													
DE TOMASO													
1	2:47.141	52.148	1:13.417	41.576	148.2	2:47.141							
2	2:39.802	<b>43.401</b>	1:14.327	42.074	157.8	5:26.943							
3	2:38.699	43.710	1:13.664	41.325	158.9	8:05.642							
4	2:38.519	44.355	1:12.953	41.211	159.1	10:44.161							
5	<b>2:36.885</b>	43.514	<b>1:12.699</b>	<b>40.672</b>	160.7	13:21.046							
6	2:37.576	43.475	1:12.837	41.264	160.0	15:58.622							
7	7:37.593B	43.887	1:12.793	5:40.913	55.1	23:36.215							
<b>52</b> Brad HOYT US													
HILL GH1													
1	2:44.084	50.824	1:12.822	40.438	151.0	2:44.084							
2	2:38.857	43.638	1:14.141	41.078	158.7	5:22.941							
3	2:35.775	43.220	1:12.432	40.123	161.9	7:58.716							
4	<b>2:33.933</b>	42.728	1:11.425	<b>39.780</b>	163.8	10:32.649							
5	2:35.425	43.369	1:12.006	40.050	162.2	13:08.074							
6	2:34.111	<b>42.637</b>	1:11.419	40.055	163.6	15:42.185							
7	2:34.434	43.107	<b>1:11.251</b>	40.076	163.3	18:16.619							
8	2:35.743	43.760	1:11.292	40.691	161.9	20:52.362							
9	2:37.944	43.950	1:12.595	41.399	159.6	23:30.306							
10	2:38.432	43.464	1:13.627	41.341	159.1	26:08.738							
<b>62</b> Jamie CONSTABLE GB													
TYRRELL 011													
1	2:24.524	41.572	1:05.805	37.147	171.4	2:24.524							
2	2:21.190	40.767	<b>1:03.654</b>	36.769	178.6	4:45.714							
3	2:21.985	40.318	1:05.427	<b>36.240</b>	177.6	7:07.699							
4	2:21.059	40.119	1:04.619	36.321	178.7	9:28.758							
5	2:22.177	40.845	1:04.445	36.887	177.3	11:50.935							
6	2:21.696	<b>39.637</b>	1:04.830	37.229	177.9	14:12.631							
7	2:21.114	40.602	1:04.073	36.439	178.7	16:33.745							
8	<b>2:20.307</b>	39.860	1:04.016	36.431	179.7	18:54.052							
9	2:21.877	40.104	1:05.201	36.572	177.7	21:15.929							
10	2:22.554	40.033	1:05.396	37.125	176.9	23:38.483							
11	2:22.837	40.263	1:05.550	37.024	176.5	26:01.320							
<b>71</b> Vincent RIVET FR													
MARCH 811													
1	2:32.978	46.260	1:08.464	38.254	162.0	2:32.978							
2	2:28.163	41.676	1:08.073	38.414	170.2	5:01.141							
3	2:27.086	41.901	1:06.838	38.347	171.4	7:28.227							
4	2:29.785	41.851	1:09.250	38.684	168.3	9:58.012							
5	2:27.384	41.514	1:07.881	37.989	171.1	12:25.396							
6	2:25.243	41.123	1:06.480	37.640	173.6	14:50.639							
7	2:25.211	<b>40.806</b>	1:06.463	37.942	173.6	17:15.850							
8	2:25.687	42.258	<b>1:05.715</b>	37.714	173.1	19:41.537							
9	2:25.295	40.886	1:06.404	38.005	173.5	22:06.832							
10	<b>2:24.610</b>	41.018	1:05.968	<b>37.624</b>	174.4	24:31.442							
11	2:25.533	40.900	1:06.889	37.744	173.3	26:56.975							
<b>75</b> Gregor FISKEN GB													
SHADOW DN5													
1	2:30.820	44.959	1:07.593	38.268	164.3	2:30.820							
2	2:26.252	41.121	1:06.861	38.270	172.4	4:57.072							
3	<b>2:24.254</b>	40.826	1:06.163	<b>37.265</b>	174.8	7:21.326							
4	2:25.209	41.108	1:06.425	37.676	173.6	9:46.535							
5	2:24.589	40.828	<b>1:05.515</b>	38.246	174.4	12:11.124							
6	2:24.735	41.301	1:05.888	37.546	174.2	14:35.859							
7	2:25.481	41.310	1:06.275	37.896	173.3	17:01.340							
8	2:26.670	41.325	1:07.126	38.219	171.9	19:28.010							
9	2:26.780	41.155	1:07.205	38.420	171.8	21:54.790							
10	2:25.996	41.624	1:06.595	37.777	172.7	24:20.786							
11	2:25.981	<b>40.685</b>	1:07.246	38.050	172.7	26:46.767							





# FIA Masters Historic Formula One Championship

## SPA SIX HOURS

### Race 2

### Analysis

■ Personal Best   
 ■ Session Best   
 B Crossing the finish line in pit lane

Lap	Time	Sector 1	Sector 2	Sector 3	Kph	Elapsed	Lap	Time	Sector 1	Sector 2	Sector 3	Kph	Elapsed
<b>92</b> Paul TATTERSALL							GB ENSIGN N179						
1	2:42.543	49.999	1:12.277	40.267	152.4	2:42.543							
2	2:37.568	44.918	1:12.141	40.509	160.0	5:20.111							
3	2:36.247	44.057	1:11.976	40.214	161.4	7:56.358							
4	2:34.424	43.427	1:11.210	39.787	163.3	10:30.782							
5	2:35.189	44.199	1:11.439	39.551	162.5	13:05.971							
6	2:33.143	42.686	1:10.860	39.597	164.6	15:39.114							
7	2:31.938	42.632	1:09.743	39.563	166.0	18:11.052							
8	2:33.270	42.300	1:10.125	40.845	164.5	20:44.322							
9	2:33.874	42.649	1:11.723	39.502	163.9	23:18.196							
10	2:31.085	41.911	1:09.658	39.516	166.9	25:49.281							
<b>118</b> Matthew WRIGLEY							GB MARCH 721G						
1	2:37.268	47.656	1:09.341	40.271	157.5	2:37.268							
2	2:27.980	41.634	1:08.089	38.257	170.4	5:05.248							
3	2:27.251	40.831	1:07.657	38.763	171.2	7:32.499							
4	2:26.201	40.781	1:07.370	38.050	172.5	9:58.700							
5	2:26.034	40.748	1:07.389	37.897	172.7	12:24.734							
6	2:25.474	40.621	1:07.214	37.639	173.3	14:50.208							
7	2:25.418	40.720	1:06.654	38.044	173.4	17:15.626							
8	2:25.552	40.678	1:07.165	37.709	173.2	19:41.178							
9	2:25.115	40.324	1:06.917	37.874	173.8	22:06.293							
10	2:24.524	40.269	1:06.806	37.449	174.5	24:30.817							
11	2:27.798	40.381	1:08.648	38.769	170.6	26:58.615							

