

Friday Test

Sonoma Raceway 2.520 miles

Group 9

10/5/2018 14:00

Practice started at 14:10:40

Pos	No.	Name	Nat/State	Best Tm	Diff	In Lap	Run Group
1	43	Steve Romak		1:30.126		3	
2	29	Bud Moeller		1:35.660	5.534	3	
3	10	Steve Cook		1:38.286	8.160	3	
4	31	Nicholas Colyvas		1:39.317	9.191	3	
5	5	Chris Locke		1:41.064	10.938	3	
6	17	Charles Warner		1:44.482	14.356	3	
7	3	John Delane		1:49.967	19.841	3	
8	30	Danny Baker				0	

Friday Test

Sonoma Raceway 2.520 miles

Group 9

10/5/2018 15:15

Practice started at 15:20:21

Pos	No.	Name	Nat/State	Best Tm	Diff	In Lap	Run Group
1	30	Danny Baker		1:34.331		5	
2	22	Bud Moeller		1:34.660	0.329	6	
3	52	Ron Maydon		1:35.467	1.136	8	
4	31	Nicholas Colyvas		1:35.991	1.660	2	
5	5	Chris Locke		1:36.336	2.005	5	
6	17	Charles Warner		1:41.855	7.524	4	
7	3	John Delane		1:42.598	8.267	3	

Friday Test

Sonoma Raceway 2.520 miles

Group 9

10/5/2018 17:33

Practice started at 17:35:03

Pos	No.	Name	Nat/State	Best Tm	Diff	In Lap	Run Group
1	33	Ethan Shippert		1:32.119		5	
2	30	Danny Baker		1:33.082	0.963	8	
3	52	Ron Maydon		1:37.710	5.591	5	


Saturday Qualifying

Sonoma Raceway 2.520 miles

Group 9

10/6/2018 09:10

Qualifying started at 9:26:41



Pos	No.	Name	Best Tm	Diff	In Lap
1	43	Steve Romak	1:31.040		5
2	9	Martin Lauber	1:33.162	2.122	5
3	31	Nicholas Colyvas	1:33.341	2.301	4
4	117	Timmy De Silva	1:33.374	2.334	4
5	30	Danny Baker	1:34.178	3.138	7
6	52	Ron Maydon	1:34.918	3.878	4
7	5	Chris Locke	1:35.149	4.109	4
8	10	Steve Cook	1:39.962	8.922	6
9	17	Charles Warner	1:40.796	9.756	5
10	20	Doug Mockett	1:41.496	10.456	3
11	33	Ethan Shippert	1:41.687	10.647	1
12	3	John Delane	1:42.411	11.371	7
13	67	Michael Eckstein	1:54.910	23.870	3


Saturday Race

Sonoma Raceway 2.520 miles

Group 9

10/6/2018 12:00

Race started at 11:59:18



Pos	No.	Name	Laps	Diff	Best Tm
1	43	Steve Romak	10		1:31.098
2	9	Martin Lauber	10	1.639	1:30.832
3	31	Nicholas Colyvas	10	15.994	1:32.217
4	117	Timmy De Silva	10	17.066	1:32.421
5	30	Danny Baker	10	30.442	1:33.754
6	52	Ron Maydon	10	31.663	1:34.089
7	5	Chris Locke	10	31.956	1:33.262
8	10	Steve Cook	10	:20.794	1:35.640
9	8	Sean Allen	10	:34.222	1:37.907
10	20	Doug Mockett	10	36.193	1:39.075
11	17	Charles Warner	9	1 Lap	1:40.056
12	3	John Delane	9	1 Lap	1:41.456
13	67	Michael Eckstein	9	1 Lap	1:47.885
14	33	Ethan Shippert	4	6 Laps	1:31.071

Margin of Victory	Avg. Speed	Best Lap Tm	Best Speed	Best Lap by
1.639	98.591	1:30.832	99.877	9 - Martin Lauber

Chief of Timing & Scoring

Orbits

Race Director

www.mylaps.com

Licensed to: CSRG


Sunday Practice

Sonoma Raceway 2.520 miles

Group 9 practice

10/7/2018 09:15

Practice started at 9:14:44



Pos	No.	Name	Best Tm	Diff	In Lap
1	43	Steve Romak	1:30.299		4
2	117	Timmy De Silva	1:31.918	1.619	4
3	10	Steve Cook	1:35.351	5.052	6
4	22	Bud Moeller	1:36.465	6.166	3
5	8	Sean Allen	1:36.557	6.258	5
6	17	Charles Warner	1:41.976	11.677	3
7	67	Michael Eckstein	1:52.592	22.293	4

Sunday Race

Sonoma Raceway 2.520 miles

Group 9 Race

10/7/2018 11:15

Race started at 11:13:50

Pos	No.	Name	Laps	Diff	Best Tm
1	43	Steve Romak	11		1:30.795
2	117	Timmy De Silva	11	14.127	1:32.107
3	9	Martin Lauber	11	27.736	1:31.001
4	22	Bud Moeller	11	55.658	1:34.783
5	5	Chris Locke	11	08.550	1:35.918
6	8	Sean Allen	11	11.064	1:36.324
7	10	Steve Cook	11	11.232	1:36.853
8	17	Charles Warner	10	1 Lap	1:39.917
9	20	Doug Mockett	10	1 Lap	1:41.680
10	3	John Delane	10	1 Lap	1:42.558
11	67	Michael Eckstein	10	1 Lap	1:46.799
12	33	Ethan Shippert	8	3 Laps	1:33.282

Margin of Victory	Avg. Speed	Best Lap Tm	Best Speed	Best Lap by
14.127	98.384	1:30.795	99.917	43 - Steve Romak

Chief of Timing & Scoring

Orbits

Race Director